



AW ADVANCING A HEALTHIER
WISCONSIN ENDOWMENT

MEDICAL COLLEGE OF WISCONSIN

ADVANCING A HEALTHIER WISCONSIN ENDOWMENT PROGRAM AUDIT

July 1, 2022 - June 30, 2023



TABLE OF CONTENTS


Advancing a Healthier Wisconsin Endowment Letter

July 8, 2021

Office of the Commissioner of Insurance Letter

August 10, 2021

Medical College of Wisconsin Management Letter

October 26, 2023

Independent Accountants' Agreed-Upon Procedures Report

October 26, 2023

July 8, 2021

The Honorable Mark Afable
Commissioner
Wisconsin Office of the Commissioner of Insurance
PO Box 7873
Madison, WI 53707-7873

The Honorable Nathan Houdek
Deputy Commissioner
Wisconsin Office of the Commissioner of Insurance
PO Box 7873
Madison, WI 53707-7873

Dear Commissioner Afable and Deputy Commissioner Houdek:

On behalf of the Medical College of Wisconsin (MCW), and MCW's Advancing a Healthier Wisconsin (AHW) Endowment, we are seeking approval for AHW's program audit process.

Program audits are required as indicated in the following clause in the March 28, 2000 order from the Wisconsin Commissioner of Insurance:

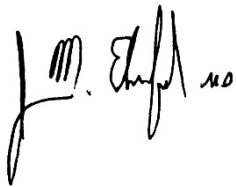
PROGRAM AND FINANCIAL AUDITS

At least every five years the University of Wisconsin Foundation/University of Wisconsin Medical School and the Medical College of Wisconsin shall obtain a program and financial audit from the Legislative Audit Bureau or from an independent firm approved by, or selected under standards approved by, the Commissioner, and shall submit the audit report to the PCHOAC, Board of Regents or Board of Trustees, and the Wisconsin United for Health Foundation, Inc., if still in existence.

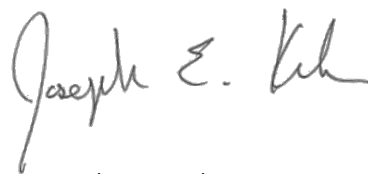
AHW's past practice has been to conduct a program audit every five years, with the most recent audit completed for the period of January 1, 2014 to December 31, 2018. We are seeking approval to conduct the program audit annually. To accomplish the shift in timeline, an audit for the period of January 1, 2019 to June 30, 2021 is being proposed, with annual audits thereafter beginning for the period of July 1, 2021 to June 30, 2022. We request the program audits be conducted by KPMG, through an agreed-upon procedures approach, as is consistent with the most recently completed audit. Conducting annual program audits will allow for more timely reports being made available to the public. AHW requests no change to the financial audit process, which is conducted annually by KPMG.

Thank you for your consideration of this request. We look forward to your response, along with continued partnership with you and your staff. If any additional information is needed, please do not hesitate to contact me.

Sincerely,



Jesse M. Ehrenfeld, MD, MPH
Senior Associate Dean, School of Medicine
Director, Advancing a Healthier Wisconsin Endowment
Professor, Anesthesiology
Medical College of Wisconsin



Joseph E. Kerschner, MD
The Julia A. Uihlein, MA, Dean of the School of Medicine
Provost and Executive Vice President
Professor of Otolaryngology
Microbiology and Immunology
Medical College of Wisconsin



Wisconsin Office of the
COMMISSIONER
OF INSURANCE

Tony Evers, Governor of Wisconsin
Mark Afable, Commissioner of Insurance

August 10, 2021

Jesse M. Ehrenfeld, MD
Advancing a Healthier Wisconsin Endowment
8701 W Watertown Plank Road
Milwaukee, WI 53226-0509

Sent via electronic mail to: jehrenfeld@mcw.edu

Dear Dr. Ehrenfeld:

We approve your request to conduct Advancing a Healthier Wisconsin's program audit annually, including the timeline and approach as described in your letter on July 8, 2021.

Sincerely,

A handwritten signature in black ink, appearing to read "Mark V. Afable".

Mark V. Afable

Commissioner of Insurance

cc: Deputy Commissioner Nathan Houdek

Dr. Joseph E. Kerschner



October 26, 2023

KPMG LLP
833 E Michigan Street
Suite 1050
Milwaukee, Wisconsin 53202

Ladies and Gentlemen:

In connection with your engagement to perform agreed-upon procedures to determine The Medical College of Wisconsin, Inc.'s (MCW) compliance with the order issued by the Office of the Commissioner of Insurance of the State of Wisconsin in the Finding of Fact, Conclusion of Law, and Order issued March 2000 (the Order) as applied to the Advancing a Healthier Wisconsin Program (the Program) for the period from July 1, 2022 to June 30, 2023, we confirm, to the best of our knowledge and belief, as of October 26, 2023 the following representations made to you during your agreed-upon procedures engagement:

1. We acknowledge our responsibility for MCW's compliance with the Order's requirements from the period from July 1, 2022 to June 30, 2023.
2. We agree to the procedures performed and acknowledge that they are appropriate for the intended purpose of the engagement to determine MCW's compliance with the Order's requirements for the period from July 1, 2022 to June 30, 2023.
3. We obtained, from all necessary parties, agreement to the procedures and acknowledgement that the procedures are appropriate for their purposes and provided to you written acknowledgement from those parties.
4. We have provided you with access to all relevant information and access, as applicable, as agreed upon in the terms of the engagement.
5. There are no known matters contradicting the subject matter and there have been no communications from regulatory agencies or others affecting the subject matter, including between the end of the period addressed by the subject matter and the date of the agreed-upon procedures report.
6. We are not aware of any material misstatements in the subject matter.
7. There are no known subsequent events to the period from July 1, 2022 to June 30, 2023 that would have a material effect on the subject matter.

Very truly yours,

The Medical College of Wisconsin, Inc.



John R. Raymond, Sr., M.D.

President and Chief Executive Officer



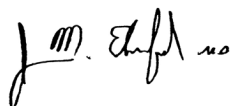
Shelisa A. Dalton, MBA

Chief Financial Officer



Pamela J. Stanick, CPA

Vice President for Finance and Treasury



Jesse M. Ehrenfeld, M.D., MPH

Director of the Advancing a Healthier Wisconsin Endowment and Senior Associate Dean at the Medical College of Wisconsin School of Medicine



KPMG LLP
Suite 1050
833 East Michigan Street
Milwaukee, WI 53202-5337

Independent Accountants' Agreed-Upon Procedures Report

The Medical College of Wisconsin, Inc.:

We have performed the procedures enumerated below to determine The Medical College of Wisconsin, Inc.'s (MCW) compliance with the order issued by the Office of the Commissioner of Insurance of the State of Wisconsin in the Finding of Fact, Conclusion of Law, and Order issued March 28, 2000 (the Order) as applied to the Advancing a Healthier Wisconsin Program (the Program) for the fiscal year ended June 30, 2023. MCW is responsible for its compliance with the Order's requirements.

MCW has agreed to and acknowledged that the procedures performed are appropriate to meet the intended purpose of determining their compliance with the Order's requirements for the fiscal year ended June 30, 2023. This report may not be suitable for any other purpose. Additionally, the Office of the Commissioner of Insurance of the State of Wisconsin has agreed to and acknowledged that the procedures performed are appropriate for its purposes. No other parties have agreed to or acknowledged the appropriateness of these procedures for the intended purpose or any other purpose.

The procedures performed may not address all the items of interest to a user of this report and may not meet the needs of all users of this report and, as such, users are responsible for determining whether the procedures performed are appropriate for their purposes. We make no representation regarding the appropriateness of the procedures either for the intended purpose or for any other purpose.

The procedures and the associated findings are as follows:

Financial Statements and Required Reporting

1. Inquire of management whether an independent annual financial audit covering grant and administrative expense between July 1, 2022 and June 30, 2023, has been completed in compliance with the Insurance Commissioner's Order.

We obtained from management the audited financial statements of the Program for the fiscal year ended June 30, 2023.

No exceptions were noted as a result of applying this procedure.

2. For this reporting period obtain management's summary schedule of the Program expenditures by award granted and amounts charged as administrative expenses. Agree total expenditures to the amount shown as the Program expenditures in the corresponding financial statement audit for fiscal year ending June 30, 2023. Management's summary schedule of the Program expenditures should be presented by award and include the following: amount awarded, amount expended in period, amount unspent at period end and total for all amounts expended. (Attach as Schedule 1)

We obtained from management the summary schedule of the Program expenditures by award granted and amounts charged as administrative expenses for both the Public Health Initiatives (Fund 151) awards and the Education and Research initiatives (Fund 152) awards for the fiscal year ended June 30, 2023. We reconciled total expenditures to the amount shown as the Program expenditures in the corresponding financial statement audit for the fiscal year ended June 30, 2023.



No exceptions were noted as a result of applying this procedure. See Schedule 1 attached.

3. Obtain management's schedule of the endowment balance at fiscal year ending June 30, 2023 and agree it to the corresponding audited financial statements of the Program. (Attach as Schedule 2)

We obtained management's schedule of the endowment balance as of the fiscal year ended June 30, 2023 and agreed it to the endowment balance within the respective audited financial statements of the Program.

No exceptions were noted as a result of applying this procedure. See Schedule 2 attached.

4. Obtain and read the Program minutes of governance committee meetings. Verify the minutes provide documentation of award decisions. Verify the minutes provide documentation of financial reporting at least annually, on the value of the endowment and available funds.

We obtained and read the Program minutes of the MCW Consortium on Public and Community Health and AHW Research and Education Advisory Committee for the fiscal year ended June 30, 2023. Per our review of the minutes, we observed the minutes included award decisions and at least annually, the financial reporting on the value of the endowment and funds available for disbursements.

No exceptions were noted as a result of applying this procedure.

5. Obtain each member of the MCW Consortium on Public and Community Health, and the Research and Education Advisory Committee's annual sign-off from management confirming their agreement to adhere to the Program's respective conflict of interest policies.

We obtained the annual sign-offs for each of the members of MCW Consortium on Public and Community Health for the fiscal year ended June 30, 2023, and sign off for each of the Research and Education Advisory Committee members from for the fiscal year ended June 30, 2023. The sign-offs contained each member's confirmation of their agreement to adhere to the Program's respective conflict of interest policies.

No exceptions were noted as a result of applying this procedure.

6. Inquire of management as to whether or not the entity charges administrative expenses to the Program. If an administrative expense was charged, obtain a schedule of administrative expenses from management and agree it to the respective financial statements noted in procedure 2 above. Compute the amount of administrative expenses to the average monthly endowment value for the fiscal year ending June 30, 2023. Compute the amount of administrative expenses to the total program expenditures for the same period. (Attach as Schedule 3A)

We inquired of management noting that MCW does charge administrative expenses to the Program. We obtained management's schedule of administrative expenses at the transaction detail level and agreed it to the financial statements for the fiscal year ended June 30, 2023. We also computed the amount of administrative expenses to the average monthly endowment value and the amount of administrative expenses to total program expenditures for the same period.

No exceptions were noted as a result of applying this procedure. See Schedule 3A attached.

7. Select a sample of five administrative expense transactions from the public health awards and a sample of five administrative expense transactions from the medical education and research awards listed in the schedule obtained in procedure 6 for the fiscal year ended June 30, 2023. Vouch back to supporting



documentation to ascertain that the administrative expenses related to the Program. (Attach a summary of amounts tested by period as Schedule 3B)

From management's schedule of administrative expenses obtained in procedure 6, we selected 5 administrative expense transactions for each of the public health and medical education and research awards for the fiscal year ended June 30, 2023. We performed the following procedures:

- a. *For external expenses, we obtained from management the invoice, purchase order (if applicable), and check copy or remittance advice, agreed the amount to the schedule of administrative expenses, and verified that the administrative expense related to the Program.*
- b. *For internal expenses, we obtained the inter-department job charges invoice or transfer entry and journal entry support, agreed the amount to the schedule of administrative expenses, and verified that the administrative expense related to the Program.*

No exceptions were noted as a result of applying this procedure. See Schedule 3B attached.

8. Inquire of management as to whether or not the Program has program support project expenses. If there are program support projects, obtain a schedule of expenses from management and agree it to the respective financial statements noted in procedure 2 above. (Attach as Schedule 3C)

We inquired of management noting that MCW does have program support project expenses. We obtained management's schedule of expenses and agreed it to the financial statements for the fiscal year ended June 30, 2023.

No exceptions were noted as a result of applying this procedure. See Schedule 3C attached.

9. Select a sample of five program support project expense transactions from the public health awards and a sample of five program support project expense transactions from the medical education and research awards listed in the schedule obtained in procedure 8 for the period of July 1, 2022 through June 30, 2023. Vouch back to supporting documentation to ascertain that the programmatic expenses related to the Program. (Attach a summary of amounts tested by period as Schedule 3D)

From management's schedule of program support project expenses obtained in procedure 8, we selected 5 program support project expense transactions for each of the public health and medical education and research awards for the fiscal year ended June 30, 2023. We performed the following procedures:

- a. *For external expenses, we obtained from management the invoice, purchase order (if applicable), and check copy or remittance advice, agreed the amount to the schedule of expenses, and verified that the programmatic expense related to the Program.*
- b. *For internal expenses, we obtained the inter-department job charges invoice or transfer entry and journal entry support, agreed the amount to the schedule of expenses, and verified that the programmatic expense related to the Program.*

No exceptions were noted as a result of applying this procedure. See Schedule 3D attached.



Compliance with Insurance Commissioner's Order

10. Inquire whether management has prepared a five-year plan for the Program which was active for the fiscal year ending June 30, 2023. Obtain documentation that public input was sought in developing the plan, that the relevant sections of the plan were approved by the MCW Consortium on Public and Community Health noting the date of approval, and that the plan was approved by the MCW Board of Trustees noting the date of approval.

We inquired of management noting a five-year plan was prepared for the program for the period 2019 through 2023. We obtained the Program's Developing an Inclusive and Responsive Guiding Document for the 2019 – 2023 five-year plan, showing the different ways MCW requested public comments and the outcome of each. We inspected the meeting minutes of the MCW Consortium on Public and Community Health on May 3, 2018 noting the approval 2019 – 2023 five-year plan. We obtained a certified letter from John T. Newsome, Esq., Assistant Secretary and General Counsel of MCW that stated the date of the MCW Board of Trustees approved the Advancing a Healthier Wisconsin Endowment 2019 – 2023 five-year plan on June 22, 2018.

No exceptions were noted as a result of applying this procedure.

11. Obtain evidence showing the MCW Consortium on Public and Community Health conducted and recorded a vote on the allocated percentage of funds for public health initiatives and for medical education and research initiatives in accordance with the five-year plan in effect at the time of the vote for the fiscal year ending June 30, 2023.

We obtained the meeting minutes of the MCW Consortium on Public and Community Health evidencing they conducted and recorded the vote on the allocation percentage of funds for public health initiatives and for medical education and research initiatives in accordance with the five-year plan on May 3, 2018 to retain the allocation for the 2019 – 2023 five-year plan.

No exceptions were noted as a result of applying this procedure.

12. Obtain evidence of separate endowment accounts for public health initiatives and for medical education and research initiatives. Inquire of management as to whether the endowment funds were pooled with other endowment funds in a common investment management practice.

We obtained management's schedules of endowment balances noted in procedure 3, noting there were separate endowment accounts for public health initiatives and for medical education and research initiatives. We inquired of management as to whether the Program endowment funds were pooled with other endowment funds of MCW in a common investment management practice noting that the Program endowment is pooled with other funds at MCW for investment purposes. The pooled endowment accounting policy is disclosed in the notes to the audited financial statements identified in procedure 1.

No exceptions were noted as a result of applying this procedure.

13. Inquire of management whether the entity completed annual reports on endowment-funded activities. Obtain evidence the reports were approved by the MCW Board of Trustees. Obtain evidence the reports were made available to the public.

We obtained the annual reports on endowment-funded activities for the fiscal year ended June 30, 2022, which is the latest annual report issued. Management indicated the website where the reports were made available to the public. Each report was obtained from the AHW Public Stewardship website (ahwendowment.org/AHW/Who-We-Are/Public-Stewardship.htm). We obtained a certified letter from M. Aileen Shinaman, Assistant Secretary and General Counsel of MCW that stated the date of the MCW



Board of Trustees accepted the Advancing a Healthier Wisconsin Endowment Annual Reports for the fiscal year ended June 30, 2022 on November 18, 2022.

No exceptions were noted as a result of applying this procedure.

14. Inquire of management whether the membership composition of the MCW Consortium on Public and Community Health was consistent with the requirements of the Insurance Commissioner's Order.

We obtained the Office of the Commissioner of Insurance's Order on membership composition of the MCW Consortium on Public and Community Health. We obtained from management a listing of MCW Consortium members for the fiscal year ended June 30, 2023 and agreed the listing of MCW Consortium members to the Office of the Commissioner of Insurance's Order.

No exceptions were noted as a result of applying this procedure.

15. Inquire of management whether the Program has a policy on non-supplanting.

We obtained the Program's policy named "AHW Non-Supplanting Policy" that covers the fiscal year ended June 30, 2023.

No exceptions were noted as a result of applying this procedure.

Grant Review and Awards

16. Using the list of awards obtained in procedure 2, select a sample of the lesser of 10 public health awards and 10 medical education and research awards or awards that represent 20% of total expenses for each category of awards, active between July 1, 2022 and June 30, 2023.

We obtained the summary schedules of the Program expenditures by award granted noted in procedure 2 and selected 2 public health awards and 4 medical education and research awards active during the fiscal year ended June 30, 2023. These selections represented at least 20% of total expenses for each category of awards active during the fiscal year ended June 30, 2023.

No exceptions were noted as a result of applying this procedure.

17. For each award selected in procedure 16, verify that the award documentation includes the following items:

- (a) Letter of intent (if required) with evidence of review and approval in accordance with the relevant RFA if applicable
- (b) Full application with evidence of review and approval in accordance with the relevant RFA if applicable
- (c) Documentation of non-supplanting review in alignment with the Program's non-supplanting policy
- (d) Award letter or funding agreement indicating the amount awarded and funding period
- (e) Documentation that budget and budget revisions (if requested) were approved in accordance with the relevant award administration manual, and indicate personnel expenses including base salaries that were at or below the NIH salary cap (if required) in the relevant RFA.
- (f) Documentation of changes to the award funding period (if requested)
- (g) Award recipient orientation materials in accordance with the relevant award administration manual



- (h) Progress and final reporting requirements (if required) in accordance with the relevant award administration manual.

Prepare and attach Schedule 4 to summarize results.

We performed the procedures outlined above for each award selected in procedure 16, as applicable, and obtained from management the following documentation to apply the procedures:

- a. *Obtained the applicant's letter of intent (if required) and/or invitation that included the Program's review and approval in accordance with the relevant RFA component to include confirmation of applicant eligibility.*
- b. *Obtained the full application submitted (if required) and Board Meeting minutes that indicated review and approval of the full application in accordance with the relevant RFA component.*
- c. *Obtained the applicants completed non-supplanting questionnaire that was completed to support their understanding of the entity's non-supplanting policy and signed by the lead academic partner and principal investigator.*
- d. *Obtained the original award letters or MOU (if applicable) containing the amount awarded and the period funds were available. Obtained the change request form and MOU Addendum (if applicable) or changes to the award amount or period of award, if applicable. We agreed award amounts to amounts in procedure 17a and 17b.*
- e. *Obtained the original budgets and any revised budgets with change requests (if applicable). We sighted Program approval of the budget(s) by obtaining the e-mail sent to the award recipient with the approved budget spreadsheet. We agreed base salaries of personnel expenses included in the budget were below the published NIH salary cap as required by the RFA component.*
- f. *We obtained the No Cost Extension (if applicable) recording the changing of the period of the award.*
- g. *We obtained the power point presentation of the award orientation.*
- h. *We obtained the applicable progress and final reports noting the submission dates agreed with the award and policies.*

No exceptions were noted as a result of applying this procedure. See Schedule 4 attached.

Monitoring Awards

- 18. For each award selected in procedure 16, obtain the underlying detailed list of expenditures during the period. Using this detailed list, select 5 transactions at the lowest level of detail available per award.

We obtained, for each award selected in procedure 16, a detailed list of expenditures during the period and selected 5 transactions at the lowest level of detail available for each award such as a specific invoice or individual payroll support.

No exceptions were noted as a result of applying this procedure.



19. For the sample selected in procedure 18, obtain supporting documentation for each expense selected and verify that it was spent during the grant period and was approved as being in accordance with the award. Reference allowable/unallowable section of the relevant award administration manual. Prepare and attach as Schedule 5 a summary showing the name of the award, amount of the award, amount of expenditures tested and coverage percentage.

For each expense selected in procedure 18, we agreed the expense was dated within the fiscal year ended June 30, 2023 and sighted the expense was approved by the designated responsible party via their signature as being in accordance with the award and as being for an allowable cost via the approved award budget or the certification statement on the Financial Status report.

- a. For external expenses, we obtained the invoice, budget approval and check copy or remittance advice and agreed the amount to the amount selected per the underlying detailed list of expenditures, transactions and supporting documentation.*
- b. For non-salary internal expenses, we obtained the inter-department invoice and the related journal entry and agreed the amount to the amount per the underlying detailed list of expenditures.*
- c. For payroll related expenses, we obtained the employee's approved budget data form showing the employee's percentage of time allocated to the Program and annual salary. We recalculated the employee's payroll expense and agreed the amount to the paycheck stub and to the underlying detailed list of expenditures.*

No exceptions were noted as a result of applying this procedure. See Schedule 5A and 5B attached.

20. For each award selected in procedure 16, inquire of management whether there were awards with sub-projects.

For each award selected in procedure 16, we inquired of management whether there were sub-recipients related to the award. Management noted that of the 6 awards selected in procedure 16, 3 of them had sub-projects. Those 3 awards are:

Public Health Awards

- Phase II Implementation: HWPP Strategic Component-WI Community Coalitions on Behavioral Health Initiative (WCCBHI)*
- Advancing Behavioral Health Initiative Phase 3: Academic Partner Team*

Medical Education & Research Awards

- Improving Heart Health, Supporting Healthy Minds, and Dismantling Cancer*

No exceptions were noted as a result of applying this procedure.

21. For awards identified in procedure 20 that have sub-projects, select a sample of public health subprojects and medical education and research sub-projects that represent at least one-third of total sub-projects of each parent award. The sample selection should not include the parent award.

For each award with sub-projects identified within procedure 20, we selected sub-projects that represented at least one-third of the total expenses of the initial award (parent award) selected in procedure 16. In the event the sub-projects expenses did not account for at least one-third of the total expenses of the initial award (parent award) selected in Procedure 16, we selected all sub-projects.



22. For each subproject selected in procedure 21, verify with management that the required reporting documents (items listed in procedure 17 A through H above) were submitted in accordance with the original award and policies.

For each sub-projects selected within procedure 21, we performed the procedures listed in procedure 17, as applicable.

No exceptions were noted as a result of applying this procedure.

We were engaged by MCW to perform this agreed-upon procedures engagement. We conducted our engagement in accordance with attestation standards established by the American Institute of Certified Public Accountants, which involves us performing the specific procedures agreed to and acknowledged above and reporting on findings based on performing those procedures. We were not engaged to and did not conduct an examination or review, the objective of which would be the expression of an opinion or conclusion, respectively, on MCW's compliance with the Order's requirements for the period from July 1, 2022 to June 30, 2023. Accordingly, we do not express such an opinion or conclusion. Had we performed additional procedures, other matters might have come to our attention that would have been reported to you.

We are required to be independent of MCW and to meet our other ethical responsibilities, in accordance with the relevant ethical requirements related to our agreed-upon procedures engagement.

This report is intended solely for the information and use of Medical College of Wisconsin, Inc. and the Office of the Commissioner of Insurance of the State of Wisconsin, and is not intended to be, and should not be, used by anyone other than the specified parties.

KPMG LLP

Milwaukee, Wisconsin
October 26, 2023

**THE MEDICAL COLLEGE OF WISCONSIN, INC.
ADVANCING A HEALTHIER WISCONSIN PROGRAM**

Schedule 1

Schedule of Program Expenditures by Award

<u>Award #</u>	<u>Award Short Name</u>	<u>Closed - Funds Returned to AHW</u>	<u>Adjusted Total Award</u>	<u>Outstanding Commitments</u>	<u>Life To Date Expenditures</u>	<u>2003 to 2021 Expenditures</u>	<u>FY2022 Expenditures</u>	<u>FY2023 Expenditures</u>
9510003	Domestic Violence	3,933.81	18,202.00	-	14,268.19	14,268.19	-	-
9510004	Project HOPE	2,701.48	26,962.00	-	24,260.52	24,260.52	-	-
9510005	CHAMP	4,120.24	449,501.00	-	445,380.76	445,380.76	-	-
9510006	Elder Abuse	0.16	24,991.00	-	24,990.84	24,990.84	-	-
9510007	Waukesha Oral Health	9.10	24,883.00	-	24,873.90	24,873.90	-	-
9510008	Rock River Healthy Smiles	5,360.90	42,658.00	-	37,297.10	37,297.10	-	-
9510009	Holistic Health Planning	8.39	24,914.00	-	24,905.61	24,905.61	-	-
9510010	Barron County	51.79	19,427.00	-	19,375.21	19,375.21	-	-
9510011	Mental Health Marion WI	1.06	27,986.00	-	27,984.94	27,984.94	-	-
9510012	Church Based Health	5,208.65	450,000.00	-	444,791.35	444,791.35	-	-
9510013	Wisconsin Injury Prevention	20,249.83	450,000.00	-	429,750.17	429,750.17	-	-
9510014	Partner Up (PUSH)	8,797.32	450,000.00	-	441,202.68	441,202.68	-	-
9510015	How Safe is the Safety Net	3,479.67	24,635.00	-	21,155.33	21,155.33	-	-
9510016	Booster Seat Campaign	2,056.19	25,000.00	-	22,943.81	22,943.81	-	-
9510017	Elder Health Upholders	6.23	24,000.00	-	23,993.77	23,993.77	-	-
9510018	Focus on Kids Partnership	65.14	25,000.00	-	24,934.86	24,934.86	-	-
9510019	Database for Children	559.36	24,959.00	-	24,399.64	24,399.64	-	-
9510020	Bilingual Chronic Care	3,622.94	450,000.00	-	446,377.06	446,377.06	-	-
9510021	Healthier Cumberland	176.91	24,758.00	-	24,581.09	24,581.09	-	-
9510022	Healthcare Can Change	4,274.82	450,000.00	-	445,725.18	445,725.18	-	-
9510023	Neighborhood Center	25.22	25,000.00	-	24,974.78	24,974.78	-	-
9510024	Riverwest Health	34,500.28	450,000.00	-	415,499.72	415,499.72	-	-
9510025	Latino Children	-	204,739.10	-	204,739.10	204,739.10	-	-
9510026	Milwaukee Cares	-	433,344.00	-	433,344.00	433,344.00	-	-
9510027	SRCI	854.45	433,856.00	-	433,001.55	433,001.55	-	-
9510028	Strengthen Policy	327.17	49,816.00	-	49,488.83	49,488.83	-	-
9510029	Path to Implement	6,092.89	50,000.00	-	43,907.11	43,907.11	-	-
9510030	NEW Leadership	0.58	50,000.00	-	49,999.42	49,999.42	-	-
9510031	GAMP Chronic Disease	1.31	430,668.00	-	430,666.69	430,666.69	-	-
9510032	Developing Strategies	1,229.15	50,000.00	-	48,770.85	48,770.85	-	-
9510033	Healthier Workforce	12,905.44	388,183.00	-	375,277.56	375,277.56	-	-
9510034	Empowering Individuals	895.54	433,805.00	-	432,909.46	432,909.46	-	-
9510035	Cmnty Mobilization	608.79	50,000.00	-	49,391.21	49,391.21	-	-
9510036	Cognition & Outreach	2,354.05	49,628.00	-	47,273.95	47,273.95	-	-
9510037	Safety Starts at Home	12,697.39	34,619.00	-	21,921.61	21,921.61	-	-
9510038	Quality Dementia Care	1,942.91	432,880.00	-	430,937.09	430,937.09	-	-
9510039	Peer Support	4.39	50,000.00	-	49,995.61	49,995.61	-	-
9510040	Milwaukee Kids	53,414.37	413,935.00	-	360,520.63	360,520.63	-	-
9510041	Elder Health Upholders	9,460.71	50,000.00	-	40,539.29	40,539.29	-	-
9510042	Saber Para La Gente	-	50,000.00	-	50,000.00	50,000.00	-	-
9510043	Healthier Cumberland	13,363	427,229	-	413,866	413,866	-	-
9510044	Citywide Nutrition	1,198	426,655	-	425,457	425,457	-	-
9510045	Family Risk Reduction	31,505	414,179	-	382,674	382,674	-	-
9510046	Healthy Teeth=Kids	2,146	45,627	-	43,481	43,481	-	-

**THE MEDICAL COLLEGE OF WISCONSIN, INC.
ADVANCING A HEALTHIER WISCONSIN PROGRAM**

Schedule 1

Schedule of Program Expenditures by Award

<u>Award #</u>	<u>Award Short Name</u>	<u>Closed - Funds Returned to AHW</u>	<u>Adjusted Total Award</u>	<u>Outstanding Commitments</u>	<u>Life To Date Expenditures</u>	<u>2003 to 2021 Expenditures</u>	<u>FY2022 Expenditures</u>	<u>FY2023 Expenditures</u>
9510047	Fight Asthma	2,577	425,545	-	422,968	422,968	-	-
9510048	Arsenic in WI Water	666	50,000	-	49,334	49,334	-	-
9510049	NWFPC	5,066	45,588	-	40,522	40,522	-	-
9510050	CCPIL	18,912	400,184	-	381,272	381,272	-	-
9510051	Farm to Fork	1,181	49,769	-	48,588	48,588	-	-
9510052	Lakeshore Lodge	1,597	404,546	-	402,949	402,949	-	-
9510053	Quality Home Care	6,854	49,054	-	42,200	42,200	-	-
9510054	Project Respect	28,472	387,955	-	359,483	359,483	-	-
9510055	NEW Leadership	402	50,000	-	49,598	49,598	-	-
9510056	TAP	40,259	397,457	-	357,198	357,198	-	-
9510057	Status of WI Schools	980	50,000	-	49,020	49,020	-	-
9510058	Hispanic Health	362	49,918	-	49,556	49,556	-	-
9510059	F4Kids	1,144	48,707	-	47,563	47,563	-	-
9510060	IPV Consortium	4	50,000	-	49,996	49,996	-	-
9510061	Risky Drinking	523	49,944	-	49,421	49,421	-	-
9510062	Stop Abuse of Elders	23,786	401,263	-	377,477	377,477	-	-
9510063	CCDM	13,414	400,510	-	387,096	387,096	-	-
9510064	Public Health	2,117	50,000	-	47,883	47,883	-	-
9510065	Community Readiness	1,476	50,000	-	48,524	48,524	-	-
9510066	ECIDS	7,444	389,066	-	381,622	381,622	-	-
9510067	Healthy Latino	12,439	395,414	-	382,975	382,975	-	-
9510068	Mi Salud-Mi Vida	1,883	49,807	-	47,924	47,924	-	-
9510069	Milwaukee Alliance	659	50,000	-	49,341	49,341	-	-
9510070	FAAHN	10,852	396,289	-	385,437	385,437	-	-
9510071	Waukesha Smiles	6,194	397,266	-	391,072	391,072	-	-
9510072	Partner to Connect	4,553	390,347	-	385,794	385,794	-	-
9510073	PEARLS	4,492	403,129	-	398,637	398,637	-	-
9510074	Journey of HOPE	1,550	50,000	-	48,450	48,450	-	-
9510075	Behavioral Health Care	344	398,719	-	398,375	398,375	-	-
9510076	Eat Smart	57	392,698	-	392,641	392,641	-	-
9510077	Food and Fitness	1	50,000	-	49,999	49,999	-	-
9510078	Project Heart	26,746	403,028	-	376,282	376,282	-	-
9510079	HIV Testing	16,217	44,536	-	28,319	28,319	-	-
9510081	Violence Prevention	55,599	100,000	-	44,401	44,401	-	-
9510082	Healthy Families	3,081	220,035	-	216,954	216,954	-	-
9510084	Chronic Disease	33,504	367,393	-	333,889	333,889	-	-
9510085	Fragile Foster Child	592	45,848	-	45,256	45,256	-	-
9510086	Milwaukee Smile	6,413	369,114	-	362,701	362,701	-	-
9510087	Mapping Health	48,219	367,792	-	319,573	319,573	-	-
9510088	Circles of Sisters	3,103	44,062	-	40,959	40,959	-	-
9510089	Salud de la Mujer	12,633	374,946	-	362,313	362,313	-	-
9510090	Building Capacity	4,725	47,943	-	43,218	43,218	-	-
9510091	Johnson Park	1,823	372,407	-	370,584	370,584	-	-
9510092	Fostering Hope	14,206	45,636	-	31,430	31,430	-	-

**THE MEDICAL COLLEGE OF WISCONSIN, INC.
ADVANCING A HEALTHIER WISCONSIN PROGRAM**

Schedule 1

Schedule of Program Expenditures by Award

<u>Award #</u>	<u>Award Short Name</u>	<u>Closed - Funds Returned to AHW</u>	<u>Adjusted Total Award</u>	<u>Outstanding Commitments</u>	<u>Life To Date Expenditures</u>	<u>2003 to 2021 Expenditures</u>	<u>FY2022 Expenditures</u>	<u>FY2023 Expenditures</u>
9510093	WI Blood Donors	1,344	47,208	-	45,864	45,864	-	-
9510094	WI CHW Network	15,203	45,669	-	30,466	30,466	-	-
9510095	Well City Milwaukee	8,497	47,085	-	38,588	38,588	-	-
9510096	Kenosha County	6,409	372,919	-	366,510	366,510	-	-
9510097	Nurturing Youth	2,295	375,932	-	373,637	373,637	-	-
9510098	School Nursing	1,313	47,163	-	45,850	45,850	-	-
9510099	Great Lakes Project	1	37,114	-	37,113	37,113	-	-
9510100	WI Well Water	2,915	46,501	-	43,586	43,586	-	-
9510101	Riverwest Health	14,719	369,032	-	354,313	354,313	-	-
9510102	Elder Community	10,828	362,873	-	352,045	352,045	-	-
9510103	Health Professions	738	46,363	-	45,625	45,625	-	-
9510104	Healthy Youth	2,923	376,019	-	373,096	373,096	-	-
9510105	ED to Primary Care	12,331	372,285	-	359,954	359,954	-	-
9510106	Using SNT	43,012	362,421	-	319,409	319,409	-	-
9510107	Transform Continuum	8,029	371,918	-	363,889	363,889	-	-
9510108	VPI-Development Phase	196,596	1,000,000	-	803,404	803,404	-	-
2003 to 2008 Awards		\$ 1,004,484	\$ 22,358,456	\$ -	\$ 21,353,972	\$ 21,353,972	\$ -	\$ -
	F →							
9510109	Dryhootch	1	40,000	-	39,999	39,999	-	-
9510110	Collaborative Response	21,371	300,000	-	278,629	278,629	-	-
9510111	Faith GYM	2,097	40,000	-	37,903	37,903	-	-
9510112	Open Wide	541	40,000	-	39,459	39,459	-	-
9510113	Hmong Community	7,417	40,000	-	32,583	32,583	-	-
9510114	Nuestros Ninos	27,278	300,000	-	272,722	272,722	-	-
9510115	Changing Culture	22,057	300,000	-	277,943	277,943	-	-
9510116	Sowing Seeds	798	39,957	-	39,159	39,159	-	-
9510117	Youth Violence	1,192,820	8,180,000	-	6,987,180	6,987,180	-	-
9510120	School Health Services	64,256	740,963	-	676,707	676,707	-	-
9510121	MedShare	202	200,000	-	199,798	199,798	-	-
9510122	Patient at Risk	51,134	199,936	-	148,802	148,802	-	-
9510123	Healthy Families	23,262	750,000	-	726,738	726,738	-	-
9510124	Novel Intervention	229	200,000	-	199,771	199,771	-	-
9510125	CCDM	124,318	750,000	-	625,682	625,682	-	-
9510126	Earlier Is Better	6,622	746,485	-	739,863	739,863	-	-
9510127	Diversity Matters	145,706	749,482	-	603,776	603,776	-	-
9510128	Kenosha County	15,382	748,267	-	732,885	732,885	-	-
9510129	HPV Vaccination	118	200,000	-	199,882	199,882	-	-
9510130	Hypertension Control	18,848	188,955	-	170,107	170,107	-	-
9510131	Fighting Cancer	9,849	200,000	-	190,151	190,151	-	-
9510132	SCPMH	5,149	190,617	-	185,468	185,468	-	-
9510133	Around The Corner	9,737	199,999	-	190,262	190,262	-	-
9510134	Training Lay Trainers	2,157	200,000	-	197,843	197,843	-	-
9510135	Los Cuidadores	1,726	199,941	-	198,215	198,215	-	-
9510136	Pretty Place	5,128	199,986	-	194,858	194,858	-	-

**THE MEDICAL COLLEGE OF WISCONSIN, INC.
ADVANCING A HEALTHIER WISCONSIN PROGRAM**

Schedule 1

Schedule of Program Expenditures by Award

<u>Award #</u>	<u>Award Short Name</u>	<u>Closed - Funds Returned to AHW</u>	<u>Adjusted Total Award</u>	<u>Outstanding Commitments</u>	<u>Life To Date Expenditures</u>	<u>2003 to 2021 Expenditures</u>	<u>FY2022 Expenditures</u>	<u>FY2023 Expenditures</u>
9510137	Sexual Justice	297	200,000	-	199,703	199,703	-	-
9510140	Changing Culture	78,552	750,000	-	671,448	671,448	-	-
9510141	Healthy Body	1,044	198,294	-	197,250	197,250	-	-
9510142	Impacting Youth	12,998	200,000	-	187,002	187,002	-	-
9510143	Fostering Futures	28,978	200,000	-	171,022	171,022	-	-
9510144	Dryhootch	8,635	749,797	-	741,162	741,162	-	-
9510145	Sisters Project	1,672	200,000	-	198,328	198,328	-	-
9510146	Oral Healthcare	7,036	199,101	-	192,065	192,065	-	-
9510147	Diabetes in Waukesha	8,219	192,985	-	184,766	184,766	-	-
9510148	Healthy Environments	4,743	750,000	-	745,257	745,257	-	-
9510149	SAUP	12,621	703,976	-	691,355	691,355	-	-
9510150	Social Network	33,527	199,999	-	166,472	166,472	-	-
9510151	One Hundred Healthy	30,698	192,793	-	162,095	162,095	-	-
9510152	LGBT Youth	60,339	750,000	-	689,661	689,661	-	-
9510153	Scaling Up MUAN	3,784	199,993	-	196,209	196,209	-	-
9510154	Binge Drinking	19,984	200,000	-	180,016	180,016	-	-
9510155	Eau Clair Web-Portal	5,143	200,000	-	194,857	194,857	-	-
9510156	Healthy Soil	45,674	749,999	-	704,325	704,325	-	-
9510157	Proactive Outreach	528	158,276	-	157,748	157,748	-	-
9510158	CIS: Linking Data	4,598	199,921	-	195,323	195,323	-	-
9510159	Home Visitor Response	9,336	147,951	-	138,615	138,615	-	-
9510160	Obstetrical Outcomes	22,970	200,000	-	177,030	177,030	-	-
9510161	TIEHL	7,809	200,000	-	192,191	192,191	-	-
9510181	Cross Cutting Program	267,731	699,347	-	431,616	431,616	-	-
2009 to 2013 Awards		\$ 2,435,116	\$ 24,387,020	\$ -	\$ 21,951,904	\$ 21,951,904	\$ -	\$ -
	<i>F</i> →							
9510162	Sisters 2	2,278	250,000	-	247,722	247,722	-	-
9510163	Dispatcher CPR	73,475	229,229	-	155,754	155,754	-	-
9510164	Rusk County	1,052	250,000	-	248,948	248,948	-	-
9510165	Farmers Markets	4,782	183,073	-	178,291	178,291	-	-
9510166	Eau Claire	11,716	250,000	-	238,284	238,284	-	-
9510167	Beyond the Bell	17,691	296,893	-	279,202	279,202	-	-
9510169	Capacity Bldg	26,062	254,692	-	228,630	228,630	-	-
9510170	TFJCK	20,432	374,504	-	354,072	354,072	-	-
9510171	Safe Surrender	228,859	395,749	-	166,890	166,890	-	-
9510172	STI Prevention	172,689	220,575	-	47,886	47,886	-	-
9510175	Medication Labels	24,653	255,600	-	230,947	230,947	-	-
9510176	Impact Health	30,468	250,912	-	220,444	220,444	-	-
9510177	POHSEY	11,611	238,796	-	227,185	227,185	-	-
9510178	Healthy Eyes	14,674	202,227	-	187,553	187,553	-	-
9510179	PESN	42,768	300,000	-	257,232	257,232	-	-
9510180	Behavioral Concerns	12,908	191,044	-	178,136	178,136	-	-
9510182	Fostering Futures	3,883	326,619	-	322,736	322,736	-	-
9510186	Survive Cardiac Arrest	72,187	491,269	-	419,082	419,082	-	-

**THE MEDICAL COLLEGE OF WISCONSIN, INC.
ADVANCING A HEALTHIER WISCONSIN PROGRAM**

Schedule 1

Schedule of Program Expenditures by Award

<u>Award #</u>	<u>Award Short Name</u>	<u>Closed - Funds Returned to AHW</u>	<u>Adjusted Total Award</u>	<u>Outstanding Commitments</u>	<u>Life To Date Expenditures</u>	<u>2003 to 2021 Expenditures</u>	<u>FY2022 Expenditures</u>	<u>FY2023 Expenditures</u>
9510187	Food Hubs	11,661	251,134	-	239,473	239,473	-	-
9510190	WI Community Coalition	457,551	2,288,122	-	1,830,571	1,830,571	-	-
9510201	Born Learning	3,350	350,000	-	346,650	346,650	-	-
9510202	Unscrambling Data	103,632	298,754	-	195,122	195,122	-	-
9510203	mTEH	2,061	268,393	-	266,332	266,332	-	-
9510204	WAFCC	17	399,278	-	399,261	397,719	1,542	-
9510205	Build Family Factors	27,206	298,600	-	271,394	271,394	-	-
9510206	Phase II WCCBHI	-	12,737,404	845,097	11,892,307	8,779,925	2,635,393	476,989
9510217	GRACE	6,627	294,901	-	288,274	277,082	11,191	-
9510218	Impact Veteran Health	-	343,877	730	343,147	343,147	-	-
9510219	Safe Shelter	357	349,886	-	349,529	308,952	40,577	-
9510220	Medication Labels	97,750	446,063	-	348,313	355,264	(6,951)	-
9510221	ASQ Screening	30	399,808	-	399,778	335,456	64,322	-
9510222	Destination Zero	-	419,691	-	419,691	378,556	41,276	(141)
9510223	Immunization Access	384	489,121	-	488,737	487,296	1,441	-
9510224	Breaking Cycle	81	374,055	-	373,974	308,405	65,569	-
9510225	Tobacco Network	228,980	395,837	-	166,857	166,857	-	-
9510226	Safe Healthy Streets	43,959	374,892	-	330,933	275,480	55,453	-
9510227	Dispatcher CPR	212,993	581,928	-	368,935	385,526	(16,591)	-
9510228	Eras Senior Network	-	474,360	126,869	347,491	128,759	117,370	101,362
9510229	Food Hubs	-	501,268	65,021	436,247	210,907	115,058	110,281
9510230	Dental Integration	-	528,610	31,151	497,459	281,382	115,000	101,077
9510231	Integrating Services	-	450,000	30,236	419,764	238,714	21,679	159,371
2014 to 2018 Awards		\$ 1,968,827	\$ 28,277,164	\$ 1,099,104	\$ 25,209,233	\$ 20,997,963	\$ 3,262,331	\$ 948,940
		F _____ →						
9510233	Integration Hub	-	839,446	338,932	500,514	202,528	129,988	167,997
Jan - Jun 2019 Awards		\$ -	\$ 839,446	\$ 338,932	\$ 500,514	\$ 202,528	\$ 129,988	\$ 167,997
		F _____ →						
9510236	HCAST	-	399,618	43,557	356,061	137,733	109,282	109,047
9510237	Health Crisis	-	475,347	289,600	185,747	71,572	53,220	60,955
9510238	Urgent Response Award	24,143	313,792	-	289,649	289,649	-	-
9510239	Urgent Response Award	102,279	500,000	-	397,721	397,721	-	-
9510240	Urgent Response Award	77,083	322,420	-	245,337	245,337	-	-
9510241	Urgent Response Award	0	366,524	-	366,524	366,524	-	-
9510242	Urgent Response Award	11,494	33,290	-	21,796	21,796	-	-
9510243	Urgent Response Award	-	11,439	-	11,439	11,439	-	-
9510244	Urgent Response Award	-	108,628	-	108,628	108,628	-	-
9510245	Urgent Response Award	32,378	246,406	-	214,028	214,028	-	-
9510247	Project Zero	-	316,760	133,070	183,690	27,170	73,911	82,609
9510248	IPHN Training	-	399,962	203,145	196,817	97,267	51,263	48,286
9510249	MAAPET	-	398,581	18,101	380,480	76,136	169,282	135,062
9510250	P2P Certificate	-	389,065	153,796	235,269	57,923	102,681	74,665
9510251	SWIFTT	-	400,000	270,961	129,039	35,228	47,489	46,322
9510252	Urgent Response Award	11,948	500,000	-	488,052	488,052	-	-

**THE MEDICAL COLLEGE OF WISCONSIN, INC.
ADVANCING A HEALTHIER WISCONSIN PROGRAM**

Schedule 1

Schedule of Program Expenditures by Award

Award #	Award Short Name	<u>Closed - Funds</u> Returned to AHW	<u>Adjusted Total</u> Award	<u>Outstanding</u> Commitments	<u>Life To Date</u> Expenditures	<u>2003 to 2021</u> Expenditures	<u>FY2022</u> Expenditures	<u>FY2023</u> Expenditures
Fiscal Year 2020 Awards		\$ 259,326	\$ 5,181,832	\$ 1,112,230	\$ 3,810,277	\$ 2,646,202	\$ 607,129	\$ 556,946
	<i>F</i>							
9510232	Small Investment	79,959	100,000	-	20,042	21,815	(1,774)	-
9510253	Enhance W2 Case Mgmt	-	400,000	164,084	235,916	43,102	61,977	130,837
9510254	Remembering the Lost	-	399,771	122,181	277,590	42,430	99,212	135,948
9510255	Improve Mental Health	-	350,715	67,823	282,892	38,240	125,913	118,738
9510256	Cross Cutting Program	-	475,792	336,321	139,471	16,898	67,045	55,528
9510257	Impact of Nature	-	400,000	198,791	201,209	23,377	96,629	81,203
9510258	Cross Cutting Program	-	1,078,568	714,108	364,460	-	160,416	204,045
9510261	Cross Cutting Program	-	2,133,856	1,586,315	547,541	-	17,024	530,516
9510262	CHWs In Public Health	-	514,905	326,086	188,819	-	71,820	116,999
9510263	MHWI	-	500,000	314,638	185,362	-	17,387	167,975
9510264	Behavioral Health	-	367,650	122,665	244,985	-	99,152	145,833
9510265	Battling Bottleneck	-	504,117	306,229	197,888	-	68,750	129,137
9510266	Reducing Errors	-	468,413	222,087	246,326	-	151,408	94,918
9510267	Veteran Suicide	-	359,173	44,580	314,593	-	205,569	109,024
9510268	Pediatric Readiness	-	521,536	412,326	109,210	-	55,472	53,738
9510269	Dismantling Cancer	-	415,147	256,663	158,484	-	67,802	90,682
9510270	Violence Screening	-	384,979	228,125	156,854	-	22,339	134,515
9510271	Student Champions	-	503,459	252,659	250,800	-	100,930	149,870
9510272	Building Quality	-	399,975	185,439	214,536	-	67,337	147,200
Institutional Accrual		-	-	-	(239)	(239)	-	-
Fiscal Year 2021 Awards		\$ 79,959	\$ 10,278,056	\$ 5,861,121	\$ 4,336,738	\$ 185,624	\$ 1,554,409	\$ 2,596,704
	<i>F</i>							
Learning1	Learning Event Support	-	55,000	55,000	-	-	-	-
9510320	Learning Event	-	5,000	5,000	-	-	-	-
9510273	System Change	-	199,539	101,297	98,242	-	-	98,242
9510283	Phase III ABHI	-	3,638,494	2,313,864	1,324,630	-	-	1,324,630
9510295	Mobile Harm Reduction	-	164,002	126,033	37,969	-	-	37,969
9510275	Increase Food Access	-	199,998	112,400	87,598	-	-	87,598
9510274	Food systems	-	200,000	192,382	7,618	-	-	7,618
9510298	Adult Vision	-	200,000	144,791	55,209	-	-	55,209
9510299	Assess Suicide Risk	-	200,000	129,517	70,483	-	-	70,483
9510302	Adverse Incidents	-	92,576	65,444	27,132	-	-	27,132
9510304	Rural Health Equity	-	200,000	99,721	100,279	-	-	100,279
9510282	Health Outcomes	-	199,836	148,873	50,963	-	-	50,963
9510301	Psychiatric Crisis Care	-	200,000	181,719	18,281	-	-	18,281
9510278	Metcalfe Park Arts	-	200,000	152,341	47,659	-	-	47,659
9510277	Influenza Vaccine	-	200,000	134,844	65,156	-	-	65,156
9510297	Urban Green Space	-	198,145	108,882	89,263	-	-	89,263
9510296	Healthcare Workforce	-	200,000	67,468	132,532	-	-	132,532
9510280	Jackson County Hub	-	200,000	187,555	12,445	-	-	12,445
9510300	Mental Health Work	-	113,966	71,040	42,926	-	-	42,926
9510281	Color Training	-	200,000	116,627	83,373	-	-	83,373

**THE MEDICAL COLLEGE OF WISCONSIN, INC.
ADVANCING A HEALTHIER WISCONSIN PROGRAM**

Schedule 1

Schedule of Program Expenditures by Award

<u>Award #</u>	<u>Award Short Name</u>	<u>Closed - Funds Returned to AHW</u>	<u>Adjusted Total Award</u>	<u>Outstanding Commitments</u>	<u>Life To Date Expenditures</u>	<u>2003 to 2021 Expenditures</u>	<u>FY2022 Expenditures</u>	<u>FY2023 Expenditures</u>
9510276	Dementia Care	-	200,000	100,729	99,271	-	-	99,271
9510279	Occupational Trauma	-	200,000	107,159	92,841	-	-	92,841
Institutional Accrual								
Fiscal Year 2022 Awards		\$ -	\$ 7,266,556	\$ 4,722,687	\$ 2,543,869	\$ -	\$ -	\$ 2,543,869
F →								
9510308	Veggie Chop Shop	-	50,000	43,167	6,834	-	-	6,834
9510305	Medics and Corpsmen	-	50,000	37,484	12,516	-	-	12,516
9510306	Hmong Farmers	-	50,000	35,111	14,889	-	-	14,889
9510311	Low Value Care	-	43,915	30,089	13,826	-	-	13,826
9510310	Workforce Resiliency	-	49,659	37,442	12,217	-	-	12,217
9510309	Diabetes Education	-	50,000	36,791	13,209	-	-	13,209
9510314	Peace at Home	-	50,000	46,212	3,788	-	-	3,788
9510312	PsychChild	-	50,000	41,609	8,391	-	-	8,391
9510303	Water Lead	-	50,000	40,933	9,067	-	-	9,067
Rescinded 5		11,950	11,950	-	-	-	-	-
9510315	Alcohol and Violence	-	50,000	46,584	3,416	-	-	3,416
9510316	CA:tCH Safety Plan	-	50,000	43,358	6,642	-	-	6,642
9510313	Calumet Alcohol Policy	-	29,000	23,319	5,681	-	-	5,681
9510307	Marathon Drinking Age	-	50,000	44,529	5,471	-	-	5,471
9510317	Learning Event	-	5,000	-	5,000	-	-	5,000
9510318	Learning Event	-	5,000	-	5,000	-	-	5,000
9510319	Learning Event	-	5,000	5,000	-	-	-	-
9510321	Learning Event	-	5,000	5,000	-	-	-	-
9510322	Learning Event	-	5,000	5,000	-	-	-	-
9510323	Learning Event	-	5,000	5,000	-	-	-	-
9510324	Learning Event	-	5,000	5,000	-	-	-	-
9510326	Learning Event	-	5,000	5,000	-	-	-	-
Learning4	Learning Event Support	-	500,000	500,000	-	-	-	-
Institutional Accrual					2,901			2,901
Fiscal Year 2023 Awards		\$ 11,950	\$ 1,174,524	\$ 1,036,627	\$ 128,847	\$ -	\$ -	\$ 128,847
F →								
Healthier Wisconsin Partnership Program Awards								
Subtotal		\$ 5,759,661	\$ 99,763,054	\$ 14,170,702	\$ 79,835,353	\$ 67,338,193	\$ 5,553,856	\$ 6,943,304 ✓
F →								
6,943,303.63								
9520002	WI Public Hlth Inst	2,036	100,000	-	97,964	97,964	-	-
9520003	HOPE Initiative	21,878	242,566	-	220,688	220,688	-	-
9520004	Biacore 3000	1	327,847	-	327,846	327,846	-	-
9520005	Mass Spect Apps	12,438	321,935	-	309,497	309,497	-	-
9520006	MCW Core HTPPL	19	150,000	-	149,981	149,981	-	-
9520007	Hlth Care Utilization	63,181	249,629	-	186,448	186,448	-	-
9520008	Colorectal Cancer	48,222	244,793	-	196,571	196,571	-	-
9520009	Crystallization Robots	1,823	225,000	-	223,177	223,177	-	-

**THE MEDICAL COLLEGE OF WISCONSIN, INC.
ADVANCING A HEALTHIER WISCONSIN PROGRAM**

Schedule 1

Schedule of Program Expenditures by Award

<u>Award #</u>	<u>Award Short Name</u>	<u>Closed - Funds Returned to AHW</u>	<u>Adjusted Total Award</u>	<u>Outstanding Commitments</u>	<u>Life To Date Expenditures</u>	<u>2003 to 2021 Expenditures</u>	<u>FY2022 Expenditures</u>	<u>FY2023 Expenditures</u>
9520010	Alzheimer FMRI Detect	1,427	250,299	-	248,872	248,872	-	-
9520011	T Regulatory Cells	1,657	250,000	-	248,343	248,343	-	-
9520012	Mass Spect Apps	0	225,435	-	225,435	225,435	-	-
9520013	IMRT Assessments	19,232	249,770	-	230,538	230,538	-	-
9520014	Genetic Determinants	40	249,000	-	248,960	248,960	-	-
9520015	Robot Therapy	5,939	138,880	-	132,941	132,941	-	-
9520016	Brain Tumor Imaging	11,703	249,995	-	238,292	238,292	-	-
9520017	Nanospray Mass Spect	6,583	311,414	-	304,831	304,831	-	-
9520018	STARS Start Up	2,469	250,000	-	247,531	247,531	-	-
9520019	OB/GYN Skill Lab	5,156	30,000	-	24,844	24,844	-	-
9520020	USMLE/ACGME Assessment	99,829	300,000	-	200,171	200,171	-	-
9520021	ABC Transporter	152,755	170,607	-	17,852	17,852	-	-
9520022	Healthy WI Leadership	102,630	556,000	-	453,370	453,370	-	-
9520023	Doctoral Degree	12,105	40,000	-	27,895	27,895	-	-
9520024	Identify Impairment	3,376	87,287	-	83,911	83,911	-	-
9520025	Pediatric Epilepsy	360,000	360,000	-	-	-	-	-
9520026	Genetic Analysis	166,657	500,000	-	333,343	333,343	-	-
9520027	Biophothonic Imaging	993	150,000	-	149,007	149,007	-	-
9520028	Human ES Cell Core	11,291	162,000	-	150,709	150,709	-	-
9520029	Sickle Cell Disease	31	149,666	-	149,635	149,635	-	-
9520030	Use of RNA Interfere	145	108,945	-	108,800	108,800	-	-
9520031	Quality Internet Health	53,831	105,000	-	51,169	51,169	-	-
9520032	Competency-Based Educ	3,270	150,000	-	146,730	146,730	-	-
9520033	Development of CSHS	65,149	313,022	-	247,873	247,873	-	-
9520034	Case-Based Integration	76,129	130,000	-	53,871	53,871	-	-
9520035	Chronic Obesity	3,957	145,231	-	141,274	141,274	-	-
9520036	Implement COSI	60,686	118,556	-	57,870	57,870	-	-
9520037	Vaccinia Related	2,838	150,000	-	147,162	147,162	-	-
9520038	Nuclear FKBP	2,286	150,000	-	147,714	147,714	-	-
9520039	Novel Metabolism	21,025	150,000	-	128,975	128,975	-	-
9520040	Assess Cognition	1,127	150,000	-	148,873	148,873	-	-
9520041	EM Facility	9,349	203,625	-	194,276	194,276	-	-
9520042	Role of c-Src	5,697	150,000	-	144,303	144,303	-	-
9520043	Simultaneous MCG&ECG	24,399	143,205	-	118,806	118,806	-	-
9520044	Role of Mitochondria	14,478	150,000	-	135,522	135,522	-	-
9520045	Lentiviral Rats	9,602	150,000	-	140,398	140,398	-	-
9520046	CTRC Administrator	41,284	70,000	-	28,716	28,716	-	-
9520047	Pharmacogenomics	78,341	460,785	-	382,444	382,444	-	-
9520048	OSCE	3,045	119,618	-	116,573	116,573	-	-
9520049	IKCal Up-Regulation	113,119	150,000	-	36,881	36,881	-	-
9520050	Cancer Research	8,941	750,000	-	741,059	741,059	-	-
9520051	PhD Program	596,570	3,576,864	-	2,980,294	2,980,294	-	-
9520052	MPH Learning Program	176,782	2,200,848	-	2,024,066	2,024,066	-	-
9520053	3T MRI With USPIO	4,952	166,082	-	161,130	161,130	-	-

**THE MEDICAL COLLEGE OF WISCONSIN, INC.
ADVANCING A HEALTHIER WISCONSIN PROGRAM**

Schedule 1

Schedule of Program Expenditures by Award

<u>Award #</u>	<u>Award Short Name</u>	<u>Closed - Funds Returned to AHW</u>	<u>Adjusted Total Award</u>	<u>Outstanding Commitments</u>	<u>Life To Date Expenditures</u>	<u>2003 to 2021 Expenditures</u>	<u>FY2022 Expenditures</u>	<u>FY2023 Expenditures</u>
9520054	Humanities Program	13,659	139,245	-	125,586	125,586	-	-
9520055	CVC TR Facility	12,474	245,726	-	233,252	233,252	-	-
9520056	Clinical Research	36,877	1,026,466	-	989,589	989,589	-	-
9520057	NPR to Medications in PBD	10,171	20,000	-	9,829	9,829	-	-
9520058	Core Equipment	229,732	1,155,566	-	925,834	925,834	-	-
9520061	EPR Spectrometer	30	300,000	-	299,970	299,970	-	-
9520062	Control by GATA4	5,989	150,000	-	144,011	144,011	-	-
9520063	Growth Control	24,613	150,000	-	125,387	125,387	-	-
9520064	Phonological Therapy	11,102	149,874	-	138,772	138,772	-	-
9520065	Role of IL-1	4,970	138,181	-	133,211	133,211	-	-
9520066	Hydrogen Sulfide	3,965	137,602	-	133,637	133,637	-	-
9520067	Develop PBLI	166	136,611	-	136,445	136,445	-	-
9520068	CBID Support	2,872	399,389	-	396,517	396,517	-	-
9520069	Role of 20-HETE	209	134,242	-	134,033	134,033	-	-
9520070	Integrated Curriculum	903	133,285	-	132,382	132,382	-	-
9520071	Cultural Competency	3,525	117,245	-	113,720	113,720	-	-
9520072	Ion Chromatograph	-	60,000	-	60,000	60,000	-	-
9520073	Dynamic Imaging	270	145,931	-	145,661	145,661	-	-
9520074	CME Infrastructure	16,564	134,863	-	118,299	118,299	-	-
9520075	Bipolar Disorder	51	137,383	-	137,332	137,332	-	-
9520076	Educational Scholars	26,055	397,508	-	371,453	371,453	-	-
9520077	Function of SmgGDS	1,881	129,208	-	127,327	127,327	-	-
9520078	Collaborative Approach	13,546	131,184	-	117,638	117,638	-	-
9520079	CBID Support	4	284,800	-	284,796	284,796	-	-
9520080	AMP-Deaminase	3,989	139,698	-	135,709	135,709	-	-
9520082	Coronary Vascular	38,069	121,680	-	83,611	83,611	-	-
9520083	Communication Skills	2,433	133,809	-	131,376	131,376	-	-
9520084	Vulnerable Elderly	121	141,201	-	141,080	141,080	-	-
9520085	Translational Research	18,741	250,000	-	231,259	231,259	-	-
9520086	Biology of Kidney	33,777	1,000,000	-	966,223	966,223	-	-
9520089	Regenerative Medicine	-	500,000	-	500,000	500,000	-	-
9520090	Stem Cell Biology	13,488	1,600,000	-	1,586,512	1,586,512	-	-
9520092	18-Head Microscope	1,304	100,000	-	98,696	98,696	-	-
9520093	Greene Recruitment	24,602	705,310	-	680,708	680,708	-	-
9520094	CTSI	2,509,151	5,151,152	-	2,642,001	2,642,001	-	-
9520095	CBID Support	35,262	312,986	-	277,724	277,724	-	-
9520096	CVC Support	59,013	346,524	-	287,511	287,511	-	-
9520097	IRC Seed Projects	12,358	489,935	-	477,577	477,577	-	-
9520098	CBID Support	11,633	271,368	-	259,735	259,735	-	-
9520100	Regeneration of IM	48,505	128,458	-	79,953	79,953	-	-
9520102	Genetic Modification	39	128,173	-	128,134	128,134	-	-
9520103	Genetic Screen	11,024	126,970	-	115,946	115,946	-	-
9520104	WI Leadership Inst	13,751	521,905	-	508,154	508,154	-	-
9520105	Role of BDNF	2,686	128,582	-	125,896	125,896	-	-

**THE MEDICAL COLLEGE OF WISCONSIN, INC.
ADVANCING A HEALTHIER WISCONSIN PROGRAM**

Schedule 1

Schedule of Program Expenditures by Award

<u>Award #</u>	<u>Award Short Name</u>	<u>Closed - Funds Returned to AHW</u>	<u>Adjusted Total Award</u>	<u>Outstanding Commitments</u>	<u>Life To Date Expenditures</u>	<u>2003 to 2021 Expenditures</u>	<u>FY2022 Expenditures</u>	<u>FY2023 Expenditures</u>
9520106	Cloche	2,759	132,229	-	129,470	129,470	-	-
9520107	Basic Mechanisms	37,806	122,360	-	84,554	84,554	-	-
9520108	Role of T Cells	20,809	123,511	-	102,702	102,702	-	-
9520109	Electronic Learners	19,894	242,819	-	222,925	222,925	-	-
9520110	Trans Neuro-Oncology	100,481	808,774	-	708,293	708,293	-	-
9520111	GABAergic Inhibition	2	122,829	-	122,827	122,827	-	-
9520112	Role of Rap 1B	-	123,061	-	123,061	123,061	-	-
9520113	Medical Incident Mgmt	8,406	123,430	-	115,024	115,024	-	-
9520115	Mitochondrial	17,268	122,175	-	104,907	104,907	-	-
9520116	Systems Biology	163,514	813,581	-	650,067	650,067	-	-
9520117	Myeloid Progenitors	21,723	122,438	-	100,715	100,715	-	-
9520120	Advancing Health	13,526	117,345	-	103,819	103,819	-	-
9520121	Empirical Ethics	650,780	806,181	-	155,401	155,401	-	-
9520122	Estrogen Receptor	112	122,946	-	122,834	122,834	-	-
9520124	CoRecruit Tarakanova	172,086	834,525	-	662,439	662,439	-	-
9520126	Nutritional Disorders	8,176	120,000	-	111,824	111,824	-	-
9520127	Quality Rounds	1,713	119,439	-	117,726	117,726	-	-
2003 to 2008 Awards		\$ 6,989,105	\$ 39,733,607	\$ -	\$ 32,744,502	\$ 32,744,502	\$ -	\$ -
	<i>F</i> →							
9520129	New Model Planning	384,819	1,420,546	-	1,035,727	1,035,727	-	-
9520134	Genetic Analysis	70,790	75,000	-	4,210	4,210	-	-
9520135	Vascular Endothelial	5,516	75,000	-	69,484	69,484	-	-
9520136	Clinical Correlates	4,999	75,000	-	70,001	70,001	-	-
9520137	Gene Expression	338	75,000	-	74,662	74,662	-	-
9520138	Spectrokinetic	18,909	75,000	-	56,091	56,091	-	-
9520143	HTLV-2 Tax Protein	35,946	75,000	-	39,054	39,054	-	-
9520144	Hwang Recruitment	40,774	1,303,130	-	1,262,356	1,262,356	-	-
9520158	fMRI Abnormalities	857	75,000	-	74,143	74,143	-	-
9520159	Analysis Photoreceptor	1,163	200,000	-	198,838	198,838	-	-
9520160	Data Warehouse	523,095	1,500,000	-	976,905	976,905	-	-
9520161	Pancreatic Research	68,273	1,000,000	-	931,727	931,727	-	-
9520166	Faculty Support	10,176	848,184	-	838,008	838,008	-	-
9520172	Personalized Medicine	89,914	2,539,227	-	2,449,313	2,449,313	-	-
9520175	New Model Pilot Phase	328,780	3,873,649	-	3,544,869	3,544,869	-	-
9520177	Novel Synaptic Targets	0	300,000	-	300,000	300,000	-	-
9520179	Neuroscience Research	12,979	386,608	-	373,629	373,629	-	-
9520180	Chemoprevention Program	17,480	4,114,527	-	4,097,047	4,097,047	-	-
9520181	Infrastructure	84,069	6,546,130	-	6,462,061	6,456,388	5,673	-
9520182	Tissue Bank	24,017	5,219,068	-	5,195,051	5,195,051	-	-
9520189	CBID Recruitment	268	290,000	-	289,732	289,732	-	-
9520190	Scientific Citizens	182,190	1,659,180	-	1,476,990	1,476,990	-	-
9520194	Thrombin Receptor	3,623	500,000	-	496,377	496,377	-	-
9520195	Neuroscience NTRI	1,925	749,995	-	748,070	748,070	-	-
9520196	CTSI	211,648	3,172,764	-	2,961,116	2,961,116	-	-

**THE MEDICAL COLLEGE OF WISCONSIN, INC.
ADVANCING A HEALTHIER WISCONSIN PROGRAM**

Schedule 1

Schedule of Program Expenditures by Award

<u>Award #</u>	<u>Award Short Name</u>	<u>Closed - Funds Returned to AHW</u>	<u>Adjusted Total Award</u>	<u>Outstanding Commitments</u>	<u>Life To Date Expenditures</u>	<u>2003 to 2021 Expenditures</u>	<u>FY2022 Expenditures</u>	<u>FY2023 Expenditures</u>
9520197	CTSI	73,835	1,980,000	-	1,906,165	1,906,165	-	-
9520205	Voxel-Wise Database	506	300,000	-	299,494	299,494	-	-
9520208	Peripheral Nerve	-	383,000	-	383,000	383,000	-	-
9520210	Genomics and Ethics	424,877	1,642,312	-	1,217,435	1,217,435	-	-
9520211	HWLI	7	731,467	-	731,460	731,460	-	-
9520212	HMT	-	4,012,787	10,914	4,001,873	3,871,453	131,539	(1,119)
9520213	Cancer Biology (BC)	3,802	4,986,242	-	4,982,440	4,982,747	(307)	-
9520214	Redox Biology Program	195,466	1,600,000	-	1,404,534	1,404,534	-	-
9520217	Neuronal Synaptic	90,239	3,042,309	-	2,952,070	2,952,070	-	-
9520218	Newborn Anesthesia	146	600,000	-	599,854	599,854	-	-
9520222	Population Sciences	102,246	5,213,811	-	5,111,565	5,021,556	96,734	(6,725)
9520223	TPM	517,920	4,451,345	-	3,933,425	3,933,196	229	-
9520226	PCORP	46,123	900,000	-	853,687	853,687	-	-
9520227	Cancer Biomarkers	10,003	1,309,260	-	1,299,257	1,299,257	-	-
9520236	Computational Medicine	2,144,377	2,167,909	-	23,532	23,532	-	-
9520237	CMEP-Planning Phase	460,503	4,023,658	-	3,563,155	3,563,155	-	-
9520259	MEG Research	66,878	694,124	-	627,246	627,246	-	-
9520265	Early Detection of MCI	490,773	800,000	-	309,227	309,227	-	-
9520277	PHI Diabetes	124,567	1,800,000	-	1,675,433	1,675,433	-	-
9520288	Clinical Effectiveness	74,587	300,000	-	225,413	225,413	-	-
9520298	FPAD Program	11,326	1,943,400	-	1,932,074	1,932,074	-	-
9520392	Cross Cutting Program	267,514	698,832	-	431,318	431,317	-	-
2009 to 2013 Awards		\$ 7,228,241	\$ 79,728,464	\$ 10,914	\$ 72,489,119	\$ 72,263,094	\$ 233,868	\$ (7,844)
	<i>F</i>							▶
9520311	CVC Signature Programs	339,738	4,000,000	(14)	3,660,276	3,330,242	330,019	14
9520312	Develop Health Leaders	170	45,556	-	45,386	45,386	-	-
9520320	Eradicate AIDS	1,369	999,395	-	998,026	998,026	-	-
9520321	CE Core Planning	42,067	121,000	-	78,933	78,933	-	-
9520350	Develop AAP	41,699	969,426	-	927,727	927,727	-	-
9520351	StEP-UP	0	925,915	-	925,915	928,021	-	(2,106)
9520353	REP Responsive	11,171	200,000	-	188,829	188,829	-	-
9520355	REP Responsive	384	200,000	-	199,616	199,616	-	-
9520357	MRI Technology	44	500,000	-	499,956	499,956	-	-
9520363	Nervous System Trauma	1,850	1,053,108	-	1,051,258	1,051,408	(150)	-
9520364	REP Responsive	6,173	200,000	-	193,827	193,827	-	-
9520366	REP Responsive	11,233	200,000	-	188,767	188,767	-	-
9520369	Pharmacy School	24,058	3,024,132	5,659	2,994,415	2,994,415	-	-
9520370	REP Responsive	1,394	200,000	-	198,606	198,606	-	-
9520371	REP Responsive	4,641	200,000	-	195,359	195,359	-	-
9520372	CTSI PCCTRP	865,622	5,327,956	(7,756)	4,470,091	4,236,591	233,499	-
9520373	CE Core Implement	754	2,399,420	-	2,398,666	2,398,666	-	-
9520376	Stroke Survivors	180,275	1,003,673	-	823,398	716,010	105,475	1,914
9520377	REP Responsive	636	200,000	-	199,364	199,364	-	-
9520378	REP Responsive	18,535	199,137	-	180,602	180,602	-	-

**THE MEDICAL COLLEGE OF WISCONSIN, INC.
ADVANCING A HEALTHIER WISCONSIN PROGRAM**

Schedule 1

Schedule of Program Expenditures by Award

<u>Award #</u>	<u>Award Short Name</u>	<u>Closed - Funds Returned to AHW</u>	<u>Adjusted Total Award</u>	<u>Outstanding Commitments</u>	<u>Life To Date Expenditures</u>	<u>2003 to 2021 Expenditures</u>	<u>FY2022 Expenditures</u>	<u>FY2023 Expenditures</u>
9520379	REP Responsive	14,244	200,000	-	185,756	185,756	-	-
9520381	REP Responsive	1,011	200,000	-	198,989	198,989	-	-
9520382	REP Responsive	55	200,000	-	199,945	199,945	-	-
9520391	REP Responsive	199,569	199,569	-	-	-	-	-
9520416	GME Development	65,823	369,060	-	303,237	303,237	-	-
9520419	Joint BME Dept	-	2,000,000	100,365	1,899,636	954,052	631,277	314,307
9520423	REP Responsive	987	200,000	-	199,013	199,013	-	-
9520424	REP Responsive	3,191	200,000	-	196,809	196,809	-	-
9520425	Precision Medicine	-	1,500,000	13,773	1,486,227	1,253,096	234,477	(1,345)
9520426	REP Responsive	20,089	200,000	-	179,911	179,911	-	-
9520427	Collaborative for CHDS	-	5,000,000	1,929,763	3,070,237	1,903,880	613,698	552,658
9520429	REP Responsive	29,350	200,000	-	170,650	170,650	-	-
9520430	REP Responsive	16,180	200,000	-	183,820	183,820	-	-
9520440	REP Responsive	1,576	200,000	-	198,424	198,424	-	-
9520444	Underlying TBI	418	1,000,000	-	999,582	850,178	150,831	(1,427)
9520449	COME ALIVE MKE	-	2,800,000	(5,336)	2,805,336	1,402,951	507,067	895,318
9520450	REP Responsive	13,974	200,000	-	186,026	186,026	-	-
9520451	REDIRECT	-	5,000,000	556,710	4,443,290	3,029,800	742,995	670,495
9520452	REP Responsive	85	200,000	-	199,915	199,915	-	-
9520453	REP Responsive	28,148	200,000	-	171,852	171,852	-	-
9520454	REP Responsive	29,119	200,000	-	170,881	170,881	-	-
9520456	REP Responsive	5,303	200,000	-	194,697	194,697	-	-
9520457	Pancreas Cancer	-	7,224,689	3,161,557	4,063,132	2,438,869	802,283	821,981
9520458	REP Responsive	3,283	200,000	-	196,717	196,717	-	-
9520461	REP Responsive	4,394	200,000	-	195,606	195,606	-	-
9520462	Cognitive NRP	-	2,000,000	254,727	1,745,273	845,510	389,288	510,474
9520480	REP Responsive	44,659	200,000	-	155,341	155,341	-	-
9520482	Neurological Program	-	3,000,000	1,135,569	1,864,431	867,081	637,096	360,253
9520491	REP Responsive	27	200,000	-	199,973	200,168	(195)	-
9520493	REP Responsive	-	200,000	231	199,769	199,089	998	(318)
9520494	REP Responsive	-	200,000	(170)	200,170	200,170	-	-
9520495	REP Responsive	-	199,022	(492)	199,514	199,514	-	-
9520496	REP Responsive	1,524	200,000	-	198,476	198,476	-	-
9520497	REP Responsive	31,578	200,000	-	168,422	161,082	9,033	(1,693)
2014 to 2018 Awards		\$ 2,066,399	\$ 56,661,058	\$ 7,144,586	\$ 47,450,073	\$ 37,941,857	\$ 5,387,691	\$ 4,120,525
	<i>F</i>							
9520498	MS in Global Health	-	488,683	36	488,647	325,790	119,912	42,945
9520499	Genetic Counseling MS	-	1,301,461	83,838	1,217,623	483,089	372,526	362,008
9520500	GSPMC Simulation Unit	-	4,000,000	1,371,230	2,628,770	955,473	708,136	965,162
9520501	Small Investments	92,487	100,000	-	7,513	7,388	125	-
9520502	Integration Hub	-	839,446	182,766	656,680	381,572	178,100	97,009
9520504	Research Office	-	5,000,000	2,567,999	2,432,001	811,320	710,437	910,245

THE MEDICAL COLLEGE OF WISCONSIN, INC.
ADVANCING A HEALTHIER WISCONSIN PROGRAM

Schedule 1

Schedule of Program Expenditures by Award

Award #	Award Short Name	<u>Closed - Funds</u> Returned to AHW	<u>Adjusted Total</u> Award	<u>Outstanding</u> Commitments	<u>Life To Date</u> Expenditures	<u>2003 to 2021</u> Expenditures	<u>FY2022</u> Expenditures	<u>FY2023</u> Expenditures
Jan - Jun 2019 Awards		\$ 92,487	\$ 11,729,590	\$ 4,205,869	\$ 7,431,233	\$ 2,964,631	\$ 2,089,235	\$ 2,377,368
F								
9520519	Ped Heart Disease	-	3,000,000	1,061,795	1,938,205	468,071	788,696	681,438
9520541	OTO Clinomics	-	1,200,000	391,104	808,896	318,209	248,013	242,674
9520546	Precision Medicine	-	518,120	234,679	283,441	152,147	55,212	76,083
9520547	DrPH in Public Health	-	702,478	192,916	509,562	199,057	162,302	148,202
9520551	Urgent Response Award	871	145,168	-	144,297	144,297	-	-
9520552	Urgent Response Award	3,935	508,388	-	504,453	504,453	-	-
9520553	Urgent Response Award	1,387	489,059	-	487,672	500,907	3,535	(16,771)
9520554	Urgent Response Award	11,209	97,594	-	86,385	86,385	-	-
9520556	Urgent Response Award	14,880	498,931	-	484,051	484,051	-	-
9520557	Urgent Response Award	28,304	144,171	-	115,867	107,541	8,327	-
9520558	Urgent Response Award	-	382,664	-	382,664	382,674	-	(10)
9520559	Preceptor Award	431	6,167	-	5,735	5,735	-	-
9520560	REP Responsive	-	250,000	123,182	126,818	43,961	82,856	-
9520561	REP Responsive	-	250,000	780	249,220	113,621	132,619	2,980
9520562	Preceptor Award	641	6,167	-	5,526	5,526	-	-
9520563	Urgent Response Award	107,303	144,086	-	36,783	36,783	-	-
9520566	Preceptor Award	409	6,167	-	5,757	5,757	-	-
9520567	Student Inclusion	-	398,561	151,016	247,545	71,468	67,715	108,363
Rescinded 1	Resting Metabolic Rate	250,000	250,000	-	-	-	-	-
Rescinded 2	Artificial Sweeteners	250,000	250,000	-	-	-	-	-
9520568	Preceptor Award	3,943	6,167	-	2,224	2,224	-	-
9520582	Translational Study	-	250,000	20,135	229,865	37,964	55,733	136,168
Fiscal Year 2020 Awards		\$ 673,313	\$ 9,503,886	\$ 2,175,606	\$ 6,654,967	\$ 3,670,832	\$ 1,605,008	\$ 1,379,127
F								
9520594	Solutions to Lead	-	400,000	132,504	267,496	39,210	116,204	112,082
9520598	Cross Cutting Program	-	535,097	349,130	185,967	16,933	84,052	84,981
9520600	WVPP	-	216,000	19,240	196,760	24,002	143,221	29,538
9520601	Smoking Cessation	327,455	393,627	-	66,172	18,406	38,166	9,600
9520602	WAPP	4,925	32,403	-	27,478	21,005	6,473	-
9520603	Cross Cutting Program	-	1,049,428	872,748	176,680	5,333	79,648	91,699
9520606	Mentor Program	-	2,465,245	1,787,828	677,417	13,204	167,292	496,921
Rescinded 3	MORE	100,620	100,620	-	-	-	-	-
9520614	Bridging The Gap	-	250,000	15,596	234,404	-	113,992	120,412
9520615	Origin of Fibroblasts	-	3,100,000	2,164,424	935,576	-	393,925	541,651
9520616	Sickle Cell Disease	-	250,000	74,614	175,386	-	97,700	77,686
9520617	Health Disparities	-	1,500,000	793,317	706,683	-	258,612	448,071
9520618	Neuronal Development	-	250,000	95,564	154,436	-	66,694	87,742
9520619	Cross Cutting Program	-	1,449,428	1,005,231	444,197	-	118,690	325,507
9520620	Molecular Pathogenesis	-	300,000	99,373	200,627	-	79,107	121,519
9520623	Transgender Profile	-	250,000	127,270	122,730	-	59,475	63,254
9520624	Vaccine Confidence	10,252	230,000	-	219,748	-	219,748	-

**THE MEDICAL COLLEGE OF WISCONSIN, INC.
ADVANCING A HEALTHIER WISCONSIN PROGRAM**

Schedule 1

Schedule of Program Expenditures by Award

<u>Award #</u>	<u>Award Short Name</u>	<u>Closed - Funds Returned to AHW</u>	<u>Adjusted Total Award</u>	<u>Outstanding Commitments</u>	<u>Life To Date Expenditures</u>	<u>2003 to 2021 Expenditures</u>	<u>FY2022 Expenditures</u>	<u>FY2023 Expenditures</u>
9520625	Clean Air	-	400,000	110,585	289,415	-	113,181	176,234
9520626	Iyengar Yoga	-	250,000	47,627	202,373	-	80,588	121,785
9520627	Human Holobiont	-	1,500,000	950,099	549,901	-	249,843	300,058
9520629	Immuno-Oncology	-	5,600,000	5,166,748	433,252	-	116,198	317,054
9520630	Aphasia Recovery	-	283,737	114,146	169,591	-	62,777	106,814
Institutional Accrual		-	-	-	9,684	9,684	-	-
Fiscal Year 2021 Awards		\$ 443,252	\$ 20,805,585	\$ 13,926,045	\$ 6,445,972	\$ 147,777	\$ 2,665,587	\$ 3,632,608
<i>F</i> →								
9520632	Lung Research Program	-	1,500,000	1,255,348	244,652	-	116,919	127,733
9520639	Neuroinflammation	-	500,000	306,373	193,627	-	56,753	136,873
9520640	Lung-Brain Axis	-	500,003	380,546	119,457	-	39,417	80,040
9520649	Precision Medicine 2.0	-	1,000,000	823,474	176,526	-	-	176,526
9520650	Protein Structures	-	5,500,000	4,866,990	633,010	-	-	633,010
9520651	Family Perspectives	-	200,000	127,789	72,211	-	-	72,211
9520652	Commercialize QRF+	-	199,580	111,297	88,283	-	-	88,283
9520655	Improve Healthy Minds	-	200,000	107,043	92,957	-	-	92,957
9520656	Moving to Healing	-	199,999	137,011	62,988	-	-	62,988
9520657	Gun Violence Survivors	-	200,000	186,511	13,489	-	-	13,489
9520658	Low Back Pain	-	199,529	137,684	61,845	-	-	61,845
9520659	RNA Therapy	-	200,000	102,236	97,764	-	-	97,764
9520660	Cardiovascular Health	-	200,000	138,544	61,456	-	-	61,456
9520661	Covariate Parameters	-	200,000	99,278	100,722	-	-	100,722
9520663	Reduce Opioid Overdose	-	199,001	123,520	75,481	-	-	75,481
9520669	Learning Event	-	5,000	-	5,000	-	-	5,000
9520670	Learning Event	-	5,000	1,454	3,546	-	-	3,546
9520671	Learning Event	-	5,000	5,000	-	-	-	-
9520677	Learning Event	-	2,159	1	2,158	-	-	2,158
9520654	Surgical Disparities	-	1,091,200	969,357	121,843	-	-	121,843
9520664	Small Vascular Graft	-	200,000	104,033	95,967	-	-	95,967
9520665	Structural Discrimination	-	200,000	112,973	87,027	-	-	87,027
9520667	Metabolics	-	5,500,000	3,942,077	1,557,923	-	-	1,557,923
9520668	Cardiomyopathy	-	200,000	128,500	71,500	-	-	71,500
9520672	Community Outreach	-	199,877	132,808	67,069	-	-	67,069
9520673	Hand Dexterity	-	200,000	144,553	55,447	-	-	55,447
9520674	MHFA Training	-	197,400	174,425	22,975	-	-	22,975
9520675	Long COVID Symptoms	200,000	200,000	-	-	-	-	-
Rescinded 4	Amputation Related Pain	200,000	200,000	-	-	-	-	-
9520686	Micro-Credential Pilot	-	199,654	181,531	18,123	-	-	18,123
Institutional Accrual		-	-	-	(15,355)	-	(15,355)	-
Fiscal Year 2022 Awards		\$ 400,000	\$ 19,403,402	\$ 14,800,358	\$ 4,187,689	\$ -	\$ 197,734	\$ 3,989,956
<i>F</i> →								
9520676	PA Master of Science	-	2,014,999	1,613,168	401,831	-	-	401,831
9520699	Breast Cancer Risk	-	50,000	29,743	20,257	-	-	20,257
9520681	Platelet Transfusion	-	50,000	25,959	24,041	-	-	24,041

**THE MEDICAL COLLEGE OF WISCONSIN, INC.
ADVANCING A HEALTHIER WISCONSIN PROGRAM**

Schedule 1

Schedule of Program Expenditures by Award

<u>Award #</u>	<u>Award Short Name</u>	<u>Closed - Funds Returned to AHW</u>	<u>Adjusted Total Award</u>	<u>Outstanding Commitments</u>	<u>Life To Date Expenditures</u>	<u>2003 to 2021 Expenditures</u>	<u>FY2022 Expenditures</u>	<u>FY2023 Expenditures</u>
9520679	Chronic Heart Failure	-	50,000	35,268	14,732	-	-	14,732
9520685	Reduce Life Threat	-	49,462	37,060	12,402	-	-	12,402
9520682	Sleep Restriction	-	49,999	30,147	19,852	-	-	19,852
9520693	Impact of Alcohol RNW	-	49,964	35,932	14,032	-	-	14,032
9520689	NAACP Action	-	50,000	32,707	17,293	-	-	17,293
9520696	Breast Cancer	-	50,000	41,950	8,050	-	-	8,050
9520678	Early Admissions	-	50,000	25,764	24,236	-	-	24,236
9520694	ISDEEPO	-	50,000	45,865	4,135	-	-	4,135
9520684	Deep Learning	-	50,000	37,899	12,101	-	-	12,101
9520688	PASC in Cancer	-	50,000	31,755	18,245	-	-	18,245
9520692	Communication Skills	-	50,000	25,000	25,000	-	-	25,000
9520701	Film-Based Curriculum	-	41,512	22,548	18,964	-	-	18,964
9520680	Sensory Neurons	-	50,000	19,317	30,683	-	-	30,683
9520683	Weight Loss	-	48,889	32,869	16,020	-	-	16,020
9520690	Disrupt Cholesterol	-	50,000	34,592	15,408	-	-	15,408
Learning2	Learning Event	-	60,870	60,870	-	-	-	-
9520697	Learning Event	-	3,240	-	3,240	-	-	3,240
9520698	Learning Event	-	3,731	1,818	1,913	-	-	1,913
9520700	Learning Event	-	5,000	218	4,782	-	-	4,782
9520702	Learning Event	-	5,000	1,829	3,171	-	-	3,171
9520707	Learning Event	-	5,000	5,000	-	-	-	-
9520708	Cardiac Remodeling	-	300,000	300,000	-	-	-	-
9520706	Cardiac Reprogram	-	800,000	800,000	-	-	-	-
Learning3	Learning Event	-	1,000,000	1,000,000	-	-	-	-
		-	-	-	-	-	-	-
Institutional Accrual		-	-	-	(22,205)	-	-	(22,205)
Fiscal Year 2023 Awards		\$ -	\$ 5,037,666	\$ 4,327,278	\$ 688,183	\$ -	\$ -	\$ 688,183
<i>F</i> _____→								
Research and Education Program Awards								
Subtotal		\$ 17,892,797	\$ 242,603,257	\$ 46,590,654	\$ 178,091,739	\$ 149,732,693	\$ 12,179,123	\$ 16,179,923 ✓
<i>F</i> _____→								

**THE MEDICAL COLLEGE OF WISCONSIN, INC.
ADVANCING A HEALTHIER WISCONSIN PROGRAM**

Schedule 1

Schedule of Program Expenditures by Award

<u>Award #</u>	<u>Award Short Name</u>	<u>Closed - Funds Returned to AHW</u>	<u>Adjusted Total Award</u>	<u>Outstanding Commitments</u>	<u>Life To Date Expenditures</u>	<u>2003 to 2021 Expenditures</u>	<u>FY2022 Expenditures</u>	<u>FY2023 Expenditures</u>
Program Expenditures (AUP 2):								
	Healthier Wisconsin Partnership Program Awards	5,759,661	99,763,054	14,170,702	79,835,353	67,338,193	5,553,856	6,943,304
	Research and Education Program Awards	17,892,797	242,603,257	46,590,654	178,091,739	149,732,693	12,179,123	16,179,923
	Program Expenditures Subtotal	\$ 23,652,458	\$ 342,366,310	\$ 60,761,356	\$ 257,927,093	\$ 217,070,886	\$ 17,732,979	\$ 23,123,227 ✓
	F _____ →							
Administrative Program Support (AUP 8):								
	Healthier Wisconsin Partnership Program	533,718	3,221,213	1,345,970	1,341,525	631,606	310,840	399,080
	Research and Education Program	209,722	3,262,855	1,309,584	1,743,549	508,296	550,899	684,354
	Administrative Program Support Subtotal	\$ 743,440	\$ 6,484,068	\$ 2,655,553	\$ 3,085,075	\$ 1,139,902	\$ 861,739	\$ 1,083,434 ✓
	F _____ →							
Administrative Expenditures (AUP 6):								
	Healthier Wisconsin Partnership Program	950,473	14,474,969	1,791,757	11,732,739	10,075,593	749,214	907,932
	Research and Education Program	2,568,658	17,859,478	3,113,572	12,177,248	9,024,386	1,382,654	1,770,208
	Administrative Expenditures Subtotal	\$ 3,519,131	\$ 32,334,447	\$ 4,905,329	\$ 23,909,986	\$ 19,099,979	\$ 2,131,868	\$ 2,678,139 ✓
	F _____ →							
	Grand Total	\$ 27,915,029	\$ 381,184,825	\$ 68,322,238	\$ 284,922,154	\$ 237,310,766	\$ 20,726,587	\$ 26,884,800 ✓
	F _____ →							

Tickmark Legend

F: Footed

✓: KPMG obtained the underlying detail of award expenditures from 7/1/2022-6/30/2023. KPMG filtered the detail by fiscal year and agreed to the respective audited financial statements without exception. KPMG filtered the detail for the respective period and agreed to this schedule without exception.

**THE MEDICAL COLLEGE OF WISCONSIN, INC.
ADVANCING A HEALTHIER WISCONSIN PROGRAM**

Schedule 2

Schedule of Endowment Balances
(in thousands)

		<u>6/30/2023</u>	
AHW Healthier Wisconsin Partnership Program	\$	146,171	
AHW Research and Education Program		271,663	
Total endowed funds		<u>417,834</u>	✓
		F	
AHW Healthier Wisconsin Partnership Program Spendable Fund		28,871	
AHW Research and Education Program Spendable Fund		35,747	
Total spendable income funds		<u>64,618</u>	✓
		F	
Total	\$	<u>482,452</u>	✓
		F	

Tickmark Legend

F: Footed

✓: KPMG agreed to the audited financial statements.

**MEDICAL COLLEGE OF WISCONSIN, INC.
ADVANCING A HEALTHIER WISCONSIN PROGRAM**

Schedule 3A

Administrative Expenditure Comparative

		FY 6/30/2023	
Total administrative expenditure	A	\$ 2,678,139	
Total administrative program support expenditure		1,083,434	
Total program expenditure		<u>23,123,227</u>	
Total expenditures	B	<u><u>26,884,800</u></u> ✓	
		F	
Average monthly endowment value (in thousands)	C	\$ 464,748	
Percentage of administrative expense to average monthly endowment value	(A/1000)/C =	0.58%	
Percentage of administrative expenditures to total expenses	A/B =	9.96%	
Total administrative expenditures tested		\$ 46,698	☒

Tickmark Legend

FY: Fiscal Year

✓: KPMG agreed to the audited financial statements.

F: Footed

☒: Agrees to total amount sampled in Schedule 3B.

**MEDICAL COLLEGE OF WISCONSIN, INC.
ADVANCING A HEALTHIER WISCONSIN PROGRAM**

Schedule 3B

Administrative Expenditure Samples

Sample	Expenditure Period	Project number	Supplier name	Invoice Number	Transaction amount	Tickmark
<i>FY 2023 Public Health Awards</i>						
1	Jul-22	5510259	WISCONSIN PHILANTHROPY NETWORK	5206	3,500.00	✓
2	Jun-23	5510259	JOURNAL SENTINEL INC	0005645534	302.24	✓
3	Jun-23	5510259	DOCUSIGN INC	111100148661	2,296.88	✓
4	May-23	5510259	ORIZAGA, SARAH	OIE518633	396.49	✓
5	Jun-23	5510259	SMART SPACES LLC	10001045	7,960.54	✓
<i>FY 2023 Medical Education and Research Awards</i>						
1	Nov-22	5520604	YODELPOP INC	1792	4,941.95	✓
2	Oct-22	5520604	AVI SYSTEMS	88829176	6,257.13	✓
3	Jun-23	5520604	SMART SPACES LLC	10001045	14,783.86	✓
4	Aug-22	5520604	Staff Salaries-Base	NULL	3,131.13	☑
5	Feb-23	5520604	YODELPOP INC	1823	3,127.47	✓

Tickmark Legend

FY: Fiscal Year

✓: For external expenses, KPMG obtained supporting documentation including invoice, bank statement/check copy support, and purchase order (if applicable) and vouched that the administrative expense was appropriate and related to the Program.

☑: For internal expenses, KPMG obtained supporting documentation over the inter-department job charges invoice or transfer entry and journal entry support and vouched that the administrative expense was appropriate and related to the Program. KPMG notes that internal inter-department expenses are paid via a journal entry, as such, additional payment support is not considered necessary.

**THE MEDICAL COLLEGE OF WISCONSIN, INC.
ADVANCING A HEALTHIER WISCONSIN PROGRAM**

Schedule 3C

Schedule of Administrative Program Expenditures by Award

<u>Award #</u>	<u>Award Short Name</u>	<u>Closed - Funds Returned to AHW</u>	<u>Adjusted Total Award</u>	<u>Outstanding Commitments</u>	<u>Life To Date Expenditures</u>	<u>2003 to 2021 Expenditures</u>	<u>FY2022 Expenditures</u>	<u>FY2023 Expenditures</u>
5510173	Incubator Fund	196,880	236,400	-	39,520	39,520	-	-
5510174	Mentor Fund	123,155	139,520	-	16,365	16,365	-	-
5510183	Capacity Fund	4,628	92,582	-	87,954	87,954	-	-
5510184	Responsive Fund	46,261	217,502	49,276	121,966	121,966	-	-
5510185	Strategic Fund	58,405	262,055	26,876	176,774	176,774	-	-
5510235	Pathway Initiatives	104,389	341,501	48,085	189,027	189,027	-	-
9510260	Program-Community	-	1,931,653	1,221,733	709,920	-	310,840	399,080
Institutional Accrual			-	-	-	-	-	-
Healthier Wisconsin Partnership Program								
Subtotal		\$ 533,718	\$ 3,221,213	\$ 1,345,970	\$ 1,341,525	\$ 631,606	\$ 310,840	\$ 399,080 ✓
F		→						
5520408	Responsive Fund	11,355	128,010	-	116,655	116,655	-	-
5520409	Strategic Fund	5,256	158,520	-	153,264	153,264	-	-
5520512	Pathway Initiatives	193,112	431,488	-	238,376	238,376	-	-
9520605	MER Programming	-	2,544,837	1,309,584	1,235,253	-	550,899	684,354
Institutional Accrual			-	-	-	-	-	-
Research and Education Program Subtotal		\$ 209,722	\$ 3,262,855	\$ 1,309,584	\$ 1,743,549	\$ 508,296	\$ 550,899	\$ 684,354 ✓
F		→						

Tickmark Legend

F: Footed

✓: KPMG obtained the underlying detail of award expenditures from 7/1/2022-6/30/2023. KPMG filtered the detail by fiscal year and agreed to the respective audited financial statements without exception. KPMG filtered the detail for the respective period and agreed to this schedule without exception.

**MEDICAL COLLEGE OF WISCONSIN, INC.
ADVANCING A HEALTHIER WISCONSIN PROGRAM**

Schedule 3D

Program Support Expenditure Samples

Sample	Expenditure Period	Project number	Supplier name	Invoice Number	Transaction amount	Tickmark
<i>FY 2023 Public Health Awards</i>						
1	Sep-22	5510260	Faculty Salaries-Base	NULL	2,389.17	<input checked="" type="checkbox"/>
2	Apr-23	5510260	Staff Salaries-Base	NULL	1,949.84	<input checked="" type="checkbox"/>
3	Jan-23	5510260	ALADDIN FOOD MGMT SVCS	410913973	537.25	✓
4	Jan-23	5510260	CATCHAFIRE INC	10082	23,223.90	✓
5	Apr-23	5510260	EHRENFELD, JESSE MD, MPH	OIE514062	259.20	✓
<i>FY 2023 Medical Education and Research Awards</i>						
1	Oct-22	5520605	Faculty Salaries-Base	NULL	4,515.19	<input checked="" type="checkbox"/>
2	May-23	5520605	Fringe Benefits-Faculty	NULL	677.27	<input checked="" type="checkbox"/>
3	Oct-22	5520605	Fringe Benefits-Staff	NULL	1,035.68	<input checked="" type="checkbox"/>
4	May-23	5520605	Fringe Benefits-Staff	NULL	481.96	<input checked="" type="checkbox"/>
5	Jan-23	5520605	CATCHAFIRE INC	10082	43,130.10	✓

Tickmark Legend

FY: Fiscal Year

✓: For external expenses, KPMG obtained supporting documentation including invoice, bank statement/check copy support, and purchase order (if applicable) and vouched that the administrative expense was appropriate and related to the Program.

: For internal expenses, KPMG obtained supporting documentation over the inter-department job charges invoice or transfer entry and journal entry support and vouched that the administrative expense was appropriate and related to the Program. KPMG notes that internal inter-department expenses are paid via a journal entry, as such, additional payment support is not considered necessary.

Procedure 17 Testwork

Procedures: For each award selected in Procedure 16, verify that the award documentation includes the following items:

- a. Letter of intent (if required) with evidence of review and approval in accordance with the relevant RFA if applicable
- b. Full application with evidence of review and approval in accordance with the relevant RFA if applicable
- c. Documentation of non-supplanting review in alignment with the Program's non-supplanting policy
- d. Award letter or funding agreement indicating the amount awarded and funding period
- e. Documentation that budget and budget revisions (if requested) were approved in accordance with the relevant award administration manual, and indicate personnel expenses including base salaries that were at or below the NIH salary cap (if required) in the relevant RFA
- f. Documentation of changes to the award funding period (if requested)
- g. Award recipient orientation on materials in accordance with the relevant award administration manual
- h. Progress and final reporting requirements (if required) in accordance with the relevant award administration manual

		Procedures Performed							
Public Health Initiative Samples	Award Number	a	b	c	d	e	f	g	h
1	9510206	✓	✓	✓	N1	✓	N2	✓	✓
2	9510283	✓	✓	✓	✓	✓	N2	✓	✓
Medical Education and Research Initiative Samples	Award Number	a	b	c	d	e	f	g	h
1	9520449	✓	✓	✓	✓	✓	N2	✓	✓
2	9520500	✓	✓	✓	✓	✓	✓	✓	✓
3	9520504	✓	✓	✓	✓	✓	✓	✓	✓
4	9520667	✓	✓	✓	✓	✓	N2	✓	✓

Tickmark Legend

✓: KPMG obtained the supporting documentation and performed the procedure outlined above.

N1: Per inquiry, a funding agreement is not applicable for this project as the project signed the Funding Agreements for each Community Partner Project.

N2: This requirement is not applicable to this project.

Award Expenditures

Public Health Awards

Sample	Award name	Award Number	A Expenditure Population	x Expenditures Selected	B Expenditures Tested	B/A = Coverage Percentage
1	Phase II Implementation: HWPP Strategic Component-WI Community Coalitions Behavioral Health Initiative (WCCBHI)	9510206	\$ 476,989	157,047	157,047	33%
2	PHASE 3: AHW Advancing Behavioral Health Initiative - Implementation and Sustainability	9510283	1,324,630	40,964	40,964	3%
			\$ 1,801,620	198,010	198,010	

Medical Education and Research Awards

Sample	Award name	Award Number	A Expenditure Population	x Expenditures Selected	B Expenditures Tested	B/A = Coverage Percentage
1	Leveraging a New Translational Metabolomics Resource to Identify Cancer Pathways and Signatures	9520667	\$ 1,557,923	797,507	797,507	51%
2	Improving Heart Health, Supporting Healthy Minds, and Dismantling Cancer	9520504	910,245	39,851	39,851	4%
3	Establishing Wisconsin's First Cancer Precision Medicine Simulation Unit	9520500	965,162	7,535	7,535	1%
4	COME ALIVE MILWAUKEE: Community Empowerment And Lifestyle Intervention for Ethnic Minorities	9520449	895,318	8,108	8,108	1%
			\$ 4,328,648	853,001	853,001	

Tickmark Legend

✓: KPMG agreed the total expenditure amount to the total transaction amount per the underlying expenditure population without exception.

x: Agrees to the samples seen in Schedule 5B.

Program Expenditure Testwork

Sample	Award Type	Award Number	Expenditure Selected	Expenditure Description	Expenditure ID	Expenditure Sub-Selection	Sub-Selection ID	TM	TM
1	Public Health	9510206	\$ 8,000	Consultants	02-1804401	\$		<input checked="" type="checkbox"/>	<input checked="" type="checkbox"/>
2	Public Health	9510206	35,587	Subcontracts greater than \$25,000	I0035707	35,587	5510208	<input checked="" type="checkbox"/>	<input checked="" type="checkbox"/>
3	Public Health	9510206	4,499	Subcontracts greater than \$25,000	P3Y5Q4A	4,499	5510211	<input checked="" type="checkbox"/>	<input checked="" type="checkbox"/>
4	Public Health	9510206	83,821	Subcontracts greater than \$25,000	612	83,821	5510213	<input checked="" type="checkbox"/>	<input checked="" type="checkbox"/>
5	Public Health	9510206	25,140	Subcontracts greater than \$25,000	SWBHP(5)-59	25,140	5510215	<input checked="" type="checkbox"/>	<input checked="" type="checkbox"/>
			\$ 157,047			\$ 149,047			
6	Public Health	9510283	\$ 120	Travel-Domestic	OIE518458	\$ -	Not Sub	<input checked="" type="checkbox"/>	<input checked="" type="checkbox"/>
7	Public Health	9510283	788	Staff Salares-Base	NULL	-	Not Sub	<input checked="" type="checkbox"/>	<input checked="" type="checkbox"/>
8	Public Health	9510283	630	Faculty Salaries-Base	NULL	-	Not Sub	<input checked="" type="checkbox"/>	<input checked="" type="checkbox"/>
9	Public Health	9510283	8,000	Consultants	02-1804753	8,000	5510284	<input checked="" type="checkbox"/>	<input checked="" type="checkbox"/>
10	Public Health	9510283	31,426	Subcontracts greater than \$25,000	Q3 YR1 PH3	31,426	5510294	<input checked="" type="checkbox"/>	<input checked="" type="checkbox"/>
			\$ 40,964			\$ 39,426			
11	Medical Education & Research	9520667	\$ 794,496	Equipment and Furnishings-Research	95910240	\$ -	Not Sub	<input checked="" type="checkbox"/>	<input checked="" type="checkbox"/>
12	Medical Education & Research	9520667	139	Supplies-Research	3058914	-	Not Sub	<input checked="" type="checkbox"/>	<input checked="" type="checkbox"/>
13	Medical Education & Research	9520667	305	Supplies-Research	4802027539	-	Not Sub	<input checked="" type="checkbox"/>	<input checked="" type="checkbox"/>
14	Medical Education & Research	9520667	874	Faculty Salaries-Base	NULL	-	Not Sub	<input checked="" type="checkbox"/>	<input checked="" type="checkbox"/>
15	Medical Education & Research	9520667	1,693	Faculty Salaries-Base	NULL	-	Not Sub	<input checked="" type="checkbox"/>	<input checked="" type="checkbox"/>
			\$ 797,507			\$ -			
16	Medical Education & Research	9520504	\$ 1,568	Biochemical Assays	INV-2550482A	\$ 1,568	5520633	<input checked="" type="checkbox"/>	<input checked="" type="checkbox"/>
17	Medical Education & Research	9520504	3,542	Animal Care	NULL	3,542	5520634	<input checked="" type="checkbox"/>	<input checked="" type="checkbox"/>
18	Medical Education & Research	9520504	30,000	Equipment and Furnishings-Research	41962	30,000	5520644	<input checked="" type="checkbox"/>	<input checked="" type="checkbox"/>
19	Medical Education & Research	9520504	1,537	Supplies-Research	559674680	1,537	5520645	<input checked="" type="checkbox"/>	<input checked="" type="checkbox"/>
20	Medical Education & Research	9520504	3,205	Faculty Salaries-Base	NULL	3,205	5520695	<input checked="" type="checkbox"/>	<input checked="" type="checkbox"/>
			\$ 39,851			\$ 39,851			
21	Medical Education & Research	9520500	\$ 3,696	Internal Service Recharge Center	NULL	\$ -	Not Sub	<input checked="" type="checkbox"/>	<input checked="" type="checkbox"/>
22	Medical Education & Research	9520500	657	Supplies-Research	3474998	-	Not Sub	<input checked="" type="checkbox"/>	<input checked="" type="checkbox"/>
23	Medical Education & Research	9520500	545	Supplies-Research	3512030	-	Not Sub	<input checked="" type="checkbox"/>	<input checked="" type="checkbox"/>
24	Medical Education & Research	9520500	1,034	Fringe Benefits-Faculty	NULL	-	Not Sub	<input checked="" type="checkbox"/>	<input checked="" type="checkbox"/>
25	Medical Education & Research	9520500	1,602	Faculty Salaries-Base	NULL	-	Not Sub	<input checked="" type="checkbox"/>	<input checked="" type="checkbox"/>
			\$ 7,535			\$ -			
26	Medical Education & Research	9520449	\$ 213	Purchased Lab Services	1466371	\$ -	Not Sub	<input checked="" type="checkbox"/>	<input checked="" type="checkbox"/>
27	Medical Education & Research	9520449	1,480	Fringe Benefits-Staff	NULL	-	Not Sub	<input checked="" type="checkbox"/>	<input checked="" type="checkbox"/>
28	Medical Education & Research	9520449	1,382	Fringe Benefits-Staff	NULL	-	Not Sub	<input checked="" type="checkbox"/>	<input checked="" type="checkbox"/>
29	Medical Education & Research	9520449	2,514	Faculty Salaries-Base	NULL	-	Not Sub	<input checked="" type="checkbox"/>	<input checked="" type="checkbox"/>
30	Medical Education & Research	9520449	2,519	Faculty Salaries-Base	NULL	-	Not Sub	<input checked="" type="checkbox"/>	<input checked="" type="checkbox"/>
			\$ 8,108			\$ -			

Tickmark Legend

✓: KPMG validated it was an allowable expense by checking supporting documentation to ensure it was not in an unallowable expense category and verified it was spent during the approved budget period.

☒: For external expenses, KPMG obtained supporting documentation including the invoice, bank statement/check copy/remittance advice support, and budget approval for the corresponding expense.

⊗: For internal expenses, KPMG obtained supporting documentation including an inter-department job charge invoice or inter-department billing summary and journal entry support. KPMG notes that internal inter-department expenses are paid via journal entry, and as such no additional payment support is considered necessary.

×: For payroll related expenses, KPMG obtained from management the employee's related support (e.g. Payroll Summary or approved budget data form showing the employee's percentage of time allocated to the Program and annual salary. KPMG then further recalculated the employee's payroll expense per percentage allocation and agreed the amount to the underlying detailed list of expenditures).