



AW ADVANCING A HEALTHIER
WISCONSIN ENDOWMENT

MEDICAL COLLEGE OF WISCONSIN

ADVANCING A HEALTHIER WISCONSIN ENDOWMENT PROGRAM AUDIT

July 1, 2021 - June 30, 2022



TABLE OF CONTENTS


Advancing a Healthier Wisconsin Endowment Letter

July 8, 2021

Office of the Commissioner of Insurance Letter

August 10, 2021

Medical College of Wisconsin Management Letter

November 22, 2022

**Independent Accountants' Report on Applying
Agreed-Upon Procedures**

November 22, 2022

July 8, 2021

The Honorable Mark Afable
Commissioner
Wisconsin Office of the Commissioner of Insurance
PO Box 7873
Madison, WI 53707-7873

The Honorable Nathan Houdek
Deputy Commissioner
Wisconsin Office of the Commissioner of Insurance
PO Box 7873
Madison, WI 53707-7873

Dear Commissioner Afable and Deputy Commissioner Houdek:

On behalf of the Medical College of Wisconsin (MCW), and MCW's Advancing a Healthier Wisconsin (AHW) Endowment, we are seeking approval for AHW's program audit process.

Program audits are required as indicated in the following clause in the March 28, 2000 order from the Wisconsin Commissioner of Insurance:

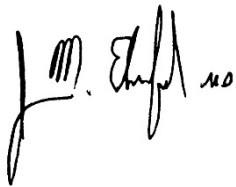
PROGRAM AND FINANCIAL AUDITS

At least every five years the University of Wisconsin Foundation/University of Wisconsin Medical School and the Medical College of Wisconsin shall obtain a program and financial audit from the Legislative Audit Bureau or from an independent firm approved by, or selected under standards approved by, the Commissioner, and shall submit the audit report to the PCHOAC, Board of Regents or Board of Trustees, and the Wisconsin United for Health Foundation, Inc., if still in existence.

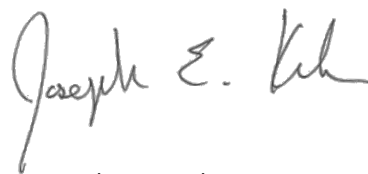
AHW's past practice has been to conduct a program audit every five years, with the most recent audit completed for the period of January 1, 2014 to December 31, 2018. We are seeking approval to conduct the program audit annually. To accomplish the shift in timeline, an audit for the period of January 1, 2019 to June 30, 2021 is being proposed, with annual audits thereafter beginning for the period of July 1, 2021 to June 30, 2022. We request the program audits be conducted by KPMG, through an agreed-upon procedures approach, as is consistent with the most recently completed audit. Conducting annual program audits will allow for more timely reports being made available to the public. AHW requests no change to the financial audit process, which is conducted annually by KPMG.

Thank you for your consideration of this request. We look forward to your response, along with continued partnership with you and your staff. If any additional information is needed, please do not hesitate to contact me.

Sincerely,



Jesse M. Ehrenfeld, MD, MPH
Senior Associate Dean, School of Medicine
Director, Advancing a Healthier Wisconsin Endowment
Professor, Anesthesiology
Medical College of Wisconsin



Joseph E. Kerschner, MD
The Julia A. Uihlein, MA, Dean of the School of Medicine
Provost and Executive Vice President
Professor of Otolaryngology
Microbiology and Immunology
Medical College of Wisconsin



Wisconsin Office of the
COMMISSIONER
OF INSURANCE

Tony Evers, Governor of Wisconsin
Mark Afable, Commissioner of Insurance

August 10, 2021

Jesse M. Ehrenfeld, MD
Advancing a Healthier Wisconsin Endowment
8701 W Watertown Plank Road
Milwaukee, WI 53226-0509

Sent via electronic mail to: jehrenfeld@mcw.edu

Dear Dr. Ehrenfeld:

We approve your request to conduct Advancing a Healthier Wisconsin's program audit annually, including the timeline and approach as described in your letter on July 8, 2021.

Sincerely,

A handwritten signature in black ink, appearing to read "Mark V. Afable".

Mark V. Afable

Commissioner of Insurance

cc: Deputy Commissioner Nathan Houdek

Dr. Joseph E. Kerschner



November 22, 2022

KPMG LLP
833 E Michigan Street
Suite 1050
Milwaukee, Wisconsin 53202

Ladies and Gentlemen:

In connection with your engagement to perform agreed-upon procedures to determine The Medical College of Wisconsin, Inc.'s (MCW) compliance with the order issued by the Office of the Commissioner of Insurance of the State of Wisconsin in the Finding of Fact, Conclusion of Law, and Order issued March 28, 2000 (the Order) as applied to the Advancing a Healthier Wisconsin Program (the Program) for the period from July 1, 2021 to June 30, 2022, we confirm, to the best of our knowledge and belief, as of November 22, 2022 the following representations made to you during your agreed-upon procedures engagement:

1. We acknowledge our responsibility for MCW's compliance with the Order's requirements from the period from July 1, 2021 to June 30, 2022.
2. We agree to the procedures performed and acknowledge that they are appropriate for the intended purpose of the engagement to determine MCW's compliance with the Order's requirements for the period from July 1, 2021 to June 30, 2022.
3. We obtained, from all necessary parties, agreement to the procedures and acknowledgement that the procedures are appropriate for their purposes and provided to you written acknowledgement from those parties.
4. We have provided you with access to all relevant information and access, as applicable, as agreed upon in the terms of the engagement.
5. There are no known matters contradicting the subject matter and there have been no communications from regulatory agencies or others affecting the subject matter, including between the end of the period addressed by the subject matter and the date of the agreed-upon procedures report.
6. We are not aware of any material misstatements in the subject matter.
7. There are no known subsequent events to the period from July 1, 2021 to June 30, 2022 that would have a material effect on the subject matter.

Very truly yours,

The Medical College of Wisconsin, Inc.



John R. Raymond, Sr., M.D.

President and Chief Executive Officer



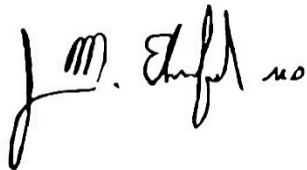
Shelisa A. Dalton, MBA

Chief Financial Officer



Pamela J. Stanick, CPA

Vice President for Finance and Treasury



Jesse M. Ehrenfeld, M.D., MPH

Director of the Advancing a Healthier Wisconsin Endowment and Senior Associate Dean at the Medical College of Wisconsin School of Medicine



KPMG LLP
Suite 1050
833 East Michigan Street
Milwaukee, WI 53202-5337

Independent Accountants' Agreed-Upon Procedures Report

The Medical College of Wisconsin, Inc.:

We have performed the procedures enumerated below to determine The Medical College of Wisconsin, Inc.'s (MCW) compliance with the order issued by the Office of the Commissioner of Insurance of the State of Wisconsin in the Finding of Fact, Conclusion of Law, and Order issued March 28, 2000 (the Order) as applied to the Advancing a Healthier Wisconsin Program (the Program) for the fiscal year ended June 30, 2022. MCW is responsible for its compliance with the Order's requirements.

MCW has agreed to and acknowledged that the procedures performed are appropriate to meet the intended purpose of determining their compliance with the Order's requirements for the fiscal year ended June 30, 2022. This report may not be suitable for any other purpose. Additionally, the Office of the Commissioner of Insurance of the State of Wisconsin has agreed to and acknowledged that the procedures performed are appropriate for its purposes. No other parties have agreed to or acknowledged the appropriateness of these procedures for the intended purpose or any other purpose.

The procedures performed may not address all the items of interest to a user of this report and may not meet the needs of all users of this report and, as such, users are responsible for determining whether the procedures performed are appropriate for their purposes. We make no representation regarding the appropriateness of the procedures either for the intended purpose or for any other purpose.

The procedures and the associated findings are as follows:

Financial Statements and Required Reporting

1. Inquire of management whether an independent annual financial audit covering grant and administrative expense between July 1, 2021 and June 30, 2022, has been completed in compliance with the Insurance Commissioner's Order.

We obtained from management the audited financial statements of the Program for the fiscal year ended June 30, 2022.

No exceptions were noted as a result of applying this procedure.

2. For this reporting period obtain management's summary schedule of the Program expenditures by award granted and amounts charged as administrative expenses. Agree total expenditures to the amount shown as the Program expenditures in the corresponding financial statement audit for fiscal year ending June 30, 2022. Management's summary schedule of the Program expenditures should be presented by award and include the following: amount awarded, amount expended in period, amount unspent at period end and total for all amounts expended. (Attach as Schedule 1).

We obtained from management the summary schedule of the Program expenditures by award granted and amounts charged as administrative expenses for both the Public Health Initiatives (Fund 151) awards and the Education and Research initiatives (Fund 152) awards for the fiscal year ended June 30, 2022. We reconciled total expenditures to the amount shown as the Program expenditures in the corresponding financial statement audit for the fiscal year ended June 30, 2022.



No exceptions were noted as a result of applying this procedure. See Schedule 1 and 1A attached.

3. Obtain management's schedule of the endowment balance as of the fiscal year ended June 30, 2022 and agree it to the corresponding audited financial statements of the Program. (Attach as Schedule 2).

We obtained management's schedule of the endowment balance as of the fiscal year ended June 30, 2022 and agreed it to the endowment balance within the respective audited financial statements of the Program.

No exceptions were noted as a result of applying this procedure. See Schedule 2 attached.

4. Obtain and read the Program minutes of governance committee meetings. Verify the minutes provide documentation of award decisions. Verify the minutes provide documentation of financial reporting at least annually, on the value of the endowment and available funds.

We obtained and read the Program minutes of the MCW Consortium on Public and Community Health and AHW Research and Education Advisory Committee for the fiscal year ended June 30, 2022. Per our review of the minutes, we observed the minutes included award decisions and at least annually, the financial reporting on the value of the endowment and funds available for disbursements.

No exceptions were noted as a result of applying this procedure.

5. Obtain each member of the MCW Consortium on Public and Community Health, and the Research and Education Advisory Committee's annual sign-off from management confirming their agreement to adhere to the Program's respective conflict of interest policies.

We obtained the annual sign-offs for each of the members of MCW Consortium on Public and Community Health for the fiscal year ended June 30, 2022, and sign offs for each of the Research and Education Advisory Committee members from for the fiscal year ended June 30, 2022. The sign-offs contained each member's confirmation of their agreement to adhere to the Program's respective conflict of interest policies.

No exceptions were noted as a result of applying this procedure.

6. Inquire of management as to whether or not the entity charges administrative expenses to the Program. If an administrative expense was charged, obtain a schedule of administrative expenses from management and agree it to the respective financial statements noted in procedure 2 above. Compute the amount of administrative expenses to the average monthly endowment value for the fiscal year ending June 30, 2022. Compute the amount of administrative expenses to the total program expenditures for the same period. (Attach as Schedule 3A).

We inquired of management noting that MCW does charge administrative expenses to the Program. We obtained management's schedule of administrative expenses at the transaction detail level and agreed it to the financial statements for the fiscal year ended June 30, 2022. We also computed the amount of administrative expenses to the average monthly endowment value and the amount of administrative expenses to total program expenditures for the same period.

No exceptions were noted as a result of applying this procedure. See Schedule 3A attached.

7. Select a sample of five administrative expense transactions from the public health awards and a sample of five administrative expense transactions from the medical education and research awards listed in the schedule obtained in procedure 6 for the fiscal year ended June 30, 2022. Vouch back to supporting documentation to ascertain that the administrative expenses related to the Program. (Attach a summary of amounts tested by period as Schedule 3B).



From management's schedule of administrative expenses obtained in procedure 6, we selected 5 administrative expense transactions for each of the public health and medical education and research awards for the fiscal year ended June 30, 2022. We performed the following procedures:

- a. For external expenses, we obtained from management the invoice, purchase order (if applicable), and check copy or remittance advice, agreed the amount to the schedule of administrative expenses, and verified that the administrative expense related to the Program.*
- b. For internal expenses, we obtained the inter-department job charges invoice or transfer entry and journal entry support, agreed the amount to the schedule of administrative expenses, and verified that the administrative expense related to the Program.*

No exceptions were noted as a result of applying this procedure. See Schedule 3B attached.

Compliance with Insurance Commissioner's Order

8. Inquire whether management has prepared a five-year plan for the Program which was active for the fiscal year ending June 30, 2022. Obtain documentation that public input was sought in developing the plan, that the relevant sections of the plan were approved by the MCW Consortium on Public and Community Health noting the date of approval, and that the plan was approved by the MCW Board of Trustees noting the date of approval.

We inquired of management noting a five-year plan was prepared for the program for the period 2019 through 2023. We obtained the Program's Developing an Inclusive and Responsive Guiding Document for the 2019 – 2023 five-year plan, showing the different ways MCW requested public comments and the outcome of each. We inspected the meeting minutes of the MCW Consortium on Public and Community Health on May 3, 2018 noting the approval 2019 – 2023 five-year plan. We obtained a certified letter from John T. Newsome, Esq., Assistant Secretary and General Counsel of MCW that stated the date of the MCW Board of Trustees approved the Advancing a Healthier Wisconsin Endowment 2019 – 2023 five-year plan on June 22, 2018.

No exceptions were noted as a result of applying this procedure.

9. Obtain evidence showing the MCW Consortium on Public and Community Health conducted and recorded a vote on the allocated percentage of funds for public health initiatives and for medical education and research initiatives in accordance with the five-year plan in effect at the time of the vote for the fiscal year ended June 30, 2022.

We obtained the meeting minutes of the MCW Consortium on Public and Community Health evidencing they conducted and recorded the vote on the allocation percentage of funds for public health initiatives and for medical education and research initiatives in accordance with the five-year plan on May 3, 2018 for fiscal year 2019 and to retain the allocation for the 2019 – 2023 five-year plan.

No exceptions were noted as a result of applying this procedure.

10. Obtain evidence of separate endowment accounts for public health initiatives and for medical education and research initiatives. Inquire of management as to whether the endowment funds were pooled with other endowment funds in a common investment management practice.

We obtained management's schedules of endowment balances noted in procedure 3, noting there were separate endowment accounts for public health initiatives and for medical education and research initiatives. We inquired of management as to whether the Program endowment funds were pooled with other endowment funds of MCW in a common investment management practice noting that the Program



endowment is pooled with other funds at MCW for investment purposes. The pooled endowment accounting policy is disclosed in the notes to the audited financial statements identified in procedure 1.

No exceptions were noted as a result of applying this procedure.

11. Inquire of management whether the entity completed annual reports on endowment-funded activities. Obtain evidence the reports were approved by the MCW Board of Trustees. Obtain evidence the reports were made available to the public.

We obtained the annual reports on endowment-funded activities for the fiscal year ended June 30, 2021, which is the latest annual report issued. Management indicated the website where the reports were made available to the public. Each report was obtained from the AHW Public Stewardship website (ahwendowment.org/AHW/Who-We-Are/Public-Stewardship.htm). We obtained a certified letter from John T. Newsome, Esq., Assistant Secretary and General Counsel of MCW that stated the date of the MCW Board of Trustees accepted the Advancing a Healthier Wisconsin Endowment Annual Reports for the fiscal year ended June 30, 2021 on November 19, 2021.

No exceptions were noted as a result of applying this procedure.

12. Inquire of management whether the membership composition of the MCW Consortium on Public and Community Health was consistent with the requirements of the Insurance Commissioner's Order.

We obtained the Office of the Commissioner of Insurance's Order on membership composition of the MCW Consortium on Public and Community Health. We obtained from management a listing of MCW Consortium members for the fiscal year ended June 30, 2022 and agreed the listing of MCW Consortium members to the Office of the Commissioner of Insurance's Order.

No exceptions were noted as a result of applying this procedure.

13. Inquire of management whether the Program has a policy on non-supplanting.

We obtained the Program's policy named "AHW Non-Supplanting Policy" that covers the fiscal year ended June 30, 2022.

No exceptions were noted as a result of applying this procedure.

Grant Review and Awards

14. Using the list of awards obtained in procedure 2, select a sample of the lesser of 10 public health awards and 10 medical education and research awards or awards that represent 20% of total expenses for each category of awards, active between July 1, 2021 and June 30, 2022.

We obtained the summary schedules of the Program expenditures by award granted noted in procedure 2 and selected 1 public health awards and 4 medical education and research awards active during the fiscal year ended June 30, 2022. These selections represented at least 20% of total expenses for each category of awards active during the fiscal year ended June 30, 2022.

No exceptions were noted as a result of applying this procedure.

15. For each award selected in procedure 14, verify that the award documentation includes the following items:
 - a. Letter of intent (if required) with evidence of review and approval in accordance with the relevant RFA if applicable



- b. Full application with evidence of review and approval in accordance with the relevant RFA if applicable
- c. Documentation of non-supplanting review in alignment with the Program's non-supplanting policy
- d. Award letter or funding agreement indicating the amount awarded and funding period
- e. Documentation that budget and budget revisions (if requested) were approved in accordance with the relevant award administration manual, and indicate personnel expenses including base salaries that were at or below the NIH salary cap (if required) in the relevant RFA
- f. Documentation of changes to the award funding period (if requested)
- g. Award recipient orientation materials in accordance with the relevant award administration manual
- h. Progress and final reporting requirements (if required) in accordance with the relevant award administration manual

Prepare and attach Schedule 4 to summarize results.

We performed the procedures outlined above for each award selected in procedure 14, as applicable, and obtained from management the following documentation to apply the procedures:

- a. *Obtained the applicant's letter of intent (if required) and/or invitation that included the Program's review and approval in accordance with the relevant RFA component to include confirmation of applicant eligibility.*
- b. *Obtained the full application submitted (if required) and Board Meeting minutes that indicated review and approval of the full application in accordance with the relevant RFA component.*
- c. *Obtained the applicants completed non-supplanting questionnaire that was completed to support their understanding of the entity's non-supplanting policy and signed by the lead academic partner and principal investigator.*
- d. *Obtained the original award letters or MOU (if applicable) containing the amount awarded and the period funds were available. Obtained the change request form and MOU Addendum (if applicable) or changes to the award amount or period of award, if applicable. We agreed award amounts to amounts in procedure 15a and 15b.*
- e. *Obtained the original budgets and any revised budgets with change requests (if applicable). We sighted Program approval of the budget(s) by obtaining the e-mail sent to the award recipient with the approved budget spreadsheet. We agreed base salaries of personnel expenses included in the budget were below the published NIH salary cap as required by the RFA component.*
- f. *We obtained the No Cost Extension (if applicable) recording the changing of the period of the award.*
- g. *We obtained the power point presentation of the award orientation.*
- h. *We obtained the applicable progress and final reports noting the submission dates agreed with the award and policies.*

One exception was noted as a result of applying this procedure. See Schedule 4 attached.

Per management, this project is a collation of programmatic support expenses that support the AHW Medical and Education Research program's funded projects and partners and build capacity for those



projects and partners to achieve their respective goals. Expenses within this project included learning events and workshops for AHW-funded grantees, technical assistance providers and consultants for AHW-funded grantees, live-streamed productions that broadcast current health-topic information from a medical expert to the general public, volunteer support services to build AHW-funded grantee capacity, collaborative programs to advance health state-wide, and staff efforts to support the aforementioned programmatic initiatives. Based on the nature of this project and related expenses, award documentation under procedure 15 is not applicable to this project. This project, along with a similar project in the AHW Healthier Wisconsin Partnership Program, will be reevaluated in the next reporting period to determine if a new classification of programmatic support with separate procedures is more appropriate. Transactions within this project were tested under procedure 16 with no exceptions noted.

Monitoring Awards

16. For each award selected in procedure 14, obtain the underlying detailed list of expenditures during the period. Using this detailed list, select 5 transactions per award at the lowest level of detail available per award.

We obtained, for each award selected in procedure 14, a detailed list of expenditures during the period and selected 5 transactions at the lowest level of detail available for each award such as a specific invoice or individual payroll support.

No exceptions were noted as a result of applying this procedure.

17. For the sample selected in procedure 16, obtain supporting documentation for each expense selected and verify that it was spent during the grant period and was approved as being in accordance with the award. Reference allowable/unallowable section of relevant award administration manual. Prepare and attach as Schedule 5 a summary showing the name of the award, amount of award, amount of expenditures tested and coverage percentage.

For each expense selected in procedure 16, we agreed the expense was dated within the fiscal year ended June 30, 2022 and sighted the expense was approved by the designated responsible party via their signature as being in accordance with the award and as being for an allowable cost via the approved award budget or the certification statement on the Financial Status report.

- a. For external expenses, we obtained the invoice, budget approval and check copy or remittance advice and agreed the amount to the amount selected per the underlying detailed list of expenditures, transactions and supporting documentation.*
- b. For non-salary internal expenses, we obtained the inter-department invoice and the related journal entry and agreed the amount to the amount per the underlying detailed list of expenditures.*
- c. For payroll related expenses, we obtained the employee's approved budget data form showing the employee's percentage of time allocated to the Program and annual salary. We recalculated the employee's payroll expense and agreed the amount to the paycheck stub and to the underlying detailed list of expenditures.*

No exceptions were noted as a result of applying this procedure. See Schedule 5A and 5B attached.

18. For each award selected in procedure 14, inquire of management whether there were awards with sub-projects.



For each award selected in procedure 14, we inquired of management whether there were sub-recipients related to the award. Management noted that of the 5 awards selected in procedure 14, 3 of them had sub-projects. Those 3 awards are:

Public Health Awards

- Phase II Implementation: HWPP Strategic Component-WI Community Coalitions on Behavioral Health Initiative (WCCBHI)

Medical Education & Research Awards

- Developing Innovative Translational Research Programs in Clinically Relevant Neurological Disorders
- Collaborative Research into the Etiology and Treatment of Pediatric and Congenital Heart Disease

No exceptions were noted as a result of applying this procedure.

19. For awards identified in procedure 18 that have sub-projects, select a sample of public health sub-projects and medical education and research sub-projects that represent at least one-third of total expenses of each parent award. The sample selection should not include the parent award.

For each award with sub-projects identified within procedure 18, we selected sub-projects that represented at least one-third of the total expenses of the initial award (parent award) selected in procedure 14. In the event the sub-projects expenses did not account for at least one-third of the total expenses of the initial award (parent award) selected in Procedure 14, we selected all sub-projects.

20. For each subproject selected in procedure 19, verify with management that the required reporting documents (See items listed in procedure 15 a through h above) were submitted in accordance with the original award and policies.

For each sub-projects selected within procedure 19, we performed the procedures listed in procedure 15, as applicable.

No exceptions were noted as a result of applying this procedure.

We were engaged by MCW to perform this agreed-upon procedures engagement and conducted our engagement in accordance with attestation standards established by the American Institute of Certified Public Accountants, which involves us performing the specific procedures agreed to and acknowledged above and reporting on findings based on performing those procedures. We were not engaged to and did not conduct an examination or review, the objective of which would be the expression of an opinion or conclusion, respectively, on MCW's compliance with the Order's requirements for the period from July 1, 2021 to June 30, 2022. Accordingly, we do not express such an opinion or conclusion. Had we performed additional procedures, other matters might have come to our attention that would have been reported to you.

We are required to be independent of MCW and to meet our other ethical responsibilities, in accordance with the relevant ethical requirements related to our agreed-upon procedures engagement.



This report is intended solely for the information and use of the Medical College of Wisconsin, Inc. and the Office of the Commissioner of Insurance of the State of Wisconsin, and is not intended to be, and should not be, used by anyone other than the specified parties.

KPMG LLP

Milwaukee, Wisconsin
November 22, 2022

THE MEDICAL COLLEGE OF WISCONSIN, INC.
ADVANCING A HEALTHIER WISCONSIN PROGRAM

Schedule 1

Schedule of Program Expenditures by Award

Award #	Award Short Name	Closed - Funds	Adjusted Total	Outstanding	Life To Date	2003 to 2008	2009 to 2013	2014 to 2018	Jan - Jun 2019	FY2020	FY2021	FY2022
		Returned to AHW	Award	Commitments	Expenditures	Expenditures	Expenditures	Expenditures	Expenditures	Expenditures	Expenditures	Expenditures
9510003	Domestic Violence	\$ 3,934	18,202	-	14,268	14,268	-	-	-	-	-	-
9510004	Project HOPE	2,701	26,962	-	24,261	24,261	-	-	-	-	-	-
9510005	CHAMP	4,120	449,501	-	445,381	446,033	(652)	-	-	-	-	-
9510006	Elder Abuse	-	24,991	-	24,991	24,991	-	-	-	-	-	-
9510007	Waukesha Oral Health	9	24,883	-	24,874	24,874	-	-	-	-	-	-
9510008	Rock River Healthy Smiles	5,361	42,658	-	37,297	37,297	-	-	-	-	-	-
9510009	Holistic Health Planning	8	24,914	-	24,906	24,906	-	-	-	-	-	-
9510010	Barron County	52	19,427	-	19,375	19,375	-	-	-	-	-	-
9510011	Mental Health Marion WI	1	27,986	-	27,985	27,985	-	-	-	-	-	-
9510012	Church Based Health	5,209	450,000	-	444,791	444,791	-	-	-	-	-	-
9510013	Wisconsin Injury Prevention	20,250	450,000	-	429,750	429,750	-	-	-	-	-	-
9510014	Partner Up (PUSH)	8,797	450,000	-	441,203	441,203	-	-	-	-	-	-
9510015	How Safe is the Safety Net	3,480	24,635	-	21,155	21,155	-	-	-	-	-	-
9510016	Booster Seat Campaign	2,056	25,000	-	22,944	22,944	-	-	-	-	-	-
9510017	Elder Health Upholders	6	24,000	-	23,994	23,994	-	-	-	-	-	-
9510018	Focus on Kids Partnership	65	25,000	-	24,935	24,935	-	-	-	-	-	-
9510019	Database for Children	559	24,959	-	24,400	24,400	-	-	-	-	-	-
9510020	Bilingual Chronic Care	3,623	450,000	-	446,377	446,377	-	-	-	-	-	-
9510021	Healthier Cumberland	177	24,758	-	24,581	24,581	-	-	-	-	-	-
9510022	Healthcare Can Change	4,275	450,000	-	445,725	448,417	(2,692)	-	-	-	-	-
9510023	Neighborhood Center	25	25,000	-	24,975	24,975	-	-	-	-	-	-
9510024	Riverwest Health	34,500	450,000	-	415,500	415,500	-	-	-	-	-	-
9510025	Latino Children	-	204,739	-	204,739	204,739	-	-	-	-	-	-
9510026	Milwaukee Cares	-	433,344	-	433,344	288,581	144,763	-	-	-	-	-
9510027	SRCI	854	433,856	-	433,002	359,832	73,169	-	-	-	-	-
9510028	Strengthen Policy	327	49,816	-	49,489	49,489	-	-	-	-	-	-
9510029	Path to Implement	6,093	50,000	-	43,907	43,907	-	-	-	-	-	-
9510030	NEW Leadership	1	50,000	-	49,999	49,999	-	-	-	-	-	-
9510031	GAMP Chronic Disease	1	430,668	-	430,667	346,398	84,268	-	-	-	-	-
9510032	Developing Strategies	1,229	50,000	-	48,771	48,771	-	-	-	-	-	-
9510033	Healthier Workforce	12,905	388,183	-	375,278	285,813	89,465	-	-	-	-	-
9510034	Empowering Individuals	896	433,805	-	432,909	359,753	73,157	-	-	-	-	-
9510035	Cmnty Mobilization	609	50,000	-	49,391	49,391	-	-	-	-	-	-
9510036	Cognition & Outreach	2,354	49,628	-	47,274	47,274	-	-	-	-	-	-
9510037	Safety Starts at Home	12,697	34,619	-	21,922	21,922	-	-	-	-	-	-
9510038	Quality Dementia Care	1,943	432,880	-	430,937	320,844	110,093	-	-	-	-	-
9510039	Peer Support	4	50,000	-	49,996	49,996	-	-	-	-	-	-
9510040	Milwaukee Kids	53,414	413,935	-	360,521	255,188	105,333	-	-	-	-	-
9510041	Elder Health Upholders	9,461	50,000	-	40,539	40,539	-	-	-	-	-	-
9510042	Saber Para La Gente	-	50,000	-	50,000	50,000	-	-	-	-	-	-
9510043	Healthier Cumberland	13,363	427,229	-	413,866	264,888	148,978	-	-	-	-	-
9510044	Citywide Nutrition	1,198	426,655	-	425,457	308,694	116,764	-	-	-	-	-
9510045	Family Risk Reduction	31,505	414,179	-	382,674	318,779	63,895	-	-	-	-	-
9510046	Healthy Teeth=Kids	2,146	45,627	-	43,481	43,481	-	-	-	-	-	-
9510047	Fight Asthma	2,577	425,545	-	422,968	295,589	127,379	-	-	-	-	-
9510048	Arsenic in WI Water	666	50,000	-	49,334	49,334	-	-	-	-	-	-
9510049	NWFPC	5,066	45,588	-	40,522	40,522	-	-	-	-	-	-
9510050	CCPIL	18,912	400,184	-	381,272	219,298	161,974	-	-	-	-	-
9510051	Farm to Fork	1,181	49,769	-	48,588	48,588	-	-	-	-	-	-
9510052	Lakeshore Lodge	1,597	404,546	-	402,949	145,439	257,511	-	-	-	-	-
9510053	Quality Home Care	6,854	49,054	-	42,200	39,486	2,714	-	-	-	-	-
9510054	Project Respect	28,472	387,955	-	359,483	115,320	244,163	-	-	-	-	-
9510055	NEW Leadership	402	50,000	-	49,598	49,598	-	-	-	-	-	-
9510056	TAP	40,259	397,457	-	357,198	172,082	185,116	-	-	-	-	-
9510057	Status of WI Schools	980	50,000	-	49,020	49,020	-	-	-	-	-	-
9510058	Hispanic Health	362	49,918	-	49,556	49,556	-	-	-	-	-	-
9510059	F4Kids	1,144	48,707	-	47,563	47,563	-	-	-	-	-	-
9510060	IPV Consortium	4	50,000	-	49,996	49,996	-	-	-	-	-	-
9510061	Risky Drinking	523	49,944	-	49,421	49,421	-	-	-	-	-	-
9510062	Stop Abuse of Elders	23,786	401,263	-	377,477	188,919	188,558	-	-	-	-	-
9510063	CCDM	13,414	400,510	-	387,096	168,408	218,687	-	-	-	-	-
9510064	Public Health	2,117	50,000	-	47,883	47,035	848	-	-	-	-	-
9510065	Community Readiness	1,476	50,000	-	48,524	47,592	932	-	-	-	-	-
9510066	ECIDS	7,444	389,066	-	381,622	130,371	251,251	-	-	-	-	-
9510067	Healthy Latino	12,439	395,414	-	382,975	144,577	238,398	-	-	-	-	-
9510068	Mi Salud-Mi Vida	1,883	49,807	-	47,924	47,924	-	-	-	-	-	-
9510069	Milwaukee Alliance	659	50,000	-	49,341	49,341	-	-	-	-	-	-
9510070	FAAHN	10,852	396,289	-	385,437	106,020	279,416	-	-	-	-	-
9510071	Waukesha Smiles	6,194	397,266	-	391,072	180,974	210,098	-	-	-	-	-
9510072	Partner to Connect	4,553	390,347	-	385,794	44,548	341,246	-	-	-	-	-
9510073	PEARLS	4,492	403,129	-	398,637	178,230	220,407	-	-	-	-	-
9510074	Journey of HOPE	1,550	50,000	-	48,450	48,450	-	-	-	-	-	-

THE MEDICAL COLLEGE OF WISCONSIN, INC.
ADVANCING A HEALTHIER WISCONSIN PROGRAM

Schedule 1

Schedule of Program Expenditures by Award

Award #	Award Short Name	<u>Closed - Funds</u>	<u>Adjusted Total</u>	<u>Outstanding</u>	<u>Life To Date</u>	<u>2003 to 2008</u>	<u>2009 to 2013</u>	<u>2014 to 2018</u>	<u>Jan - Jun 2019</u>	<u>FY2020</u>	<u>FY2021</u>	<u>FY2022</u>
		<u>Returned to AHW</u>	<u>Award</u>	<u>Commitments</u>	<u>Expenditures</u>	<u>Expenditures</u>	<u>Expenditures</u>	<u>Expenditures</u>	<u>Expenditures</u>	<u>Expenditures</u>	<u>Expenditures</u>	<u>Expenditures</u>
9510075	Behavioral Health Care	\$ 344	398,719	-	398,375	167,474	230,901	-	-	-	-	-
9510076	Eat Smart	57	392,698	-	392,641	98,276	294,365	-	-	-	-	-
9510077	Food and Fitness	1	50,000	-	49,999	49,999	-	-	-	-	-	-
9510078	Project Heart	26,746	403,028	-	376,282	179,936	196,346	-	-	-	-	-
9510079	HIV Testing	16,217	44,536	-	28,319	28,319	-	-	-	-	-	-
9510081	Violence Prevention	55,599	100,000	-	44,401	44,401	-	-	-	-	-	-
9510082	Healthy Families	3,081	220,035	-	216,954	36,460	180,494	-	-	-	-	-
9510084	Chronic Disease	33,504	367,393	-	333,889	20,087	313,802	-	-	-	-	-
9510085	Fragile Foster Child	592	45,848	-	45,256	5,155	40,102	-	-	-	-	-
9510086	Milwaukee Smile	6,413	369,114	-	362,701	20,002	342,699	-	-	-	-	-
9510087	Mapping Health	48,219	367,792	-	319,573	12,311	307,262	-	-	-	-	-
9510088	Circles of Sisters	3,103	44,062	-	40,959	1,954	39,005	-	-	-	-	-
9510089	Salud de la Mujer	12,633	374,946	-	362,313	65,342	296,970	-	-	-	-	-
9510090	Building Capacity	4,725	47,943	-	43,218	23,955	19,263	-	-	-	-	-
9510091	Johnson Park	1,823	372,407	-	370,584	52,831	317,752	-	-	-	-	-
9510092	Fostering Hope	14,206	45,636	-	31,430	2,690	28,739	-	-	-	-	-
9510093	WI Blood Donors	1,344	47,208	-	45,864	16,606	29,259	-	-	-	-	-
9510094	WI CHW Network	15,203	45,669	-	30,466	-	30,466	-	-	-	-	-
9510095	Well City Milwaukee	8,497	47,085	-	38,588	12,376	26,212	-	-	-	-	-
9510096	Kenosha County	6,409	372,919	-	366,510	64,594	301,916	-	-	-	-	-
9510097	Nurturing Youth	2,295	375,932	-	373,637	54,227	319,410	-	-	-	-	-
9510098	School Nursing	1,313	47,163	-	45,850	10,500	35,349	-	-	-	-	-
9510099	Great Lakes Project	1	37,114	-	37,113	3,323	33,790	-	-	-	-	-
9510100	WI Well Water	2,915	46,501	-	43,586	7,260	36,326	-	-	-	-	-
9510101	Riverwest Health	14,719	369,032	-	354,313	23,322	330,991	-	-	-	-	-
9510102	Elder Community	10,828	362,873	-	352,045	28,464	323,580	-	-	-	-	-
9510103	Health Professions	738	46,363	-	45,625	13,629	31,996	-	-	-	-	-
9510104	Healthy Youth	2,923	376,019	-	373,096	70,637	302,459	-	-	-	-	-
9510105	ED to Primary Care	12,331	372,285	-	359,954	33,593	326,361	-	-	-	-	-
9510106	Using SNT	43,012	362,421	-	319,409	31,115	288,294	-	-	-	-	-
9510107	Transform Continuum	8,029	371,918	-	363,889	9,590	354,298	-	-	-	-	-
9510108	VPI-Development Phase	196,596	1,000,000	-	803,404	360,291	443,112	-	-	-	-	-
2003 to 2008 Awards		1,004,484	22,358,456	-	21,353,972	11,597,213	9,756,759	-	-	-	-	-
F												
9510109	Dryhootch	1	40,000	-	39,999	-	39,999	-	-	-	-	-
9510110	Collaborative Response	21,371	300,000	-	278,629	-	278,629	-	-	-	-	-
9510111	Faith GYM	2,097	40,000	-	37,903	-	37,903	-	-	-	-	-
9510112	Open Wide	541	40,000	-	39,459	-	39,459	-	-	-	-	-
9510113	Hmong Community	7,417	40,000	-	32,583	-	32,583	-	-	-	-	-
9510114	Nuestros Ninos	27,278	300,000	-	272,722	-	272,722	-	-	-	-	-
9510115	Changing Culture	22,057	300,000	-	277,943	-	277,943	-	-	-	-	-
9510116	Sowing Seeds	798	39,957	-	39,159	-	39,159	-	-	-	-	-
9510117	Youth Violence	1,192,820	8,180,000	-	6,987,180	-	4,189,437	2,797,743	-	-	-	-
9510120	School Health Services	64,256	740,963	-	676,707	-	345,225	331,482	-	-	-	-
9510121	MedShare	202	200,000	-	199,798	-	199,798	-	-	-	-	-
9510122	Patient at Risk	51,134	199,936	-	148,802	-	148,802	-	-	-	-	-
9510123	Healthy Families	23,262	750,000	-	726,738	-	380,900	345,838	-	-	-	-
9510124	Novel Intervention	229	200,000	-	199,771	-	199,771	-	-	-	-	-
9510125	CCDM	124,318	750,000	-	625,682	-	309,363	316,319	-	-	-	-
9510126	Earlier Is Better	6,622	746,485	-	739,863	-	248,442	491,422	-	-	-	-
9510127	Diversity Matters	145,706	749,482	-	603,776	-	155,612	449,829	(1,664)	-	-	-
9510128	Kenosha County	15,382	748,267	-	732,885	-	276,445	456,440	-	-	-	-
9510129	HPV Vaccination	118	200,000	-	199,882	-	182,154	17,728	-	-	-	-
9510130	Hypertension Control	18,848	188,955	-	170,107	-	159,919	10,187	-	-	-	-
9510131	Fighting Cancer	9,849	200,000	-	190,151	-	116,408	73,743	-	-	-	-
9510132	SCPMH	5,149	190,617	-	185,468	-	138,543	46,926	-	-	-	-
9510133	Around The Corner	9,737	199,999	-	190,262	-	165,089	25,173	-	-	-	-
9510134	Training Lay Trainers	2,157	200,000	-	197,843	-	134,944	62,899	-	-	-	-
9510135	Los Cuidadores	1,726	199,941	-	198,215	-	182,121	16,093	-	-	-	-
9510136	Pretty Place	5,128	199,986	-	194,858	-	165,326	29,533	-	-	-	-
9510137	Sexual Justice	297	200,000	-	199,703	-	111,031	88,672	-	-	-	-
9510140	Changing Culture	78,552	750,000	-	671,448	-	176,467	494,981	-	-	-	-
9510141	Healthy Body	1,044	198,294	-	197,250	-	41,082	156,168	-	-	-	-
9510142	Impacting Youth	12,998	200,000	-	187,002	-	24,150	162,852	-	-	-	-
9510143	Fostering Futures	28,978	200,000	-	171,022	-	61,668	109,355	-	-	-	-
9510144	Dryhootch	8,635	749,797	-	741,162	-	73,854	667,308	-	-	-	-
9510145	Sisters Project	1,672	200,000	-	198,328	-	79,833	118,495	-	-	-	-
9510146	Oral Healthcare	7,036	199,101	-	192,065	-	57,922	134,144	-	-	-	-
9510147	Diabetes in Waukesha	8,219	192,985	-	184,766	-	46,341	138,425	-	-	-	-
9510148	Healthy Environments	4,743	750,000	-	745,257	-	81,266	663,991	-	-	-	-
9510149	SAUP	12,621	703,976	-	691,355	-	118,958	572,397	-	-	-	-
9510150	Social Network	33,527	199,999	-	166,472	-	68,229	98,243	-	-	-	-

THE MEDICAL COLLEGE OF WISCONSIN, INC.
ADVANCING A HEALTHIER WISCONSIN PROGRAM

Schedule 1

Schedule of Program Expenditures by Award

Award #	Award Short Name	Closed - Funds	Adjusted Total	Outstanding	Life To Date	2003 to 2008	2009 to 2013	2014 to 2018	Jan - Jun 2019	FY2020	FY2021	FY2022
		Returned to AHW	Award	Commitments	Expenditures	Expenditures	Expenditures	Expenditures	Expenditures	Expenditures	Expenditures	Expenditures
9510151	One Hundred Healthy	\$ 30,698	192,793	-	162,095	-	61,634	100,461	-	-	-	-
9510152	LGBT Youth	60,339	750,000	-	689,661	-	8,204	661,545	19,911	-	-	-
9510153	Scaling Up MUAN	3,784	199,993	-	196,209	-	-	196,209	-	-	-	-
9510154	Binge Drinking	19,984	200,000	-	180,016	-	-	180,016	-	-	-	-
9510155	Eau Clair Web-Portal	5,143	200,000	-	194,857	-	-	194,857	-	-	-	-
9510156	Healthy Soil	45,674	749,999	-	704,325	-	-	656,452	33,148	14,726	-	-
9510157	Proactive Outreach	528	158,276	-	157,748	-	-	157,748	-	-	-	-
9510158	CIS: Linking Data	4,598	199,921	-	195,323	-	-	195,323	-	-	-	-
9510159	Home Visitor Response	9,336	147,951	-	138,615	-	-	138,615	-	-	-	-
9510160	Obstetrical Outcomes	22,970	200,000	-	177,030	-	-	177,030	-	-	-	-
9510161	TIEHL	7,809	200,000	-	192,191	-	-	192,191	-	-	-	-
9510181	Cross Cutting Program	267,731	699,347	-	431,616	-	-	428,558	3,058	-	-	-
2009 to 2013 Awards		2,435,116	24,387,020	-	21,951,904	-	9,727,337	12,155,387	54,454	14,726	-	-
		F										
9510162	Sisters 2	2,278	250,000	-	247,722	-	-	247,722	-	-	-	-
9510163	Dispatcher CPR	73,475	229,229	-	155,754	-	-	155,754	-	-	-	-
9510164	Rusk County	1,052	250,000	-	248,948	-	-	248,948	-	-	-	-
9510165	Farmers Markets	4,782	183,073	-	178,291	-	-	178,291	-	-	-	-
9510166	Eau Claire	11,716	250,000	-	238,284	-	-	238,284	-	-	-	-
9510167	Beyond the Bell	17,691	296,893	-	279,202	-	-	279,202	-	-	-	-
9510169	Capacity Bldg	26,062	254,692	-	228,630	-	-	228,630	-	-	-	-
9510170	TFJCK	20,432	374,504	-	354,072	-	-	340,958	13,114	-	-	-
9510171	Safe Surrender	228,859	395,749	-	166,890	-	-	166,890	-	-	-	-
9510172	STI Prevention	172,689	220,575	-	47,886	-	-	47,886	-	-	-	-
9510175	Medication Labels	24,653	255,600	-	230,947	-	-	230,947	-	-	-	-
9510176	Impact Health	30,468	250,912	-	220,444	-	-	220,444	-	-	-	-
9510177	POHSEY	11,611	238,796	-	227,185	-	-	227,185	-	-	-	-
9510178	Healthy Eyes	14,674	202,227	-	187,553	-	-	187,553	-	-	-	-
9510179	PESN	42,768	300,000	-	257,232	-	-	257,644	(412)	-	-	-
9510180	Behavioral Concerns	12,908	191,044	-	178,136	-	-	178,136	-	-	-	-
9510182	Fostering Futures	3,883	326,619	-	322,736	-	-	319,167	3,569	-	-	-
9510186	Survive Cardiac Arrest	72,187	491,269	-	419,082	-	-	393,933	25,149	-	-	-
9510187	Food Hubs	11,661	251,134	-	239,473	-	-	236,887	3,592	(1,006)	-	-
9510190	WI Community Coalition	457,551	2,288,122	-	1,830,571	-	-	1,830,571	-	-	-	-
9510201	Born Learning	3,350	350,000	-	346,650	-	-	239,139	74,702	32,809	-	-
9510202	Unscrambling Data	103,632	298,754	-	195,122	-	-	119,816	62,802	12,503	-	-
9510203	mTEH	2,061	268,393	-	266,332	-	-	181,067	48,053	37,212	-	-
9510204	WAFCC	-	399,278	17	399,261	-	-	209,778	65,835	86,806	35,301	1,542
9510205	Build Family Factors	27,206	298,600	-	271,394	-	-	163,830	100,926	6,638	-	-
9510206	Phase II WCCBHI	-	12,737,404	1,322,086	11,415,318	-	-	2,879,053	1,519,792	2,277,658	2,103,423	2,635,393
9510217	GRACE	-	294,901	6,627	288,274	-	-	94,358	67,624	67,575	47,525	11,191
9510218	Impact Veteran Health	-	343,877	730	343,147	-	-	136,267	39,010	162,514	5,356	-
9510219	Safe Shelter	-	349,886	357	349,529	-	-	82,365	46,488	84,995	95,103	40,577
9510220	Medication Labels	-	446,063	97,750	348,313	-	-	79,100	63,462	129,177	83,525	(6,951)
9510221	ASQ Screening	-	399,808	30	399,778	-	-	99,397	71,236	94,114	70,708	64,322
9510222	Destination Zero	-	419,691	(141)	419,832	-	-	54,210	66,325	95,092	162,930	41,276
9510223	Immunization Access	-	489,121	384	488,737	-	-	113,492	67,609	122,355	183,839	1,441
9510224	Breaking Cycle	-	374,055	81	373,974	-	-	11,006	45,176	172,305	79,919	65,569
9510225	Tobacco Network	-	395,837	228,980	166,857	-	-	11,337	50,875	72,130	32,515	-
9510226	Safe Healthy Streets	-	374,892	43,959	330,933	-	-	14,870	32,270	110,364	117,976	55,453
9510227	Dispatcher CPR	-	581,928	212,993	368,935	-	-	81,322	90,075	181,121	33,007	(16,591)
9510228	Eras Senior Network	-	474,360	228,231	246,129	-	-	-	26,443	47,649	54,667	117,370
9510229	Food Hubs	-	501,268	175,303	325,965	-	-	-	27,361	106,975	76,572	115,058
9510230	Dental Integration	-	528,610	132,228	396,382	-	-	-	35,790	106,853	138,738	115,000
9510231	Integrating Services	-	189,607	260,393	260,393	-	-	-	21,740	191,649	25,325	21,679
2014 to 2018 Awards		1,377,650	28,277,164	2,639,221	24,260,293	-	-	10,785,438	2,668,607	4,197,489	3,346,428	3,262,331
		F										
9510233	Integration Hub	-	839,446	506,929	332,517	-	-	-	35,072	103,711	63,745	129,988
5510173	Incubator Fund	174,559	201,400	-	26,841	-	-	-	26,841	-	-	-
5510174	Mentor Fund	123,155	139,520	-	16,365	-	-	-	16,365	-	-	-
5510184	Responsive Fund	-	-	-	-	-	-	-	-	-	-	-
5510185	Strategic Fund	-	-	-	-	-	-	-	-	-	-	-
Jan - Jun 2019 Awards		297,714	1,180,365	506,929	375,722	-	-	-	78,278	103,711	63,745	129,988
		F										
9510236	HCAST	-	399,618	152,603	247,015	-	-	-	-	32,274	105,459	109,282
9510237	Health Crisis	-	475,347	350,555	124,792	-	-	-	-	5,521	66,052	53,220
9510238	Urgent Response Award	24,143	313,792	-	289,649	-	-	-	-	103,436	186,212	-
9510239	Urgent Response Award	102,279	500,000	-	397,721	-	-	-	-	850	396,871	-
9510240	Urgent Response Award	77,083	322,420	-	245,337	-	-	-	-	62,421	182,916	-
9510241	Urgent Response Award	-	366,524	-	366,524	-	-	-	-	93,981	272,543	-
9510242	Urgent Response Award	11,494	33,290	-	21,796	-	-	-	-	21,796	-	-
9510243	Urgent Response Award	-	11,439	-	11,439	-	-	-	-	11,439	-	-

THE MEDICAL COLLEGE OF WISCONSIN, INC.
ADVANCING A HEALTHIER WISCONSIN PROGRAM

Schedule 1

Schedule of Program Expenditures by Award

Award #	Award Short Name	Closed - Funds	Adjusted Total	Outstanding	Life To Date	2003 to 2008	2009 to 2013	2014 to 2018	Jan - Jun 2019	FY2020	FY2021	FY2022
		Returned to AHW	Award	Commitments	Expenditures	Expenditures	Expenditures	Expenditures	Expenditures	Expenditures	Expenditures	Expenditures
9510244	Urgent Response Award	\$ -	108,628	-	108,628	-	-	-	-	-	108,628	-
9510245	Urgent Response Award	32,378	246,406	-	214,028	-	-	-	-	7,053	206,975	-
9510247	Project Zero	-	316,760	215,679	101,081	-	-	-	-	3,225	23,945	73,911
9510248	IPHN Training	-	399,962	251,432	148,530	-	-	-	-	-	97,267	51,263
9510249	MAAPET	-	398,581	153,163	245,418	-	-	-	-	-	76,136	169,282
9510250	P2P Certificate	-	389,065	228,461	160,604	-	-	-	-	-	57,923	102,681
9510251	SWIFTT	-	400,000	317,283	82,717	-	-	-	-	-	35,228	47,489
9510252	Urgent Response Award	11,948	500,000	-	488,052	-	-	-	-	-	488,052	-
5510173	Incubator Fund	22,321	35,000	-	12,679	-	-	-	-	12,679	-	-
5510183	Capacity Fund	4,628	92,582	-	87,954	-	-	-	-	87,954	-	-
5510184	Responsive Fund	46,261	165,352	-	119,091	-	-	-	-	119,091	-	-
5510185	Strategic Fund	58,405	208,555	-	150,150	-	-	-	-	150,150	-	-
5510235	Pathway Initiatives	104,389	287,583	-	183,194	-	-	-	-	183,194	-	-
Fiscal Year 2020 Awards		495,329	5,970,904	1,669,176	3,806,399	-	-	-	-	895,064	2,304,206	607,129
		<i>F</i>										
9510232	Small Investment	50,000	100,000	29,959	20,042	-	-	-	-	14,955	6,860	(1,774)
9510253	Enhance W2 Case Mgmt	-	400,000	294,921	105,079	-	-	-	-	-	43,102	61,977
9510254	Remembering the Lost	-	399,771	258,129	141,642	-	-	-	-	-	42,430	99,212
9510255	Improve Mental Health	-	350,715	186,561	164,154	-	-	-	-	-	38,240	125,913
9510256	Cross Cutting Program	-	475,792	391,849	83,943	-	-	-	-	-	16,898	67,045
9510257	Impact of Nature	-	400,000	279,994	120,006	-	-	-	-	-	23,377	96,629
9510258	Cross Cutting Program	-	1,078,568	918,152	160,416	-	-	-	-	-	-	160,416
9510260	Program-Community	-	620,703	309,863	310,840	-	-	-	-	-	-	310,840
9510261	Cross Cutting Program	-	2,133,856	2,116,832	17,024	-	-	-	-	-	-	17,024
9510262	CHWs In Public Health	-	514,905	447,103	67,802	-	-	-	-	-	-	67,802
9510263	MHWI	-	500,000	477,661	22,339	-	-	-	-	-	-	22,339
9510264	Behavioral Health	-	367,650	298,900	68,750	-	-	-	-	-	-	68,750
9510265	Battling Bottleneck	-	504,117	432,297	71,820	-	-	-	-	-	-	71,820
9510266	Reducing Errors	-	468,413	451,026	17,387	-	-	-	-	-	-	17,387
9510267	Veteran Suicide	-	359,173	260,021	99,152	-	-	-	-	-	-	99,152
9510268	Pediatric Readiness	-	521,536	420,606	100,930	-	-	-	-	-	-	100,930
9510269	Dismantling Cancer	-	415,147	359,675	55,472	-	-	-	-	-	-	55,472
9510270	Violence Screening	-	384,979	233,571	151,408	-	-	-	-	-	-	151,408
9510271	Student Champions	-	503,459	436,122	67,337	-	-	-	-	-	-	67,337
9510272	Building Quality	-	399,975	194,406	205,569	-	-	-	-	-	-	205,569
5510184	Responsive Fund	-	52,150	49,276	2,874	-	-	-	-	-	2,874	-
5510185	Strategic Fund	-	53,500	26,876	26,624	-	-	-	-	-	26,624	-
5510235	Pathway Initiatives	-	53,918	48,085	5,833	-	-	-	-	-	5,833	-
Institutional Accrual		-	-	-	-	-	-	-	-	239	(239)	-
Fiscal Year 2021 Awards		50,000	11,058,327	8,921,884	2,086,443	-	-	-	-	15,194	206,001	1,865,248
		<i>F</i>										
9510260	Program-Community	-	623,084	623,084	-	-	-	-	-	-	-	-
9510273	System Change	-	199,539	199,539	-	-	-	-	-	-	-	-
9510274	Food systems	-	200,000	200,000	-	-	-	-	-	-	-	-
9510279	Occupational Trauma	-	200,000	200,000	-	-	-	-	-	-	-	-
9510280	Jackson County Hub	-	200,000	200,000	-	-	-	-	-	-	-	-
9510281	Color Training	-	200,000	200,000	-	-	-	-	-	-	-	-
9510282	Health Outcomes	-	199,836	199,836	-	-	-	-	-	-	-	-
9510283	Phase III ABHI	-	3,638,494	3,638,494	-	-	-	-	-	-	-	-
9510295	Mobile Harm Reduction	-	164,002	164,002	-	-	-	-	-	-	-	-
9510297	Urban Green Space	-	198,145	198,145	-	-	-	-	-	-	-	-
tbd	Learning Event Support	-	100,000	100,000	-	-	-	-	-	-	-	-
tbd	Increase Food Access	-	199,998	199,998	-	-	-	-	-	-	-	-
tbd	Adult Vision	-	200,000	200,000	-	-	-	-	-	-	-	-
tbd	Assess Suicide Risk	-	200,000	200,000	-	-	-	-	-	-	-	-
tbd	Adverse Incidents	-	92,576	92,576	-	-	-	-	-	-	-	-
tbd	Rural Health Equity	-	200,000	200,000	-	-	-	-	-	-	-	-
tbd	Psychiatric Crisis Care	-	200,000	200,000	-	-	-	-	-	-	-	-
tbd	Metcalfe Park Arts	-	200,000	200,000	-	-	-	-	-	-	-	-
tbd	Influenza Vaccine	-	200,000	200,000	-	-	-	-	-	-	-	-
tbd	Healthcare Workforce	-	200,000	200,000	-	-	-	-	-	-	-	-
tbd	Mental Health Work	-	113,966	113,966	-	-	-	-	-	-	-	-
tbd	Dementia Care	-	200,000	200,000	-	-	-	-	-	-	-	-
Institutional Accrual		-	-	-	-	-	-	-	-	-	-	(9,188)
Fiscal Year 2022 Awards		-	7,929,640	7,929,640	-	-	-	-	-	-	-	(9,188)
		<i>F</i>										
Healthier Wisconsin Partnership Program Grants												
Total \$		5,660,292	101,161,876	21,666,850	73,834,734	11,597,213	19,484,096	22,940,825	2,801,339	5,226,184	5,920,380	5,855,508
		<i>F</i>										
9520002	WI Public Hlth Inst	2,036	100,000	-	97,964	97,964	-	-	-	-	-	-
9520003	HOPE Initiative	21,878	242,566	-	220,688	220,688	-	-	-	-	-	-
9520004	Biacore 3000	1	327,847	-	327,846	327,846	-	-	-	-	-	-

THE MEDICAL COLLEGE OF WISCONSIN, INC.
ADVANCING A HEALTHIER WISCONSIN PROGRAM

Schedule 1

Schedule of Program Expenditures by Award

Award #	Award Short Name	Closed - Funds	Adjusted Total	Outstanding	Life To Date	2003 to 2008	2009 to 2013	2014 to 2018	Jan - Jun 2019	FY2020	FY2021	FY2022
		Returned to AHW	Award	Commitments	Expenditures	Expenditures	Expenditures	Expenditures	Expenditures	Expenditures	Expenditures	Expenditures
9520005	Mass Spect Apps	\$ 12,438	321,935	-	309,497	309,497	-	-	-	-	-	-
9520006	MCW Core HTPL	19	150,000	-	149,981	149,981	-	-	-	-	-	-
9520007	Hlth Care Utilization	63,181	249,629	-	186,448	186,448	-	-	-	-	-	-
9520008	Colorectal Cancer	48,222	244,793	-	196,571	196,571	-	-	-	-	-	-
9520009	Crystallization Robots	1,823	225,000	-	223,177	223,177	-	-	-	-	-	-
9520010	Alzheimer FMRI Detect	1,427	250,299	-	248,872	248,872	-	-	-	-	-	-
9520011	T Regulatory Cells	1,657	250,000	-	248,343	248,343	-	-	-	-	-	-
9520012	Mass Spect Apps	-	225,435	-	225,435	225,435	-	-	-	-	-	-
9520013	IMRT Assessments	19,232	249,770	-	230,538	230,538	-	-	-	-	-	-
9520014	Genetic Determinants	40	249,000	-	248,960	248,960	-	-	-	-	-	-
9520015	Robot Therapy	5,939	138,880	-	132,941	132,941	-	-	-	-	-	-
9520016	Brain Tumor Imaging	11,703	249,995	-	238,292	238,292	-	-	-	-	-	-
9520017	Nanospray Mass Spect	6,583	311,414	-	304,831	304,831	-	-	-	-	-	-
9520018	STARS Start Up	2,469	250,000	-	247,531	247,531	-	-	-	-	-	-
9520019	OB/GYN Skill Lab	5,156	30,000	-	24,844	24,844	-	-	-	-	-	-
9520020	USMLE/ACGME Assessment	99,829	300,000	-	200,171	200,171	-	-	-	-	-	-
9520021	ABC Transporter	152,755	170,607	-	17,852	17,852	-	-	-	-	-	-
9520022	Healthy WI Leadership	102,630	556,000	-	453,370	453,718	(349)	-	-	-	-	-
9520023	Doctoral Degree	12,105	40,000	-	27,895	27,895	-	-	-	-	-	-
9520024	Identify Impairment	3,376	87,287	-	83,911	83,911	-	-	-	-	-	-
9520025	Pediatric Epilepsy	360,000	360,000	-	-	-	-	-	-	-	-	-
9520026	Genetic Analysis	166,657	500,000	-	333,343	333,343	-	-	-	-	-	-
9520027	Biophotonic Imaging	993	150,000	-	149,007	149,007	-	-	-	-	-	-
9520028	Human ES Cell Core	11,291	162,000	-	150,709	150,709	-	-	-	-	-	-
9520029	Sickle Cell Disease	31	149,666	-	149,635	149,635	-	-	-	-	-	-
9520030	Use of RNA Interfere	145	108,945	-	108,800	108,800	-	-	-	-	-	-
9520031	Quality Internet Health	53,831	105,000	-	51,169	51,169	-	-	-	-	-	-
9520032	Competency-Based Educ	3,270	150,000	-	146,730	146,089	641	-	-	-	-	-
9520033	Development of CSHS	65,149	313,022	-	247,873	224,397	23,476	-	-	-	-	-
9520034	Case-Based Integration	76,129	130,000	-	53,871	52,871	1,000	-	-	-	-	-
9520035	Chronic Obesity	3,957	145,231	-	141,274	130,256	11,018	-	-	-	-	-
9520036	Implement COSI	60,686	118,556	-	57,870	54,477	3,393	-	-	-	-	-
9520037	Vaccinia Related	2,838	150,000	-	147,162	147,162	-	-	-	-	-	-
9520038	Nuclear FKBP	2,286	150,000	-	147,714	147,842	(128)	-	-	-	-	-
9520039	Novel Metabolism	21,025	150,000	-	128,975	128,975	-	-	-	-	-	-
9520040	Assess Cognition	1,127	150,000	-	148,873	148,873	-	-	-	-	-	-
9520041	EM Facility	9,349	203,625	-	194,276	203,625	(9,349)	-	-	-	-	-
9520042	Role of c-Src	5,697	150,000	-	144,303	144,303	-	-	-	-	-	-
9520043	Simultaneous MCG&ECG	24,399	143,205	-	118,806	118,806	-	-	-	-	-	-
9520044	Role of Mitochondria	14,478	150,000	-	135,522	136,302	(780)	-	-	-	-	-
9520045	Lentiviral Rats	9,602	150,000	-	140,398	140,398	-	-	-	-	-	-
9520046	CTRC Administrator	41,284	70,000	-	28,716	28,716	-	-	-	-	-	-
9520047	Pharmacogenomics	78,341	460,785	-	382,444	270,082	112,362	-	-	-	-	-
9520048	OSCE	3,045	119,618	-	116,573	116,573	-	-	-	-	-	-
9520049	IKCal Up-Regulation	113,119	150,000	-	36,881	36,881	-	-	-	-	-	-
9520050	Cancer Research	8,941	750,000	-	741,059	400,013	341,046	-	-	-	-	-
9520051	PhD Program	596,570	3,576,864	-	2,980,294	773,948	2,128,815	-	-	-	-	-
9520052	MPH Learning Program	176,782	2,200,848	-	2,024,066	617,621	1,237,229	169,216	-	-	-	-
9520053	3T MRI With USPIO	4,952	166,082	-	161,130	161,130	-	-	-	-	-	-
9520054	Humanities Program	13,659	139,245	-	125,586	99,519	26,067	-	-	-	-	-
9520055	CVC TR Facility	12,474	245,726	-	233,252	145,426	87,826	-	-	-	-	-
9520056	Clinical Research	36,877	1,026,466	-	989,589	534,010	455,579	-	-	-	-	-
9520057	NPR to Medications in PBD	10,171	20,000	-	9,829	9,829	-	-	-	-	-	-
9520058	Core Equipment	229,732	1,155,566	-	925,834	925,834	-	-	-	-	-	-
9520061	EPR Spectrometer	30	300,000	-	299,970	299,970	-	-	-	-	-	-
9520062	Control by GATA4	5,989	150,000	-	144,011	135,166	8,845	-	-	-	-	-
9520063	Growth Control	24,613	150,000	-	125,387	109,347	16,040	-	-	-	-	-
9520064	Phonological Therapy	11,102	149,874	-	138,772	94,476	44,295	-	-	-	-	-
9520065	Role of IL-1	4,970	138,181	-	133,211	95,198	38,013	-	-	-	-	-
9520066	Hydrogen Sulfide	3,965	137,602	-	133,637	101,550	32,087	-	-	-	-	-
9520067	Develop PBLI	166	136,611	-	136,445	88,862	47,584	-	-	-	-	-
9520068	CBID Support	2,872	399,389	-	396,517	375,320	21,197	-	-	-	-	-
9520069	Role of 20-HETE	209	134,242	-	134,033	74,021	60,013	-	-	-	-	-
9520070	Integrated Curriculum	903	133,285	-	132,382	70,632	61,750	-	-	-	-	-
9520071	Cultural Competency	3,525	117,245	-	113,720	86,752	26,968	-	-	-	-	-
9520072	Ion Chromatograph	-	60,000	-	60,000	60,000	-	-	-	-	-	-
9520073	Dynamic Imaging	270	145,931	-	145,661	133,738	11,923	-	-	-	-	-
9520074	CME Infrastructure	16,564	134,863	-	118,299	77,926	40,373	-	-	-	-	-
9520075	Bipolar Disorder	51	137,383	-	137,332	106,100	31,232	-	-	-	-	-
9520076	Educational Scholars	26,055	397,508	-	371,453	195,162	176,292	-	-	-	-	-
9520077	Function of SmgGDS	1,881	129,208	-	127,327	47,124	80,203	-	-	-	-	-
9520078	Collaborative Approach	13,546	131,184	-	117,638	58,728	58,910	-	-	-	-	-

THE MEDICAL COLLEGE OF WISCONSIN, INC.
ADVANCING A HEALTHIER WISCONSIN PROGRAM

Schedule 1

Schedule of Program Expenditures by Award

Award #	Award Short Name	Closed - Funds	Adjusted Total	Outstanding	Life To Date	2003 to 2008	2009 to 2013	2014 to 2018	Jan - Jun 2019	FY2020	FY2021	FY2022
		Returned to AHW	Award	Commitments	Expenditures	Expenditures	Expenditures	Expenditures	Expenditures	Expenditures	Expenditures	Expenditures
9520079	CBID Support	\$ 4	284,800	-	284,796	130,751	154,045	-	-	-	-	-
9520080	AMP-Deaminase	3,989	139,698	-	135,709	108,965	26,744	-	-	-	-	-
9520082	Coronary Vascular	38,069	121,680	-	83,611	12,636	70,974	-	-	-	-	-
9520083	Communication Skills	2,433	133,809	-	131,376	73,032	58,344	-	-	-	-	-
9520084	Vulnerable Elderly	121	141,201	-	141,080	113,490	27,590	-	-	-	-	-
9520085	Translational Research	18,741	250,000	-	231,259	225,815	5,443	-	-	-	-	-
9520086	Biology of Kidney	33,777	1,000,000	-	966,223	487,989	478,234	-	-	-	-	-
9520089	Regenerative Medicine	-	500,000	-	500,000	209,874	290,126	-	-	-	-	-
9520090	Stem Cell Biology	13,488	1,600,000	-	1,586,512	161,386	1,425,183	(57)	-	-	-	-
9520092	18-Head Microscope	1,304	100,000	-	98,696	98,696	-	-	-	-	-	-
9520093	Greene Recruitment	24,602	705,310	-	680,708	180,510	500,198	-	-	-	-	-
9520094	CTSI	2,509,151	5,151,152	-	2,642,001	691,954	1,950,047	-	-	-	-	-
9520095	CBID Support	35,262	312,986	-	277,724	103,281	174,444	-	-	-	-	-
9520096	CVC Support	59,013	346,524	-	287,511	120,512	166,999	-	-	-	-	-
9520097	IRC Seed Projects	12,358	489,935	-	477,577	54,798	422,779	-	-	-	-	-
9520098	CBID Support	11,633	271,368	-	259,735	12,734	247,001	-	-	-	-	-
9520100	Regeneration of IM	48,505	128,458	-	79,953	44,665	35,287	-	-	-	-	-
9520102	Genetic Modification	39	128,173	-	128,134	49,948	78,186	-	-	-	-	-
9520103	Genetic Screen	11,024	126,970	-	115,946	40,754	75,192	-	-	-	-	-
9520104	WI Leadership Inst	13,751	521,905	-	508,154	24,986	483,168	-	-	-	-	-
9520105	Role of BDNF	2,686	128,582	-	125,896	43,869	82,027	-	-	-	-	-
9520106	Cloche	2,759	132,229	-	129,470	63,426	66,045	-	-	-	-	-
9520107	Basic Mechanisms	37,806	122,360	-	84,554	14,242	70,312	-	-	-	-	-
9520108	Role of T Cells	20,809	123,511	-	102,702	21,064	81,638	-	-	-	-	-
9520109	Electronic Learners	19,894	242,819	-	222,925	19,663	203,262	-	-	-	-	-
9520110	Trans Neuro-Oncology	100,481	808,774	-	708,293	125,593	582,700	-	-	-	-	-
9520111	GABAergic Inhibition	2	122,829	-	122,827	16,387	106,440	-	-	-	-	-
9520112	Role of Rap 1B	-	123,061	-	123,061	18,330	104,731	-	-	-	-	-
9520113	Medical Incident Mgmt	8,406	123,430	-	115,024	21,001	94,023	-	-	-	-	-
9520115	Mitochondrial	17,268	122,175	-	104,907	13,049	91,858	-	-	-	-	-
9520116	Systems Biology	163,514	813,581	-	650,067	90,317	559,750	-	-	-	-	-
9520117	Myeloid Progenitors	21,723	122,438	-	100,715	17,395	83,320	-	-	-	-	-
9520120	Advancing Health	13,526	117,345	-	103,819	18,030	85,789	-	-	-	-	-
9520121	Empirical Ethics	650,780	806,181	-	155,401	18,302	137,099	-	-	-	-	-
9520122	Estrogen Receptor	112	122,946	-	122,834	20,770	102,064	-	-	-	-	-
9520124	CoRecruit Tarakanova	172,086	834,525	-	662,439	72,219	590,220	-	-	-	-	-
9520126	Nutritional Disorders	8,176	120,000	-	111,824	-	111,824	-	-	-	-	-
9520127	Quality Rounds	1,713	119,439	-	117,726	-	117,726	-	-	-	-	-
2003 to 2008 Awards		6,989,104	39,733,607	-	32,744,502	17,383,429	15,114,382	246,691	-	-	-	-
F												
9520129	New Model Planning	384,819	1,420,546	-	1,035,727	-	1,035,727	-	-	-	-	-
9520134	Genetic Analysis	70,790	75,000	-	4,210	-	4,210	-	-	-	-	-
9520135	Vascular Endothelial	5,516	75,000	-	69,484	-	69,484	-	-	-	-	-
9520136	Clinical Correlates	4,999	75,000	-	70,001	-	70,001	-	-	-	-	-
9520137	Gene Expression	338	75,000	-	74,662	-	74,662	-	-	-	-	-
9520138	Spectrokinetic	18,909	75,000	-	56,091	-	56,091	-	-	-	-	-
9520143	HTLV-2 Tax Protein	35,946	75,000	-	39,054	-	39,054	-	-	-	-	-
9520144	Hwang Recruitment	40,774	1,303,130	-	1,262,356	-	1,262,356	-	-	-	-	-
9520158	fMRI Abnormalities	857	75,000	-	74,143	-	74,143	-	-	-	-	-
9520159	Analysis Photoreceptor	1,163	200,000	-	198,838	-	198,838	-	-	-	-	-
9520160	Data Warehouse	523,095	1,500,000	-	976,905	-	976,905	-	-	-	-	-
9520161	Pancreatic Research	68,273	1,000,000	-	931,727	-	879,392	52,335	-	-	-	-
9520166	Faculty Support	10,176	848,184	-	838,008	-	698,968	139,040	-	-	-	-
9520172	Personalized Medicine	89,914	2,539,227	-	2,449,313	-	1,330,908	1,118,405	-	-	-	-
9520175	New Model Pilot Phase	328,780	3,873,649	-	3,544,869	-	3,544,869	-	-	-	-	-
9520177	Novel Synaptic Targets	-	300,000	-	300,000	-	300,000	-	-	-	-	-
9520179	Neuroscience Research	12,979	386,608	-	373,629	-	373,629	-	-	-	-	-
9520180	Chemoprevention Program	17,480	4,114,527	-	4,097,047	-	3,966,282	130,765	-	-	-	-
9520181	Infrastructure	84,069	6,546,130	-	6,462,061	-	1,261,596	3,271,070	276,248	909,556	737,917	5,673
9520182	Tissue Bank	24,017	5,219,068	-	5,195,051	-	1,497,655	2,783,562	291,355	618,500	3,981	-
9520189	CBID Recruitment	268	290,000	-	289,732	-	286,767	2,965	-	-	-	-
9520190	Scientific Citizens	182,190	1,659,180	-	1,476,990	-	893,975	583,015	-	-	-	-
9520194	Thrombin Receptor	3,623	500,000	-	496,377	-	369,968	126,409	-	-	-	-
9520195	Neuroscience NTRI	1,925	749,995	-	748,070	-	365,871	382,199	-	-	-	-
9520196	CTSI	211,648	3,172,764	-	2,961,116	-	1,141,521	1,819,595	-	-	-	-
9520197	CTSI	73,835	1,980,000	-	1,906,165	-	729,697	1,176,468	-	-	-	-
9520205	Voxel-Wise Database	506	300,000	-	299,494	-	243,684	55,810	-	-	-	-
9520208	Peripheral Nerve	-	383,000	-	383,000	-	289,253	93,747	-	-	-	-
9520210	Genomics and Ethics	424,877	1,642,312	-	1,217,435	-	535,404	682,031	-	-	-	-
9520211	HWLI	7	731,467	-	731,460	-	433,933	297,527	-	-	-	-
9520212	HMT	-	4,012,787	9,795	4,002,992	-	894,908	2,035,194	34,609	98,667	808,074	131,539
9520213	Cancer Biology (BC)	-	4,986,242	3,802	4,982,440	-	1,165,087	3,267,779	215,536	288,702	45,643	(307)

THE MEDICAL COLLEGE OF WISCONSIN, INC.
 ADVANCING A HEALTHIER WISCONSIN PROGRAM

Schedule 1

Schedule of Program Expenditures by Award

Award #	Award Short Name	Closed - Funds	Adjusted Total	Outstanding	Life To Date	2003 to 2008	2009 to 2013	2014 to 2018	Jan - Jun 2019	FY2020	FY2021	FY2022
		Returned to AHW	Award	Commitments	Expenditures	Expenditures	Expenditures	Expenditures	Expenditures	Expenditures	Expenditures	Expenditures
9520214	Redox Biology Program	\$ 195,466	1,600,000	-	1,404,534	-	19,611	1,370,313	13,814	2,508	(1,713)	-
9520217	Neuronal Synaptic	90,239	3,042,309	-	2,952,070	-	671,828	2,280,242	-	-	-	-
9520218	Newborn Anesthesia	146	600,000	-	599,854	-	383,413	216,441	-	-	-	-
9520222	Population Sciences	-	5,213,811	95,521	5,118,290	-	633,071	2,895,011	190,407	400,200	902,867	96,734
9520223	TPM	517,920	4,451,345	-	3,933,425	-	734,434	2,509,474	160,938	339,067	189,284	229
9520226	PCORP	46,123	900,000	190	853,687	-	52,148	799,229	2,310	-	-	-
9520227	Cancer Biomarkers	10,003	1,309,260	-	1,299,257	-	598,959	700,299	-	-	-	-
9520236	Computational Medicine	2,144,377	2,167,909	-	23,532	-	-	-	-	-	-	-
9520237	CMEP-Planning Phase	460,503	4,023,658	-	3,563,155	-	1,120,185	2,442,971	-	-	-	-
9520259	MEG Research	66,878	694,124	-	627,246	-	22,226	605,020	-	-	-	-
9520265	Early Detection of MCI	490,773	800,000	-	309,227	-	-	309,227	-	-	-	-
9520277	PHI Diabetes	124,567	1,800,000	-	1,675,433	-	283,030	1,392,403	-	-	-	-
9520288	Clinical Effectiveness	74,587	300,000	-	225,413	-	-	225,413	-	-	-	-
9520298	FPAD Program	11,326	1,943,400	-	1,932,074	-	-	1,714,430	119,303	99,681	(1,339)	-
9520392	Cross Cutting Program	267,514	698,832	-	431,318	-	-	428,259	3,058	-	-	-
2009 to 2013 Awards		7,122,193	79,728,464	109,308	72,496,962	-	29,607,273	35,906,647	1,307,578	2,756,882	2,684,713	233,868
F												
9520311	CVC Signature Programs	-	4,000,000	339,738	3,660,262	-	-	1,741,626	338,138	803,467	447,012	330,019
9520312	Develop Health Leaders	170	45,556	-	45,386	-	-	45,386	-	-	-	-
9520320	Eradicate AIDS	1,369	999,395	-	998,026	-	-	998,026	-	-	-	-
9520321	CE Core Planning	42,067	121,000	-	78,933	-	-	78,933	-	-	-	-
9520350	Develop AAP	41,699	969,426	-	927,727	-	-	922,698	7,126	(2,097)	-	-
9520351	STEP-UP	-	925,915	(2,106)	928,021	-	-	516,977	105,139	165,722	140,184	-
9520353	REP Responsive	11,171	200,000	-	188,829	-	-	188,829	-	-	-	-
9520355	REP Responsive	384	200,000	-	199,616	-	-	199,616	-	-	-	-
9520357	MRI Technology	44	500,000	-	499,956	-	-	499,956	-	-	-	-
9520363	Nervous System Trauma	1,850	1,053,108	-	1,051,258	-	-	822,906	124,586	103,766	150	(150)
9520364	REP Responsive	6,173	200,000	-	193,827	-	-	193,827	-	-	-	-
9520366	REP Responsive	11,233	200,000	-	188,767	-	-	188,767	-	-	-	-
9520369	Pharmacy School	24,058	3,024,132	5,659	2,994,415	-	-	2,994,415	-	-	-	-
9520370	REP Responsive	1,394	200,000	-	198,606	-	-	198,606	-	-	-	-
9520371	REP Responsive	4,641	200,000	-	195,359	-	-	195,359	-	-	-	-
9520372	CTSI PCCTRP	865,622	5,327,956	(7,756)	4,470,091	-	-	2,279,491	449,087	799,132	708,881	233,499
9520373	CE Core Implement	754	2,399,420	-	2,398,666	-	-	1,670,688	357,159	316,636	54,183	-
9520376	Stroke Survivors	-	1,003,673	182,188	821,485	-	-	390,831	59,265	117,070	148,844	105,475
9520377	REP Responsive	636	200,000	-	199,364	-	-	199,364	-	-	-	-
9520378	REP Responsive	18,535	199,137	-	180,602	-	-	180,602	-	-	-	-
9520379	REP Responsive	14,244	200,000	-	185,756	-	-	185,756	-	-	-	-
9520381	REP Responsive	1,011	200,000	-	198,989	-	-	198,989	-	-	-	-
9520382	REP Responsive	55	200,000	-	199,945	-	-	199,945	-	-	-	-
9520391	REP Responsive	199,569	199,569	-	-	-	-	-	-	-	-	-
9520416	GME Development	65,823	369,060	-	303,237	-	-	301,167	2,069	-	-	-
9520419	Joint BME Dept	-	2,000,000	414,671	1,585,329	-	-	165,145	87,027	250,344	451,536	631,277
9520423	REP Responsive	987	200,000	-	199,013	-	-	160,060	38,952	-	-	-
9520424	REP Responsive	3,191	200,000	-	196,809	-	-	163,218	33,591	-	-	-
9520425	Precision Medicine	-	1,500,000	12,427	1,487,573	-	-	445,965	147,438	391,066	268,626	234,477
9520426	REP Responsive	20,089	200,000	-	179,911	-	-	166,463	13,448	-	-	-
9520427	Collaborative for CHDS	-	5,000,000	2,482,421	2,517,579	-	-	464,765	339,123	573,977	526,015	613,698
9520429	REP Responsive	29,350	200,000	-	170,650	-	-	145,230	25,420	-	-	-
9520430	REP Responsive	16,180	200,000	-	183,820	-	-	171,606	12,213	-	-	-
9520440	REP Responsive	1,576	200,000	-	198,424	-	-	143,955	52,065	2,404	-	-
9520444	Underlying TBI	-	1,000,000	(1,009)	1,001,009	-	-	270,870	121,286	235,779	222,242	150,831
9520449	COME ALIVE MKE	-	2,800,000	889,982	1,910,018	-	-	341,761	200,725	479,011	381,453	507,067
9520450	REP Responsive	13,974	200,000	-	186,026	-	-	77,443	51,206	57,377	-	-
9520451	REDIRECT	-	5,000,000	1,227,205	3,772,795	-	-	814,720	456,273	907,969	850,839	742,995
9520452	REP Responsive	85	200,000	-	199,915	-	-	30,492	53,622	115,801	-	-
9520453	REP Responsive	28,148	200,000	-	171,852	-	-	70,815	51,859	40,376	8,802	-
9520454	REP Responsive	29,119	200,000	-	170,881	-	-	57,123	27,654	86,104	-	-
9520456	REP Responsive	5,303	200,000	-	194,697	-	-	92,821	48,985	52,770	120	-
9520457	Pancreas Cancer	-	7,224,689	3,983,537	3,241,152	-	-	748,782	240,688	797,998	651,401	802,283
9520458	REP Responsive	3,283	200,000	-	196,717	-	-	72,260	39,089	85,368	-	-
9520461	REP Responsive	4,394	200,000	-	195,606	-	-	92,210	52,209	51,186	-	-
9520462	Cognitive NRP	-	2,000,000	765,202	1,234,798	-	-	87,216	68,955	311,864	377,475	389,288
9520480	REP Responsive	44,659	200,000	-	155,341	-	-	47,826	50,349	57,166	-	-
9520482	Neurological Program	-	3,000,000	1,495,823	1,504,177	-	-	227,432	5,241	176,906	457,502	637,096
9520491	REP Responsive	-	200,000	27	199,973	-	-	-	49,889	74,868	75,410	(195)
9520493	REP Responsive	-	200,000	(87)	200,087	-	-	-	41,071	80,791	77,227	998
9520494	REP Responsive	-	200,000	(170)	200,170	-	-	-	30,049	97,749	72,371	-
9520495	REP Responsive	-	199,022	(492)	199,514	-	-	-	29,137	102,883	67,493	-
9520496	REP Responsive	-	200,000	1,524	198,476	-	-	-	47,209	82,077	69,189	-

THE MEDICAL COLLEGE OF WISCONSIN, INC.
ADVANCING A HEALTHIER WISCONSIN PROGRAM

Schedule 1

Schedule of Program Expenditures by Award

Award #	Award Short Name	Closed - Funds Returned to AHW	Adjusted Total Award	Outstanding Commitments	Life To Date Expenditures	2003 to 2008 Expenditures	2009 to 2013 Expenditures	2014 to 2018 Expenditures	Jan - Jun 2019 Expenditures	FY2020 Expenditures	FY2021 Expenditures	FY2022 Expenditures
9520497	REP Responsive	\$ -	200,000	29,886	170,114	-	-	-	6,419	36,143	118,520	9,033
2014 to 2018 Awards		1,512,838	56,661,058	11,818,672	43,329,548	-	-	20,450,943	3,863,765	7,451,674	6,175,476	5,387,691
F												
9520498	MS in Global Health	-	488,683	42,981	445,702	-	-	-	39,979	147,745	138,066	119,912
9520499	Genetic Counseling MS	-	1,301,461	445,846	855,615	-	-	-	-	183,777	299,312	372,526
9520500	GSPMC Simulation Unit	-	4,000,000	2,336,392	1,663,609	-	-	-	29,608	392,689	533,176	708,136
9520501	Small Investments	92,487	100,000	-	7,513	-	-	-	-	5,165	2,223	125
9520502	Integration Hub	-	839,446	279,774	559,671	-	-	-	78,334	154,167	149,070	178,100
9520504	Research Office	-	5,000,000	3,478,244	1,521,756	-	-	-	17,213	281,585	512,521	710,437
Jan - Jun 2019 Awards		92,487	11,729,590	6,583,236	5,053,866	-	-	-	165,134	1,165,128	1,634,368	2,089,235
F												
9520519	Ped Heart Disease	-	3,000,000	1,743,233	1,256,767	-	-	-	-	262,190	205,880	788,696
9520541	OTO Clinomics	-	1,200,000	633,778	566,222	-	-	-	-	96,355	221,854	248,013
9520546	Precision Medicine	-	518,120	310,762	207,358	-	-	-	-	30,977	121,170	55,212
9520547	DrPH in Public Health	-	702,478	341,118	361,360	-	-	-	-	46,036	153,021	162,302
9520551	Urgent Response Award	871	145,168	-	144,297	-	-	-	-	52,346	91,951	-
9520552	Urgent Response Award	3,935	508,388	-	504,453	-	-	-	-	54,750	449,703	-
9520553	Urgent Response Award	-	489,059	(15,383)	504,442	-	-	-	-	353,188	147,719	3,535
9520554	Urgent Response Award	11,209	97,594	-	86,385	-	-	-	-	5,789	80,596	-
9520556	Urgent Response Award	14,880	498,931	-	484,051	-	-	-	-	68,577	415,294	-
9520557	Urgent Response Award	28,304	144,171	-	115,867	-	-	-	-	10,808	96,733	8,327
9520558	Urgent Response Award	-	382,664	(10)	382,674	-	-	-	-	11,198	371,476	-
9520559	Preceptor Award	431	6,167	-	5,735	-	-	-	-	1,408	4,327	-
9520560	REP Responsive	-	250,000	123,182	126,818	-	-	-	-	-	43,961	82,856
9520561	REP Responsive	-	250,000	3,760	246,240	-	-	-	-	-	113,621	132,619
9520562	Preceptor Award	641	6,167	-	5,526	-	-	-	-	1,440	4,085	-
9520563	Urgent Response Award	107,303	144,086	-	36,783	-	-	-	-	3,763	33,020	-
9520566	Preceptor Award	409	6,167	-	5,757	-	-	-	-	-	5,757	-
9520567	Student Inclusion	-	398,561	259,378	139,183	-	-	-	-	-	71,468	67,715
Rescinded 1	Resting Metabolic Rate	250,000	250,000	-	-	-	-	-	-	-	-	-
Rescinded 2	Artificial Sweeteners	250,000	250,000	-	-	-	-	-	-	-	-	-
9520568	Preceptor Award	3,943	6,167	-	2,224	-	-	-	-	-	2,224	-
9520582	Translational Study	-	250,000	156,302	93,698	-	-	-	-	-	37,964	55,733
5520408	Responsive Fund	11,042	127,510	-	116,468	-	-	-	-	116,468	-	-
5520409	Strategic Fund	5,068	158,520	-	153,452	-	-	-	-	153,452	-	-
5520512	Pathway Initiatives	143,809	379,805	-	235,996	-	-	-	-	235,996	-	-
Fiscal Year 2020 Awards		831,845	10,169,721	3,556,121	5,781,755	-	-	-	-	1,504,921	2,671,826	1,605,008
F												
9520594	Solutions to Lead	-	400,000	244,586	155,414	-	-	-	-	-	39,210	116,204
9520598	Cross Cutting Program	-	535,097	434,112	100,985	-	-	-	-	-	16,933	84,052
9520600	WVPP	-	216,000	48,778	167,222	-	-	-	-	-	24,002	143,221
9520601	Smoking Cessation	-	393,627	337,055	56,572	-	-	-	-	-	18,406	38,166
9520602	WAPP	-	32,403	4,925	27,478	-	-	-	-	-	21,005	6,473
9520603	Cross Cutting Program	-	1,049,428	964,446	84,981	-	-	-	-	-	5,333	79,648
9520606	Mentor Program	-	2,465,245	2,284,749	180,496	-	-	-	-	-	13,204	167,292
Rescinded 3	MORE	100,620	100,620	-	-	-	-	-	-	-	-	-
9520614	Bridging The Gap	-	250,000	136,008	113,992	-	-	-	-	-	-	113,992
9520615	Origin of Fibroblasts	-	3,100,000	2,706,075	393,925	-	-	-	-	-	-	393,925
9520616	Sickle Cell Disease	-	250,000	152,300	97,700	-	-	-	-	-	-	97,700
9520617	Health Disparities	-	1,500,000	1,241,388	258,612	-	-	-	-	-	-	258,612
9520618	Neuronal Development	-	250,000	183,306	66,694	-	-	-	-	-	-	66,694
9520619	Cross Cutting Program	-	1,449,428	1,330,738	118,690	-	-	-	-	-	-	118,690
9520620	Molecular Pathogenesis	-	300,000	220,893	79,107	-	-	-	-	-	-	79,107
9520623	Transgender Profile	-	250,000	190,525	59,475	-	-	-	-	-	-	59,475
9520624	Vaccine Confidence	-	230,000	10,252	219,748	-	-	-	-	-	-	219,748
9520625	Clean Air	-	400,000	286,819	113,181	-	-	-	-	-	-	113,181
9520626	Iyengar Yoga	-	250,000	169,412	80,588	-	-	-	-	-	-	80,588
9520627	Human Holobiont	-	1,500,000	1,250,157	249,843	-	-	-	-	-	-	249,843
9520629	Immuno-Oncology	-	5,600,000	5,483,802	116,198	-	-	-	-	-	-	116,198
9520630	Aphasia Recovery	-	283,737	220,960	62,777	-	-	-	-	-	-	62,777
5520408	Responsive Fund	313	500	-	187	-	-	-	-	-	187	-
5520409	Strategic Fund	188	-	-	(188)	-	-	-	-	-	(188)	-
5520512	Pathway Initiatives	49,302	51,683	-	2,381	-	-	-	-	-	2,381	-
Institutional Accrual										(9,684)	9,684	-
Fiscal Year 2021 Awards		150,423	20,857,768	17,901,284	2,806,060	-	-	-	-	(9,684)	150,158	2,665,587
F												
9520605	FY22 MER Programming	-	766,226	215,327	550,899	-	-	-	-	-	-	550,899
9520605	FY23 MER Programming	-	832,798	832,798	-	-	-	-	-	-	-	-
9520632	Lung Research Program	-	1,500,000	1,383,081	116,919	-	-	-	-	-	-	116,919

THE MEDICAL COLLEGE OF WISCONSIN, INC.
ADVANCING A HEALTHIER WISCONSIN PROGRAM

Schedule 1

Schedule of Program Expenditures by Award

Award #	Award Short Name	Closed - Funds	Adjusted Total	Outstanding	Life To Date	2003 to 2008	2009 to 2013	2014 to 2018	Jan - Jun 2019	FY2020	FY2021	FY2022
		Returned to AHW	Award	Commitments	Expenditures	Expenditures	Expenditures	Expenditures	Expenditures	Expenditures	Expenditures	Expenditures
9520639	Neuroinflammation	\$ -	500,000	443,247	56,753	-	-	-	-	-	-	56,753
9520640	Lung-Brain Axis	-	500,003	460,586	39,417	-	-	-	-	-	-	39,417
9520649	Precision Medicine 2.0	-	1,000,000	1,000,000	-	-	-	-	-	-	-	-
9520650	Protein Structures	-	5,500,000	5,500,000	-	-	-	-	-	-	-	-
9520651	Family Perspectives	-	200,000	200,000	-	-	-	-	-	-	-	-
9520652	Commercialize QRF+	-	199,580	199,580	-	-	-	-	-	-	-	-
9520658	Low Back Pain	-	199,529	199,529	-	-	-	-	-	-	-	-
9520659	RNA Therapy	-	200,000	200,000	-	-	-	-	-	-	-	-
9520660	Cardiovascular Health	-	200,000	200,000	-	-	-	-	-	-	-	-
9520661	Covariate Parameters	-	200,000	200,000	-	-	-	-	-	-	-	-
9520672	Community Outreach	-	199,877	199,877	-	-	-	-	-	-	-	-
9520673	Hand Dexterity	-	200,000	200,000	-	-	-	-	-	-	-	-
tbd	Learning Event	-	100,000	100,000	-	-	-	-	-	-	-	-
tbd	Surgical Disparities	-	1,091,200	1,091,200	-	-	-	-	-	-	-	-
tbd	Cancer Pathways	-	5,500,000	5,500,000	-	-	-	-	-	-	-	-
tbd	Small Vascular Graft	-	200,000	200,000	-	-	-	-	-	-	-	-
tbd	Long COVID Symptoms	-	200,000	200,000	-	-	-	-	-	-	-	-
tbd	Cardiomyopathy	-	200,000	200,000	-	-	-	-	-	-	-	-
tbd	Structural Discrimination	-	200,000	200,000	-	-	-	-	-	-	-	-
tbd	Gun Violence Survivors	-	200,000	200,000	-	-	-	-	-	-	-	-
tbd	Improve Healthy Minds	-	200,000	200,000	-	-	-	-	-	-	-	-
tbd	Reduce Opioid Overdose	-	199,001	199,001	-	-	-	-	-	-	-	-
Rescinded 4	Amputation Related Pain	200,000	200,000	-	-	-	-	-	-	-	-	-
tbd	MHFA Training	-	197,400	197,400	-	-	-	-	-	-	-	-
tbd	Micro-Credential Pilot	-	199,654	199,654	-	-	-	-	-	-	-	-
tbd	Moving to Healing	-	199,999	199,999	-	-	-	-	-	-	-	-
Institutional Accrual												(6,167)
Fiscal Year 2022 Awards		200,000	21,085,267	20,121,279	763,988	-	-	-	-	-	-	757,822
		F										
	Research and Education Program											
	Grants Total \$	16,898,891	239,965,474	60,089,900	162,976,682	17,383,429	44,721,655	56,604,281	5,336,477	12,868,920	13,316,541	12,739,211 ✓
		F										

Tickmark Legend

F: Footed

✓: KPMG obtained the underlying detail of award expenditures from 7/1/2021 - 6/30/2022. KPMG filtered the detail by fiscal year and agreed to the respective audited financial statements, without exception. KPMG filtered the detail for the respective period and agreed to this schedule without exception.

THE MEDICAL COLLEGE OF WISCONSIN, INC.
ADVANCING A HEALTHIER WISCONSIN PROGRAM

Schedule of Program Expenditures by Award

	<u>Closed - Funds</u>	<u>Adjusted Total</u>	<u>Outstanding</u>	<u>Life To Date</u>	<u>2003 to 2008</u>	<u>2009 to 2013</u>	<u>2014 to 2018</u>	<u>Jan - Jun 2019</u>	<u>FY2020</u>	<u>FY2021</u>	<u>FY2022</u>
	<u>Returned to AHW</u>	<u>Award</u>	<u>Commitments</u>	<u>Expenditures</u>	<u>Expenditures</u>	<u>Expenditures</u>	<u>Expenditures</u>	<u>Expenditures</u>	<u>Expenditures</u>	<u>Expenditures</u>	<u>Expenditures</u>
Total Healthier Wisconsin Partnership Program Grants	5,660,292	101,161,876	21,666,850	73,834,734	11,597,213	19,484,096	22,940,825	2,801,339	5,226,184	5,920,380	5,855,508
Total Research and Education Program Grants	16,898,891	239,965,474	60,089,900	162,976,682	17,383,429	44,721,655	56,604,281	5,336,477	12,868,920	13,316,541	12,739,211
Advancing a Healthier Wisconsin Program Total	\$ 22,559,183	\$ 341,127,350	\$ 81,756,750	\$ 236,811,416	\$ 28,980,642	\$ 64,205,752	\$ 79,545,106	\$ 8,137,817	\$ 18,095,104	\$ 19,236,922	\$ 18,594,719
	F										
Administrative:											
Healthier Wisconsin Partnership Program	969,803	13,193,749	1,441,103	10,794,160	2,711,653	2,018,375	3,398,022	540,415	491,358	915,769	749,214
Research and Education Program	2,758,617	15,504,884	2,571,222	10,196,063	371,894	1,273,616	4,283,139	878,934	831,408	1,385,394	1,382,654
Administrative Total	\$ 3,728,420	\$ 28,698,633	\$ 4,012,324	\$ 20,990,223	\$ 3,083,547	\$ 3,291,992	\$ 7,681,161	\$ 1,419,349	\$ 1,322,766	\$ 2,301,163	\$ 2,131,868
	F										
Grand Total	\$ 26,287,603	\$ 369,825,983	\$ 85,769,074	\$ 257,801,639	\$ 32,064,190	\$ 67,497,743	\$ 87,226,267	\$ 9,557,166	\$ 19,417,870	\$ 21,538,085	\$ 20,726,587
	F										

Tickmark Legend

F: Footed

✓: KPMG obtained the underlying detail of award expenditures from 7/1/2021 - 6/30/2022. KPMG filtered the detail by fiscal year and agreed to the respective audited financial statements, without exception. KPMG filtered the detail for the respective period and agreed to this schedule without exception.

**THE MEDICAL COLLEGE OF WISCONSIN, INC.
ADVANCING A HEALTHIER WISCONSIN PROGRAM**

Schedule of Endowment Balances

(In thousands)

	June 30, 2022	
AHW Healthier Wisconsin Partnership Program	\$ 137,341	
AHW Research and Education Program	255,253	
Total endowed funds	392,594	✓
	F	
AHW Healthier Wisconsin Partnership Program Spendable Fund	27,693	
AHW Research and Education Program Spendable Fund	38,425	
Total spendable income funds	66,118	✓
	F	
Total	\$ 458,712	✓
	F	

Tickmark Legend

F: Footed

✓: KPMG agreed to the audited financial statements.

**THE MEDICAL COLLEGE OF WISCONSIN, INC.
ADVANCING A HEALTHIER WISCONSIN PROGRAM**

Schedule 3A

Schedule of Administrative Expense

		<u>FY 6/30/2022</u>	
Total administrative expenditure	A	\$ 2,131,868	
Total program expenditure		18,594,718	
Total expenditures	B	<u>20,726,587</u>	✓
		F	
Average monthly endowment value (in thousands)	C	\$ 530,668	
Percentage of administrative expense to average monthly endowment value	(A/1000)/C =	0.40%	
Percentage of administrative expenditures to total expenses	A/B =	10.29%	
Total administrative expenditures tested		\$ 49,936	☒

Tickmark Legend

FY: Fiscal Year

✓: KPMG agreed to the respective audited financial statements.

F: Footed

☒: Agrees to samples at Schedule 3B.

**THE MEDICAL COLLEGE OF WISCONSIN, INC.
ADVANCING A HEALTHIER WISCONSIN PROGRAM**

Schedule 3B

Administrative Expenditure Samples

Sample	Expenditure Period	Project number	Supplier name	Invoice Number	Transaction amount	Tickmark
<i>FY 2022 Public Health Awards</i>						
1	Feb-22	5510259	Bennett, Laura K	OIE439211	449.75	✓
2	May-22	5510259	Ehrenfeld, Jesse MD, MPH	OIE454576	232.47	✓
3	Jul-21	5510259	Wisconsin Philanthropy Network	5012	3,500.00	✓
4	Mar-22	5510259	Salesforce.com Inc.	21792918	13,648.06	✓
5	Jan-22	5510259	CJ and Associates Inc	0229231-IN	1,819.21	✓
<i>FY 2022 Medical Education and Research Awards</i>						
1	Apr-22	5520604	High Rock Strategies	081	13,000.00	✓
2	Jun-22	5520604	Orizaga, Sarah	OIE450828	258.05	✓
3	Jan-22	5520604	CJ and Associates Inc	0229231-IN	3,378.52	✓
4	Jul-21	5520604	Wisconsin Philanthropy Network	5012	6,500.00	✓
5	Sep-21	5520604	Faculty Salaries-Base	NULL	7,150.00	☑

Tickmark Legend

FY: Fiscal Year

✓: For external expenses, KPMG obtained supporting documentation including invoice, bank statement/check copy support, and purchase order (if applicable) and vouched that the administrative expense was appropriate and related to the Program.

☑: For internal expenses, KPMG obtained supporting documentation over the inter-department job charges invoice or transfer entry and journal entry support and vouched that the administrative expense was appropriate and related to the Program. KPMG notes that internal inter-department expenses are paid via a journal entry, as such, additional payment support is not considered necessary.

**THE MEDICAL COLLEGE OF WISCONSIN, INC.
ADVANCING A HEALTHIER WISCONSIN PROGRAM**

Procedure 15 Testwork

Procedures: For each award selected in Procedure 14, verify that the award documentation includes the following items

- a. Letter of intent (if required) with evidence of review and approval in accordance with the relevant RFA if applicable
- b. Full application with evidence of review and approval in accordance with the relevant RFA if applicable
- c. Documentation of non-supplanting review in alignment with the Program's non-supplanting policy
- d. Award letter or funding agreement indicating the amount awarded and funding period
- e. Documentation that budget and budget revisions (if requested) were approved in accordance with the relevant award administration manual, and indicate personnel expenses including base salaries that were at or below the NIH salary cap (if required) in the relevant RFA
- f. Documentation of changes to the award funding period (if requested)
- g. Award recipient orientation on materials in accordance with the relevant award administration manual
- h. Progress and final reporting requirements (if required) in accordance with the relevant award administration manual

		Procedures Performed							
Public Health Initiatives Sample	Award number	a	b	c	d	e	f	g	h
1	9510206	✓	✓	✓	N1	✓	N2	✓	N2
Education & Research Initiatives Sample	Award number	a	b	c	d	e	f	g	h
1	9520482	✓	✓	✓	✓	✓	N2	✓	N2
2	9520500	✓	✓	✓	✓	✓	✓	✓	✓
3	9520519	✓	✓	✓	✓	✓	N2	✓	N2
4	9520605	E1							

Tickmark Legend

✓: KPMG obtained the supporting documentation and performed the procedure outlined above.

N1: Per inquiry, a funding agreement is not applicable for this project as the project signed the Funding Agreements for each Community Partner project.

N2: This requirement is not applicable to this project.

E1: Award documentation under procedure 15 is not applicable to this project.

THE MEDICAL COLLEGE OF WISCONSIN, INC.
 ADVANCING A HEALTHIER WISCONSIN PROGRAM

Award Expenditures

Public Health Awards

Sample	Award name	Award number	A Expenditure population	✓ x Expenditures selected	✓ B Expenditures tested	B/A = Coverage percentage
1	Phase II Implementation: HWPP Strategic Component-WI Community Coalitions Behavioral Health Initiative (WCCBHI)	9510206	\$ 2,635,393	169,819	169,819	6%
			\$ 2,635,393	169,819	169,819	

Medical Education and Research Awards

Sample	Award name	Award number	A Expenditure population	✓ x Expenditures selected	✓ B Expenditures tested	B/A = Coverage percentage
1	Developing Innovative Translational Research Programs in Clinically Relevant Neurological Disorders	9520482	\$ 637,096	195,193	195,193	31%
2	Establishing Wisconsin's First Cancer Precision Medicine Simulation Unit	9520500	708,136	35,873	35,873	5%
3	Collaborative Research into the Etiology and Treatment of Pediatric and Congenital Heart Disease	9520519	788,696	47,257	47,257	6%
4	AHW Programming-Medical Education and Research	9520605	550,899	121,341	121,341	22%
			\$ 2,684,827	399,664	399,664	

Tickmark Legend

✓: KPMG agreed the total expenditure amount to the total transaction amount per the underlying expenditure population without exception.

x: Agrees to the samples seen in Schedule 5B.

THE MEDICAL COLLEGE OF WISCONSIN, INC.
 ADVANCING A HEALTHIER WISCONSIN PROGRAM

Program Expenditure Testwork

Sample	Award type	Award number	Expenditure selected	Expenditure description	Expenditure ID	TM	TM
1	Public Health	9510206	\$ 47,212	Subcontracts greater than \$25,000	Q4 YR4	<input checked="" type="checkbox"/>	<input checked="" type="checkbox"/>
2	Public Health	9510206	101,890	Subcontracts greater than \$25,000	024BH	<input checked="" type="checkbox"/>	<input checked="" type="checkbox"/>
3	Public Health	9510206	8,000	Consultants	02-1803823	<input checked="" type="checkbox"/>	<input checked="" type="checkbox"/>
4	Public Health	9510206	7,005	Staff Salaries-Base	n/a	<input checked="" type="checkbox"/>	<input checked="" type="checkbox"/>
5	Public Health	9510206	5,712	Faculty Salaries-Base	n/a	<input checked="" type="checkbox"/>	<input checked="" type="checkbox"/>
			\$ 169,819				
6	Medical Education & Research	9520482	\$ 182,877	Equipment and Furnishings-Research	90053339P	<input checked="" type="checkbox"/>	<input checked="" type="checkbox"/>
7	Medical Education & Research	9520482	38	DNA Sequencing	52019	<input checked="" type="checkbox"/>	<input checked="" type="checkbox"/>
8	Medical Education & Research	9520482	2,442	Research Instruments less than \$5,000	8804506684	<input checked="" type="checkbox"/>	<input checked="" type="checkbox"/>
9	Medical Education & Research	9520482	3,619	Supplies-Research	8806045936	<input checked="" type="checkbox"/>	<input checked="" type="checkbox"/>
10	Medical Education & Research	9520482	6,217	Faculty Salaries-Base	NULL	<input checked="" type="checkbox"/>	<input checked="" type="checkbox"/>
			\$ 195,193				
11	Medical Education & Research	9520500	\$ 20,948	Equipment and Furnishings-Research	93089658	<input checked="" type="checkbox"/>	<input checked="" type="checkbox"/>
12	Medical Education & Research	9520500	1,762	Faculty Salaries-Base	NULL	<input checked="" type="checkbox"/>	<input checked="" type="checkbox"/>
13	Medical Education & Research	9520500	3,350	Molecular Supplies	27782	<input checked="" type="checkbox"/>	<input checked="" type="checkbox"/>
14	Medical Education & Research	9520500	3,900	Electronic Subscriptions	OIE407605	<input checked="" type="checkbox"/>	<input checked="" type="checkbox"/>
15	Medical Education & Research	9520500	5,913	Supplies-Computer Software and Licenses	2022DSAC025577	<input checked="" type="checkbox"/>	<input checked="" type="checkbox"/>
			\$ 35,873				
16	Medical Education & Research	9520519	\$ 5,354	Staff Salaries-Base	NULL	<input checked="" type="checkbox"/>	<input checked="" type="checkbox"/>
17	Medical Education & Research	9520519	3,431	Tissue Culture	90270915	<input checked="" type="checkbox"/>	<input checked="" type="checkbox"/>
18	Medical Education & Research	9520519	20,501	Equipment and Furnishings-Research	80546080	<input checked="" type="checkbox"/>	<input checked="" type="checkbox"/>
19	Medical Education & Research	9520519	3,010	Legal	7762	<input checked="" type="checkbox"/>	<input checked="" type="checkbox"/>
20	Medical Education & Research	9520519	14,960	Maintenance and Service Agreements	106078	<input checked="" type="checkbox"/>	<input checked="" type="checkbox"/>
			\$ 47,256				
21	Medical Education & Research	9520605	\$ 3,250	Events	6219305	<input checked="" type="checkbox"/>	<input checked="" type="checkbox"/>
22	Medical Education & Research	9520605	2,365	Staff Salaries-Base	NULL	<input checked="" type="checkbox"/>	<input checked="" type="checkbox"/>
23	Medical Education & Research	9520605	52,000	Contractual Services	8048	<input checked="" type="checkbox"/>	<input checked="" type="checkbox"/>
24	Medical Education & Research	9520605	60,000	Contractual Services	INV 6211517	<input checked="" type="checkbox"/>	<input checked="" type="checkbox"/>
25	Medical Education & Research	9520605	3,726	Faculty Salaries-Base	NULL	<input checked="" type="checkbox"/>	<input checked="" type="checkbox"/>
			\$ 121,341				

Tickmark Legend

x: For payroll related expenses, KPMG obtained from management the employee's related payroll support (e.g. Payroll Summary or approved budget data form showing the employee's percentage of time allocated to the Program and annual salary. KPMG then further recalculated the employee's payroll expense per percentage allocation and agreed the amount to the underlying detailed list of expenditures).

: For external expenses, KPMG obtained supporting documentation including the invoice, bank statement/check copy/remittance advice support, and budget approval for the corresponding expense.

✓: KPMG validated it was an allowable expense by checking supporting documentation to ensure it was not in an unallowable expense category and verified it was spent during the approved budget period.