

Map of Comprehensive Health Insurers - Individual Market

Tips for downloading the data

OCI recommends use of the Google Chrome browser for best results.

These instructions will show you how to download map data for all Comprehensive Health Plans being offered in Wisconsin for a specific plan year.

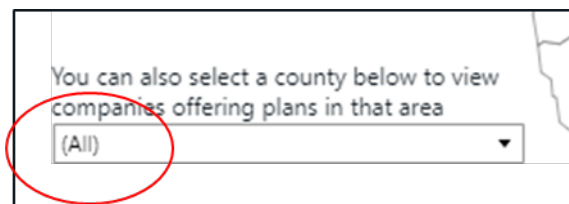
Note: You can also narrow your selection by year, county, or company using the drop-down selection boxes.

1. To download all Comprehensive Health Plans being offered in a plan year for all WI counties, including all companies, follow the steps below:

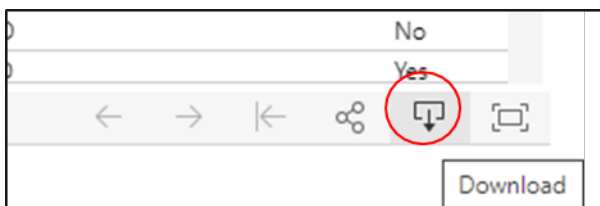
2. Select a Plan Year



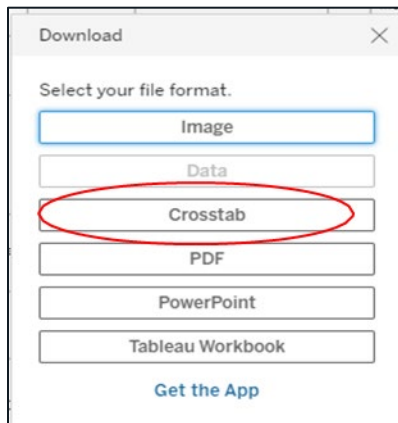
3. Select **All** for counties



4. Click the **Download** icon



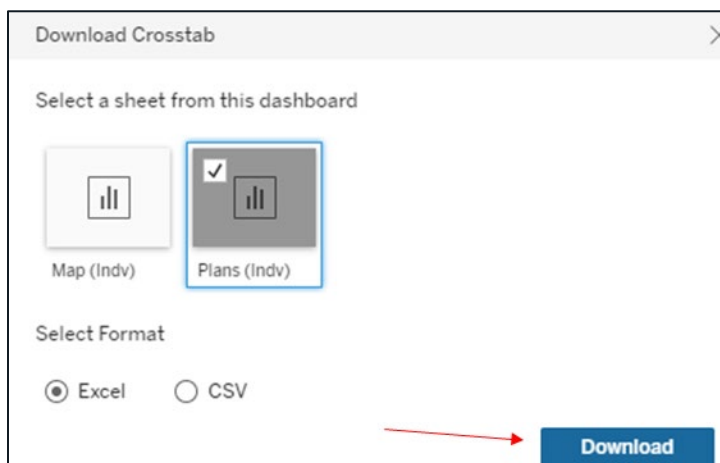
5. Click **Crosstab**



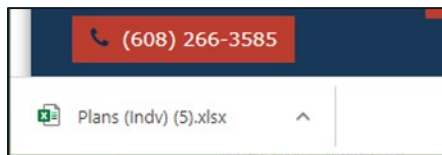
6. To select, click **Plans (Indv)**

7. To select Format, click **Excel** or **CSV**

8. Click **Download**



9. The file should be downloaded and appear in the lower left corner of your browser window.



10. You should now be able to open the Excel spreadsheet containing all counties, all companies offering Comprehensive Health Plans in the State of Wisconsin for your requested plan year.