



**AW** ADVANCING A HEALTHIER  
WISCONSIN ENDOWMENT

MEDICAL COLLEGE OF WISCONSIN

# **ADVANCING A HEALTHIER WISCONSIN ENDOWMENT PROGRAM AUDIT**

July 1, 2023 - June 30, 2024

# TABLE OF CONTENTS



## **Advancing a Healthier Wisconsin Endowment Letter**

July 8, 2021

## **Office of the Commissioner of Insurance Letter**

August 10, 2021

## **Medical College of Wisconsin Management Letter**

October 22, 2024

## **Independent Accountants' Agreed-Upon Procedures Report**

October 22, 2024

July 8, 2021

The Honorable Mark Afable  
Commissioner  
Wisconsin Office of the Commissioner of Insurance  
PO Box 7873  
Madison, WI 53707-7873

The Honorable Nathan Houdek  
Deputy Commissioner  
Wisconsin Office of the Commissioner of Insurance  
PO Box 7873  
Madison, WI 53707-7873

Dear Commissioner Afable and Deputy Commissioner Houdek:

On behalf of the Medical College of Wisconsin (MCW), and MCW's Advancing a Healthier Wisconsin (AHW) Endowment, we are seeking approval for AHW's program audit process.

Program audits are required as indicated in the following clause in the March 28, 2000 order from the Wisconsin Commissioner of Insurance:


*PROGRAM AND FINANCIAL AUDITS*

*At least every five years the University of Wisconsin Foundation/University of Wisconsin Medical School and the Medical College of Wisconsin shall obtain a program and financial audit from the Legislative Audit Bureau or from an independent firm approved by, or selected under standards approved by, the Commissioner, and shall submit the audit report to the PCHOAC, Board of Regents or Board of Trustees, and the Wisconsin United for Health Foundation, Inc., if still in existence.*

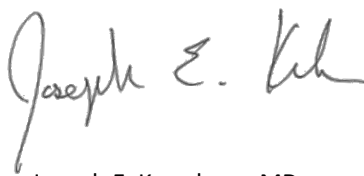
AHW's past practice has been to conduct a program audit every five years, with the most recent audit completed for the period of January 1, 2014 to December 31, 2018. We are seeking approval to conduct the program audit annually. To accomplish the shift in timeline, an audit for the period of January 1, 2019 to June 30, 2021 is being proposed, with annual audits thereafter beginning for the period of July 1, 2021 to June 30, 2022. We request the program audits be conducted by KPMG, through an agreed-upon procedures approach, as is consistent with the most recently completed audit. Conducting annual program audits will allow for more timely reports being made available to the public. AHW requests no change to the financial audit process, which is conducted annually by KPMG.

Thank you for your consideration of this request. We look forward to your response, along with continued partnership with you and your staff. If any additional information is needed, please do not hesitate to contact me.

Sincerely,



Jesse M. Ehrenfeld, MD, MPH  
Senior Associate Dean, School of Medicine  
Director, Advancing a Healthier Wisconsin Endowment  
Professor, Anesthesiology  
Medical College of Wisconsin



Joseph E. Kerschner, MD  
The Julia A. Uihlein, MA, Dean of the School of Medicine  
Provost and Executive Vice President  
Professor of Otolaryngology  
Microbiology and Immunology  
Medical College of Wisconsin



Wisconsin Office of the  
**COMMISSIONER**  
**OF INSURANCE**

Tony Evers, Governor of Wisconsin  
Mark Afable, Commissioner of Insurance

August 10, 2021

Jesse M. Ehrenfeld, MD  
Advancing a Healthier Wisconsin Endowment  
8701 W Watertown Plank Road  
Milwaukee, WI 53226-0509

*Sent via electronic mail to: [jehrenfeld@mcw.edu](mailto:jehrenfeld@mcw.edu)*

Dear Dr. Ehrenfeld:

We approve your request to conduct Advancing a Healthier Wisconsin's program audit annually, including the timeline and approach as described in your letter on July 8, 2021.

Sincerely,

A handwritten signature in black ink, appearing to read "Mark V. Afable". The signature is fluid and cursive, with the first and last names being more prominent.

Mark V. Afable

Commissioner of Insurance

cc: Deputy Commissioner Nathan Houdek

Dr. Joseph E. Kerschner



knowledge changing life

October 22, 2024

KPMG LLP  
833 E Michigan Street  
Suite 1050  
Milwaukee, Wisconsin 53202

Ladies and Gentlemen:

In connection with your engagement to perform agreed-upon procedures to determine the Medical College of Wisconsin, Inc.'s (MCW) compliance with the order issued by the Office of the Commissioner of Insurance of the State of Wisconsin in the Finding of Fact, Conclusion of Law, and Order issued March 2000 (the Order) as applied to the Advancing a Healthier Wisconsin Program (the Program) for the period from July 1, 2023 to June 30, 2024, we confirm, to the best of our knowledge and belief, as of October 22, 2024 the following representations made to you during your agreed-upon procedures engagement:

1. We acknowledge our responsibility for MCW's compliance with the Order's requirements from the period from July 1, 2023 to June 30, 2024.
2. We agree to the procedures performed and acknowledge that they are appropriate for the intended purpose of the engagement to determine MCW's compliance with the Order's requirements for the period from July 1, 2023 to June 30, 2024.
3. We obtained, from all necessary parties, agreement to the procedures and acknowledgement that the procedures are appropriate for their purposes and provided to you written acknowledgement from those parties.
4. We have provided you with access to all relevant information and access, as applicable, as agreed upon in the terms of the engagement.
5. There are no known matters contradicting the subject matter and there have been no communications from regulatory agencies or others affecting the subject matter, including between the end of the period addressed by the subject matter and the date of the agreed-upon procedures report.
6. We are not aware of any material misstatements in the subject matter.
7. There are no known subsequent events to the period from July 1, 2023 to June 30, 2024 that would have a material effect on the subject matter.

Very truly yours,

The Medical College of Wisconsin, Inc.



---

John R. Raymond, Sr., M.D.

*President and Chief Executive Officer*



---

Shelisa A. Dalton, MBA

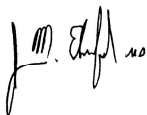
*Chief Financial Officer*



---

Pamela J. Stanick, CPA

*Vice President for Finance and Treasury*



---

Jesse M. Ehrenfeld, M.D., M.P.H.

*Director of the Advancing a Healthier Wisconsin Endowment and  
Senior Associate Dean at the Medical College of Wisconsin School of Medicine*



KPMG LLP  
Suite 1050  
833 East Michigan Street  
Milwaukee, WI 53202-5337

## Independent Accountants' Agreed-Upon Procedures Report

The Medical College of Wisconsin, Inc.:

We have performed the procedures enumerated below to determine The Medical College of Wisconsin, Inc.'s (MCW) compliance with the order issued by the Office of the Commissioner of Insurance of the State of Wisconsin in the Finding of Fact, Conclusion of Law, and Order issued March 28, 2000 (the Order) as applied to the Advancing a Healthier Wisconsin Program (the Program) for the fiscal year ended June 30, 2024. MCW is responsible for its compliance with the Order's requirements.

MCW has agreed to and acknowledged that the procedures performed are appropriate to meet the intended purpose of determining their compliance with the Order's requirements for the fiscal year ended June 30, 2024. This report may not be suitable for any other purpose. Additionally, the Office of the Commissioner of Insurance of the State of Wisconsin has agreed to and acknowledged that the procedures performed are appropriate for its purposes. No other parties have agreed to or acknowledged the appropriateness of these procedures for the intended purpose or any other purpose.

The procedures performed may not address all the items of interest to a user of this report and may not meet the needs of all users of this report and, as such, users are responsible for determining whether the procedures performed are appropriate for their purposes. We make no representation regarding the appropriateness of the procedures either for the intended purpose or for any other purpose.

The procedures and the associated findings are as follows:

### Financial Statements and Required Reporting

1. Inquire of management whether an independent annual financial audit covering grant and administrative expense between July 1, 2023 and June 30, 2024, has been completed in compliance with the Insurance Commissioner's Order.

*We obtained from management the audited financial statements of the Program for the fiscal year ended June 30, 2024.*

*No exceptions were noted as a result of applying this procedure.*

2. For each reporting period obtain management's summary schedule of the Program expenditures by award granted and amounts charged as administrative expenses. Agree total expenditures to the amount shown as the Program expenditures in the corresponding financial statement audit for fiscal year ending June 30, 2024. Management's summary schedule of the Program expenditures should be presented by award and include the following: amount awarded, amount expended in period, amount unspent at period end and total for all amounts expended. (Attach as Schedule 1)

*We obtained from management the summary schedule of the Program expenditures by award granted and amounts charged as administrative expenses for both the Public Health Initiatives (Fund 151) awards and the Medical Education and Research initiatives (Fund 152) awards for the fiscal year ended June 30, 2024. We reconciled total expenditures to the amount shown as the Program expenditures in the corresponding financial statement audit for the fiscal year ended June 30, 2024.*



*No exceptions were noted as a result of applying this procedure. See Schedule 1 attached.*

3. Obtain management's schedule of the endowment balance at fiscal year ending June 30, 2024 and agree it to the corresponding audited financial statements of the Program. (Attach as Schedule 2)

*We obtained management's schedule of the endowment balance as of the fiscal year ended June 30, 2024 and agreed it to the endowment balance within the respective audited financial statements of the Program.*

*No exceptions were noted as a result of applying this procedure. See Schedule 2 attached.*

4. Obtain and read the Program minutes of governance committee meetings. Verify the minutes provide documentation of award decisions. Verify the minutes provide documentation of financial reporting at least annually, on the value of the endowment and available funds.

*We obtained and read the Program minutes of the MCW Consortium on Public and Community Health and AHW Research and Education Advisory Committee for the fiscal year ended June 30, 2024. Per our review of the minutes, we observed the minutes included award decisions and at least annually, the financial reporting on the value of the endowment and funds available for disbursements.*

*No exceptions were noted as a result of applying this procedure.*

5. Obtain each member of the MCW Consortium on Public and Community Health, and the Research and Education Advisory Committee's sign-off from management confirming their agreement to adhere to the Program's respective committee conflict of interest policies.

*We obtained the annual sign-offs for each of the members of MCW Consortium on Public and Community Health for the fiscal year ended June 30, 2024, and sign off for each of the Research and Education Advisory Committee members for the fiscal year ended June 30, 2024. The sign-offs contained each member's confirmation of their agreement to adhere to the Program's respective conflict of interest policies.*

*No exceptions were noted as a result of applying this procedure.*

6. Inquire of management as to whether or not the entity charges administrative expenses to the Program. If an administrative expense was charged, obtain a schedule of administrative expenses from management and agree it to the respective financial statements noted in procedure 2 above. Compute the amount of administrative expenses to the average monthly endowment value for the fiscal year ending June 30, 2024. Compute the amount of administrative expenses to the total program expenditures for the same period. (Attach as Schedule 3A)

*We inquired of management noting that MCW does charge administrative expenses to the Program. We obtained management's schedule of administrative expenses at the transaction detail level and agreed it to the financial statements for the fiscal year ended June 30, 2024. We also computed the amount of administrative expenses to the average monthly endowment value and the amount of administrative expenses to total program expenditures for the same period.*

*No exceptions were noted as a result of applying this procedure. See Schedule 3A attached.*

7. Select a sample of five administrative expense transactions from the public health awards and a sample of five administrative expense transactions from the medical education and research awards listed in the schedule obtained in procedure 6 for the period July 1, 2023 through June 30, 2024. Vouch back to supporting documentation to ascertain that the administrative expenses related to the Program. (Attach a summary of amounts tested by period as Schedule 3B)





*From management's schedule of administrative expenses obtained in procedure 6, we selected 5 administrative expense transactions for each of the public health and medical education and research awards for the fiscal year ended June 30, 2024. We performed the following procedures:*

- a. For external expenses, we obtained from management the invoice, purchase order (if applicable), and check copy or remittance advice, agreed the amount to the schedule of administrative expenses, and verified that the administrative expense related to the Program.*
- b. For internal expenses, we obtained the inter-department job charges invoice or transfer entry and journal entry support, agreed the amount to the schedule of administrative expenses, and verified that the administrative expense related to the Program.*

*No exceptions were noted as a result of applying this procedure. See Schedule 3B attached.*

8. Inquire of management as to whether or not the Program has program support project expenses. If there are program support projects, obtain a schedule of expenses from management and agree it to the respective financial statements noted in procedure 2 above. (Attach as Schedule 3C)

*We inquired of management noting that MCW does have program support project expenses. We obtained management's schedule of expenses and agreed it to the financial statements for the fiscal year ended June 30, 2024.*

*No exceptions were noted as a result of applying this procedure. See Schedule 3C attached.*

9. Select a sample of five program support project expense transactions from the public health awards and a sample of five program support project expense transactions from the medical education and research awards listed in the schedule obtained in procedure 8 for the period of July 1, 2023 through June 30, 2024. Vouch back to supporting documentation to ascertain that the programmatic expenses related to the Program. (Attach a summary of amounts tested by period as Schedule 3D)

*From management's schedule of program support project expenses obtained in procedure 8, we selected 5 program support project expense transactions for each of the public health and medical education and research awards for the fiscal year ended June 30, 2024. We performed the following procedures:*

- a. For external expenses, we obtained from management the invoice, purchase order (if applicable), and check copy or remittance advice, agreed the amount to the schedule of expenses, and verified that the programmatic expense related to the Program.*
- b. For internal expenses, we obtained the inter-department job charges invoice or transfer entry and journal entry support, agreed the amount to the schedule of expenses, and verified that the programmatic expense related to the Program.*

*No exceptions were noted as a result of applying this procedure. See Schedule 3D attached.*

10. Inquire of management as to whether or not the Program has expenses supporting programmatic efforts led by Program faculty directors. If there are expenses supporting programmatic efforts led by Program faculty directors, obtain a schedule of expenses from management and agree it to the respective financial statements noted in Procedure 2 above. (Attach as Schedule 3D).

*We inquired of management noting that MCW does not have expenses supporting programmatic efforts led by Program faculty directors.*



11. Inquire of management whether the Program reported annually on programmatic efforts led by Program faculty directors, demonstrating expenses were in alignment with original intent of funds as approved by the MCW Board of Trustees, noting date of report or planned report, and date of approval of funds.

*We inquired of management noting that MCW does not have expenses supporting programmatic efforts led by Program faculty directors.*

#### **Compliance with Insurance Commissioner's Order**

12. Inquire whether management has prepared a five-year plan for the Program which was active for the fiscal year ending June 30, 2024. Obtain documentation that public input was sought in developing the plan, that the relevant sections of the plan were approved by the MCW Consortium on Public and Community Health noting the date of approval, and that the plan was approved by the MCW Board of Trustees noting the date of approval.

*We inquired of management noting a five-year plan was prepared for the program for the period 2024 through 2028. We obtained the Program's Stakeholder Engagement Process Document for the 2024 – 2028 five-year plan, showing the different ways MCW requested public comments and the outcome of each. We inspected the meeting minutes of the MCW Consortium on Public and Community Health on May 4, 2023, noting the approval 2024 – 2028 five-year plan. We obtained a certified letter from M. Aileen Shinaman, Assistant Secretary and General Counsel of MCW that stated the date of the MCW Board of Trustees approved the Advancing a Healthier Wisconsin Endowment 2024 – 2028 five-year plan on June 23, 2023.*

*No exceptions were noted as a result of applying this procedure.*

13. Obtain evidence showing the MCW Consortium on Public and Community Health conducted and recorded a vote on the allocated percentage of funds for public health initiatives and for medical education and research initiatives in accordance with the five-year plan in effect at the time of the vote for the fiscal year ending June 30, 2024.

*We obtained the meeting minutes of the MCW Consortium on Public and Community Health evidencing they conducted and recorded the vote on the allocation percentage of funds for public health initiatives and for medical education and research initiatives in accordance with the five-year plan on May 4, 2023 to retain the allocation for the 2024 – 2028 five-year plan.*

*No exceptions were noted as a result of applying this procedure.*

14. Obtain evidence of separate endowment accounts for public health initiatives and for medical education and research initiatives. Inquire of management as to whether the endowment funds were pooled with other endowment funds in a common investment management practice.

*We obtained management's schedules of endowment balances noted in procedure 3, noting there were separate endowment accounts for public health initiatives and for medical education and research initiatives. We inquired of management as to whether the Program endowment funds were pooled with other endowment funds of MCW in a common investment management practice noting that the Program endowment is pooled with other funds at MCW for investment purposes. The pooled endowment accounting policy is disclosed in the notes to the audited financial statements identified in procedure 1.*

*No exceptions were noted as a result of applying this procedure.*



15. Inquire of management whether the entity completed annual reports on endowment-funded activities. Obtain evidence the reports were approved by the MCW Board of Trustees. Obtain evidence the reports were made available to the public.

*We obtained the annual reports on endowment-funded activities for the fiscal year ended June 30, 2023, which is the latest annual report issued. Management indicated the website where the reports were made available to the public. Each report was obtained from the AHW Public Stewardship website ([ahwendowment.org/AHW/Who-We-Are/Public-Stewardship.htm](http://ahwendowment.org/AHW/Who-We-Are/Public-Stewardship.htm)). We obtained a certified letter from M. Aileen Shinaman, Assistant Secretary and General Counsel of MCW that stated the date of the MCW Board of Trustees accepted the Advancing a Healthier Wisconsin Endowment Annual Reports for the fiscal year ended June 30, 2023 on November 17, 2023.*

*No exceptions were noted as a result of applying this procedure.*

16. Inquire of management whether the membership composition of the MCW Consortium on Public and Community Health was consistent with the requirements of the Insurance Commissioner's Order.

*We obtained the Office of the Commissioner of Insurance's Order on membership composition of the MCW Consortium on Public and Community Health. We obtained from management a listing of MCW Consortium members for the fiscal year ended June 30, 2024 and agreed the listing of MCW Consortium members to the Office of the Commissioner of Insurance's Order.*

*No exceptions were noted as a result of applying this procedure.*

17. Inquire of management whether the Program has a policy on non-supplanting.

*We obtained the Program's policy named "AHW Non-Supplanting Policy" that covers the fiscal year ended June 30, 2024.*

*No exceptions were noted as a result of applying this procedure.*

## **Grant Review and Awards**

18. Using the list of awards obtained in procedure 2, select a sample of the lesser of 10 public health awards and 10 medical education and research awards or awards that represent 20% of total expenses for each category of awards, active between July 1, 2023 and June 30, 2024.

*We obtained the summary schedules of the Program expenditures by award granted noted in procedure 2 and selected 2 public health awards and 4 medical education and research awards active during the fiscal year ended June 30, 2024. These selections represented at least 20% of total expenses for each category of awards active during the fiscal year ended June 30, 2024.*

*No exceptions were noted as a result of applying this procedure.*

19. For each award selected in procedure 18, verify that the award documentation includes the following items:

- a. Letter of intent (if required) with evidence of review and approval in accordance with the relevant RFA if applicable
- b. Full application with evidence of review and approval in accordance with the relevant RFA if applicable
- c. Documentation of non-supplanting review in alignment with the Program's non-supplanting policy
- d. Award letter or funding agreement indicating the amount awarded and funding period



- e. Documentation that budget and budget revisions (if requested) were approved in accordance with the relevant award administration manual, and indicate personnel expenses including base salaries that were at or below the NIH salary cap (if required) in the relevant RFA
- f. Documentation of changes to the award funding period (if requested)
- g. Award recipient orientation materials in accordance with the relevant award administration manual
- h. Progress and final reporting requirements (if required) in accordance with the relevant award administration manual

Prepare and attach Schedule 4 to summarize results.

*We performed the procedures outlined above for each award selected in procedure 18, as applicable, and obtained from management the following documentation to apply the procedures:*

- a. *Obtained the applicant's letter of intent (if required) and/or invitation that included the Program's review and approval in accordance with the relevant RFA component to include confirmation of applicant eligibility.*
- b. *Obtained the full application submitted (if required) and Board Meeting minutes that indicated review and approval of the full application in accordance with the relevant RFA component.*
- c. *Obtained the applicants completed non-supplanting questionnaire that was completed to support their understanding of the entity's non-supplanting policy and signed by the lead academic partner and principal investigator.*
- d. *Obtained the original award letters or MOU (if applicable) containing the amount awarded and the period funds were available. Obtained the change request form and MOU Addendum (if applicable) or changes to the award amount or period of award, if applicable. We agreed award amounts to amounts in procedure 19a and 19b.*
- e. *Obtained the original budgets and any revised budgets with change requests (if applicable). We sighted Program approval of the budget(s) by obtaining the e-mail sent to the award recipient with the approved budget spreadsheet. We agreed base salaries of personnel expenses included in the budget were below the published NIH salary cap as required by the RFA component.*
- f. *We obtained the No Cost Extension (if applicable) recording the changing of the period of the award.*
- g. *We obtained the power point presentation of the award orientation.*
- h. *We obtained the applicable progress and final reports noting the submission dates agreed with the award and policies.*

*No exceptions were noted as a result of applying this procedure. See Schedule 4 attached.*

### **Monitoring Awards**

20. For each award selected in procedure 18, obtain the underlying detailed list of expenditures during the period. Using this detailed list, select 5 transactions at the lowest level of detail available per award.

*We obtained, for each award selected in procedure 18, a detailed list of expenditures during the period and selected 5 transactions at the lowest level of detail available for each award such as a specific invoice or individual payroll support.*



*No exceptions were noted as a result of applying this procedure.*

21. For the sample selected in procedure 20, obtain supporting documentation for each expense selected and verify that it was spent during the grant period and was approved as being in accordance with the award. Reference allowable/unallowable section of the relevant award administration manual. Prepare and attach as Schedule 5 a summary showing the name of the award, amount of award, amount of expenditures tested and coverage percentage.

*For each expense selected in procedure 20, we agreed the expense was dated within the fiscal year ended June 30, 2024 and sighted the expense was approved by the designated responsible party via their signature as being in accordance with the award and as being for an allowable cost via the approved award budget or the certification statement on the Financial Status report.*

- a. *For external expenses, we obtained the invoice, budget approval and check copy or remittance advice and agreed the amount to the amount selected per the underlying detailed list of expenditures, transactions and supporting documentation.*

*No exceptions were noted as a result of applying this procedure. See Schedule 5A and 5B attached.*

22. For each award selected in procedure 18, inquire of management whether there were awards with sub-projects.

*For each award selected in procedure 18, we inquired of management whether there were sub-recipients related to the award. Management noted that of the 6 awards selected in procedure 18, 2 of them had sub-projects. Those 2 awards are:*

*Public Health Awards*

- *Advancing Behavioral Health Initiative Phase 3: Academic Partner Team*

*Medical Education & Research Awards*

- *Improving Heart Health, Supporting Healthy Minds, and Dismantling Cancer*

*No exceptions were noted as a result of applying this procedure.*

23. For awards identified in procedure 22 that have sub-projects, select a sample of public health sub-projects and medical education and research sub-projects that represent at least one-third of total sub-projects of each parent award. The sample selection should not include the parent award.

*For each award with sub-projects identified within procedure 22, we selected sub-projects that represented at least one-third of the total expenses of the initial award (parent award) selected in procedure 18. In the event the sub-projects expenses did not account for at least one-third of the total expenses of the initial award (parent award) selected in Procedure 18, we selected all sub-projects.*

*No exceptions were noted as a result of applying this procedure.*

24. For each subproject selected in procedure 23, verify with management that the required reporting documents (items listed in procedure 19 A through H above) were submitted in accordance with the original award and policies.

*For each sub-project selected within procedure 23, we performed the procedures listed in procedure 19, as applicable.*



*No exceptions were noted as a result of applying this procedure.*

We were engaged by MCW to perform this agreed-upon procedures engagement. We conducted our engagement in accordance with attestation standards established by the American Institute of Certified Public Accountants, which involves us performing the specific procedures agreed to and acknowledged above and reporting on findings based on performing those procedures. We were not engaged to and did not conduct an examination or review, the objective of which would be the expression of an opinion or conclusion, respectively, on MCW's compliance with the Order's requirements for the period from July 1, 2023 to June 30, 2024. Accordingly, we do not express such an opinion or conclusion. Had we performed additional procedures, other matters might have come to our attention that would have been reported to you.

We are required to be independent of MCW and to meet our other ethical responsibilities, in accordance with the relevant ethical requirements related to our agreed-upon procedures engagement.

This report is intended solely for the information and use of The Medical College of Wisconsin, Inc. and the Office of the Commissioner of Insurance of the State of Wisconsin, and is not intended to be, and should not be, used by anyone other than the specified parties.

*KPMG LLP*

Milwaukee, Wisconsin  
October 22, 2024

**THE MEDICAL COLLEGE OF WISCONSIN, INC.  
ADVANCING A HEALTHIER WISCONSIN PROGRAM**

Schedule 1

**Schedule of Program Expenditures by Award**

<b>Award #</b>	<b>Award Short Name</b>	<b><u>Closed - Funds</u> <u>Returned to AHW</u></b>	<b><u>Adjusted Total</u> <u>Award</u></b>	<b><u>Outstanding</u> <u>Commitments</u></b>	<b><u>Life To Date</u> <u>Expenditures</u></b>	<b><u>2003 to 2022</u> <u>Expenditures</u></b>	<b><u>FY2023</u> <u>Expenditures</u></b>	<b><u>FY2024</u> <u>Expenditures</u></b>
9510003	Domestic Violence	3,934	18,202	-	14,268	14,268	-	-
9510004	Project HOPE	2,701	26,962	-	24,261	24,261	-	-
9510005	CHAMP	4,120	449,501	-	445,381	445,381	-	-
9510006	Elder Abuse	-	24,991	-	24,991	24,991	-	-
9510007	Waukesha Oral Health	9	24,883	-	24,874	24,874	-	-
9510008	Rock River Healthy Smiles	5,361	42,658	-	37,297	37,297	-	-
9510009	Holistic Health Planning	8	24,914	-	24,906	24,906	-	-
9510010	Barron County	52	19,427	-	19,375	19,375	-	-
9510011	Mental Health Marion WI	1	27,986	-	27,985	27,985	-	-
9510012	Church Based Health	5,209	450,000	-	444,791	444,791	-	-
9510013	Wisconsin Injury Prevention	20,250	450,000	-	429,750	429,750	-	-
9510014	Partner Up (PUSH)	8,797	450,000	-	441,203	441,203	-	-
9510015	How Safe is the Safety Net	3,480	24,635	-	21,155	21,155	-	-
9510016	Booster Seat Campaign	2,056	25,000	-	22,944	22,944	-	-
9510017	Elder Health Upholders	6	24,000	-	23,994	23,994	-	-
9510018	Focus on Kids Partnership	65	25,000	-	24,935	24,935	-	-
9510019	Database for Children	559	24,959	-	24,400	24,400	-	-
9510020	Bilingual Chronic Care	3,623	450,000	-	446,377	446,377	-	-
9510021	Healthier Cumberland	177	24,758	-	24,581	24,581	-	-
9510022	Healthcare Can Change	4,275	450,000	-	445,725	445,725	-	-
9510023	Neighborhood Center	25	25,000	-	24,975	24,975	-	-
9510024	Riverwest Health	34,500	450,000	-	415,500	415,500	-	-
9510025	Latino Children	-	204,739	-	204,739	204,739	-	-
9510026	Milwaukee Cares	-	433,344	-	433,344	433,344	-	-
9510027	SRCI	854	433,856	-	433,002	433,002	-	-
9510028	Strengthen Policy	327	49,816	-	49,489	49,489	-	-
9510029	Path to Implement	6,093	50,000	-	43,907	43,907	-	-
9510030	NEW Leadership	1	50,000	-	49,999	49,999	-	-
9510031	GAMP Chronic Disease	1	430,668	-	430,667	430,667	-	-
9510032	Developing Strategies	1,229	50,000	-	48,771	48,771	-	-
9510033	Healthier Workforce	12,905	388,183	-	375,278	375,278	-	-
9510034	Empowering Individuals	896	433,805	-	432,909	432,909	-	-
9510035	Cmnty Mobilization	609	50,000	-	49,391	49,391	-	-
9510036	Cognition & Outreach	2,354	49,628	-	47,274	47,274	-	-
9510037	Safety Starts at Home	12,697	34,619	-	21,922	21,922	-	-
9510038	Quality Dementia Care	1,943	432,880	-	430,937	430,937	-	-
9510039	Peer Support	4	50,000	-	49,996	49,996	-	-
9510040	Milwaukee Kids	53,414	413,935	-	360,521	360,521	-	-
9510041	Elder Health Upholders	9,461	50,000	-	40,539	40,539	-	-
9510042	Saber Para La Gente	-	50,000	-	50,000	50,000	-	-
9510043	Healthier Cumberland	13,363	427,229	-	413,866	413,866	-	-
9510044	Citywide Nutrition	1,198	426,655	-	425,457	425,457	-	-
9510045	Family Risk Reduction	31,505	414,179	-	382,674	382,674	-	-
9510046	Healthy Teeth=Kids	2,146	45,627	-	43,481	43,481	-	-
9510047	Fight Asthma	2,577	425,545	-	422,968	422,968	-	-
9510048	Arsenic in WI Water	666	50,000	-	49,334	49,334	-	-
9510049	NWFPC	5,066	45,588	-	40,522	40,522	-	-
9510050	CCPIL	18,912	400,184	-	381,272	381,272	-	-

**THE MEDICAL COLLEGE OF WISCONSIN, INC.  
ADVANCING A HEALTHIER WISCONSIN PROGRAM**

Schedule 1

**Schedule of Program Expenditures by Award**

<b><u>Award #</u></b>	<b><u>Award Short Name</u></b>	<b><u>Closed - Funds Returned to AHW</u></b>	<b><u>Adjusted Total Award</u></b>	<b><u>Outstanding Commitments</u></b>	<b><u>Life To Date Expenditures</u></b>	<b><u>2003 to 2022 Expenditures</u></b>	<b><u>FY2023 Expenditures</u></b>	<b><u>FY2024 Expenditures</u></b>
9510051	Farm to Fork	1,181	49,769	-	48,588	48,588	-	-
9510052	Lakeshore Lodge	1,597	404,546	-	402,949	402,949	-	-
9510053	Quality Home Care	6,854	49,054	-	42,200	42,200	-	-
9510054	Project Respect	28,472	387,955	-	359,483	359,483	-	-
9510055	NEW Leadership	402	50,000	-	49,598	49,598	-	-
9510056	TAP	40,259	397,457	-	357,198	357,198	-	-
9510057	Status of WI Schools	980	50,000	-	49,020	49,020	-	-
9510058	Hispanic Health	362	49,918	-	49,556	49,556	-	-
9510059	F4Kids	1,144	48,707	-	47,563	47,563	-	-
9510060	IPV Consortium	4	50,000	-	49,996	49,996	-	-
9510061	Risky Drinking	523	49,944	-	49,421	49,421	-	-
9510062	Stop Abuse of Elders	23,786	401,263	-	377,477	377,477	-	-
9510063	CCDM	13,414	400,510	-	387,096	387,096	-	-
9510064	Public Health	2,117	50,000	-	47,883	47,883	-	-
9510065	Community Readiness	1,476	50,000	-	48,524	48,524	-	-
9510066	ECIDS	7,444	389,066	-	381,622	381,622	-	-
9510067	Healthy Latino	12,439	395,414	-	382,975	382,975	-	-
9510068	Mi Salud-Mi Vida	1,883	49,807	-	47,924	47,924	-	-
9510069	Milwaukee Alliance	659	50,000	-	49,341	49,341	-	-
9510070	FAAHN	10,852	396,289	-	385,437	385,437	-	-
9510071	Waukesha Smiles	6,194	397,266	-	391,072	391,072	-	-
9510072	Partner to Connect	4,553	390,347	-	385,794	385,794	-	-
9510073	PEARLS	4,492	403,129	-	398,637	398,637	-	-
9510074	Journey of HOPE	1,550	50,000	-	48,450	48,450	-	-
9510075	Behavioral Health Care	344	398,719	-	398,375	398,375	-	-
9510076	Eat Smart	57	392,698	-	392,641	392,641	-	-
9510077	Food and Fitness	1	50,000	-	49,999	49,999	-	-
9510078	Project Heart	26,746	403,028	-	376,282	376,282	-	-
9510079	HIV Testing	16,217	44,536	-	28,319	28,319	-	-
9510081	Violence Prevention	55,599	100,000	-	44,401	44,401	-	-
9510082	Healthy Families	3,081	220,035	-	216,954	216,954	-	-
9510084	Chronic Disease	33,504	367,393	-	333,889	333,889	-	-
9510085	Fragile Foster Child	592	45,848	-	45,256	45,256	-	-
9510086	Milwaukee Smile	6,413	369,114	-	362,701	362,701	-	-
9510087	Mapping Health	48,219	367,792	-	319,573	319,573	-	-
9510088	Circles of Sisters	3,103	44,062	-	40,959	40,959	-	-
9510089	Salud de la Mujer	12,633	374,946	-	362,313	362,313	-	-
9510090	Building Capacity	4,725	47,943	-	43,218	43,218	-	-
9510091	Johnson Park	1,823	372,407	-	370,584	370,584	-	-
9510092	Fostering Hope	14,206	45,636	-	31,430	31,430	-	-
9510093	WI Blood Donors	1,344	47,208	-	45,864	45,864	-	-
9510094	WI CHW Network	15,203	45,669	-	30,466	30,466	-	-
9510095	Well City Milwaukee	8,497	47,085	-	38,588	38,588	-	-
9510096	Kenosha County	6,409	372,919	-	366,510	366,510	-	-
9510097	Nurturing Youth	2,295	375,932	-	373,637	373,637	-	-
9510098	School Nursing	1,313	47,163	-	45,850	45,850	-	-
9510099	Great Lakes Project	1	37,114	-	37,113	37,113	-	-
9510100	WI Well Water	2,915	46,501	-	43,586	43,586	-	-



**THE MEDICAL COLLEGE OF WISCONSIN, INC.  
ADVANCING A HEALTHIER WISCONSIN PROGRAM**

Schedule 1

**Schedule of Program Expenditures by Award**

<u>Award #</u>	<u>Award Short Name</u>	<u>Closed - Funds Returned to AHW</u>	<u>Adjusted Total Award</u>	<u>Outstanding Commitments</u>	<u>Life To Date Expenditures</u>	<u>2003 to 2022 Expenditures</u>	<u>FY2023 Expenditures</u>	<u>FY2024 Expenditures</u>
9510101	Riverwest Health	14,719	369,032	-	354,313	354,313	-	-
9510102	Elder Community	10,828	362,873	-	352,045	352,045	-	-
9510103	Health Professions	738	46,363	-	45,625	45,625	-	-
9510104	Healthy Youth	2,923	376,019	-	373,096	373,096	-	-
9510105	ED to Primary Care	12,331	372,285	-	359,954	359,954	-	-
9510106	Using SNT	43,012	362,421	-	319,409	319,409	-	-
9510107	Transform Continuum	8,029	371,918	-	363,889	363,889	-	-
9510108	VPI-Development Phase	196,596	1,000,000	-	803,404	803,404	-	-
<b>2003 to 2008 Awards</b>		<b>\$ 1,004,484</b>	<b>\$ 22,358,456</b>	<b>\$ -</b>	<b>\$ 21,353,972</b>	<b>\$ 21,353,972</b>	<b>\$ -</b>	<b>\$ -</b>
<b>F</b>								
9510109	Dryhootch	1	40,000	-	39,999	39,999	-	-
9510110	Collaborative Response	21,371	300,000	-	278,629	278,629	-	-
9510111	Faith GYM	2,097	40,000	-	37,903	37,903	-	-
9510112	Open Wide	541	40,000	-	39,459	39,459	-	-
9510113	Hmong Community	7,417	40,000	-	32,583	32,583	-	-
9510114	Nuestros Ninos	27,278	300,000	-	272,722	272,722	-	-
9510115	Changing Culture	22,057	300,000	-	277,943	277,943	-	-
9510116	Sowing Seeds	798	39,957	-	39,159	39,159	-	-
9510117	Youth Violence	1,192,820	8,180,000	-	6,987,180	6,987,180	-	-
9510120	School Health Services	64,256	740,963	-	676,707	676,707	-	-
9510121	MedShare	202	200,000	-	199,798	199,798	-	-
9510122	Patient at Risk	51,134	199,936	-	148,802	148,802	-	-
9510123	Healthy Families	23,262	750,000	-	726,738	726,738	-	-
9510124	Novel Intervention	229	200,000	-	199,771	199,771	-	-
9510125	CCDM	124,318	750,000	-	625,682	625,682	-	-
9510126	Earlier Is Better	6,622	746,485	-	739,863	739,863	-	-
9510127	Diversity Matters	145,706	749,482	-	603,776	603,776	-	-
9510128	Kenosha County	15,382	748,267	-	732,885	732,885	-	-
9510129	HPV Vaccination	118	200,000	-	199,882	199,882	-	-
9510130	Hypertension Control	18,848	188,955	-	170,107	170,107	-	-
9510131	Fighting Cancer	9,849	200,000	-	190,151	190,151	-	-
9510132	SCPMH	5,149	190,617	-	185,468	185,468	-	-
9510133	Around The Corner	9,737	199,999	-	190,262	190,262	-	-
9510134	Training Lay Trainers	2,157	200,000	-	197,843	197,843	-	-
9510135	Los Cuidadores	1,726	199,941	-	198,215	198,215	-	-
9510136	Pretty Place	5,128	199,986	-	194,858	194,858	-	-
9510137	Sexual Justice	297	200,000	-	199,703	199,703	-	-
9510140	Changing Culture	78,552	750,000	-	671,448	671,448	-	-
9510141	Healthy Body	1,044	198,294	-	197,250	197,250	-	-
9510142	Impacting Youth	12,998	200,000	-	187,002	187,002	-	-
9510143	Fostering Futures	28,978	200,000	-	171,022	171,022	-	-
9510144	Dryhootch	8,635	749,797	-	741,162	741,162	-	-
9510145	Sisters Project	1,672	200,000	-	198,328	198,328	-	-
9510146	Oral Healthcare	7,036	199,101	-	192,065	192,065	-	-
9510147	Diabetes in Waukesha	8,219	192,985	-	184,766	184,766	-	-
9510148	Healthy Environments	4,743	750,000	-	745,257	745,257	-	-
9510149	SAUP	12,621	703,976	-	691,355	691,355	-	-
9510150	Social Network	33,527	199,999	-	166,472	166,472	-	-

**THE MEDICAL COLLEGE OF WISCONSIN, INC.  
ADVANCING A HEALTHIER WISCONSIN PROGRAM**

Schedule 1

**Schedule of Program Expenditures by Award**

<u>Award #</u>	<u>Award Short Name</u>	<u>Closed - Funds Returned to AHW</u>	<u>Adjusted Total Award</u>	<u>Outstanding Commitments</u>	<u>Life To Date Expenditures</u>	<u>2003 to 2022 Expenditures</u>	<u>FY2023 Expenditures</u>	<u>FY2024 Expenditures</u>
9510151	One Hundred Healthy	30,698	192,793	-	162,095	162,095	-	-
9510152	LGBT Youth	60,339	750,000	-	689,661	689,661	-	-
9510153	Scaling Up MUAN	3,784	199,993	-	196,209	196,209	-	-
9510154	Binge Drinking	19,984	200,000	-	180,016	180,016	-	-
9510155	Eau Clair Web-Portal	5,143	200,000	-	194,857	194,857	-	-
9510156	Healthy Soil	45,674	749,999	-	704,325	704,325	-	-
9510157	Proactive Outreach	528	158,276	-	157,748	157,748	-	-
9510158	CIS: Linking Data	4,598	199,921	-	195,323	195,323	-	-
9510159	Home Visitor Response	9,336	147,951	-	138,615	138,615	-	-
9510160	Obstetrical Outcomes	22,970	200,000	-	177,030	177,030	-	-
9510161	TIEHL	7,809	200,000	-	192,191	192,191	-	-
9510181	Cross Cutting Program	267,731	699,347	-	431,616	431,616	-	-
<b>2009 to 2013 Awards</b>		<b>\$ 2,435,116</b>	<b>\$ 24,387,020</b>	<b>\$ -</b>	<b>\$ 21,951,904</b>	<b>\$ 21,951,904</b>	<b>\$ -</b>	<b>\$ -</b>
<b>F</b>								
9510162	Sisters 2	2,278	250,000	-	247,722	247,722	-	-
9510163	Dispatcher CPR	73,475	229,229	-	155,754	155,754	-	-
9510164	Rusk County	1,052	250,000	-	248,948	248,948	-	-
9510165	Farmers Markets	4,782	183,073	-	178,291	178,291	-	-
9510166	Eau Claire	11,716	250,000	-	238,284	238,284	-	-
9510167	Beyond the Bell	17,691	296,893	-	279,202	279,202	-	-
9510169	Capacity Bldg	26,062	254,692	-	228,630	228,630	-	-
9510170	TFJCK	20,432	374,504	-	354,072	354,072	-	-
9510171	Safe Surrender	228,859	395,749	-	166,890	166,890	-	-
9510172	STI Prevention	172,689	220,575	-	47,886	47,886	-	-
9510175	Medication Labels	24,653	255,600	-	230,947	230,947	-	-
9510176	Impact Health	30,468	250,912	-	220,444	220,444	-	-
9510177	POHSEY	11,611	238,796	-	227,185	227,185	-	-
9510178	Healthy Eyes	14,674	202,227	-	187,553	187,553	-	-
9510179	PESN	42,768	300,000	-	257,232	257,232	-	-
9510180	Behavioral Concerns	12,908	191,044	-	178,136	178,136	-	-
9510182	Fostering Futures	3,883	326,619	-	322,736	322,736	-	-
9510186	Survive Cardiac Arrest	72,187	491,269	-	419,082	419,082	-	-
9510187	Food Hubs	11,661	251,134	-	239,473	239,473	-	-
9510190	WI Community Coalition	457,551	2,288,122	-	1,830,571	1,830,571	-	-
9510201	Born Learning	3,350	350,000	-	346,650	346,650	-	-
9510202	Unscrambling Data	103,632	298,754	-	195,122	195,122	-	-
9510203	mTEH	2,061	268,393	-	266,332	266,332	-	-
9510204	WAFCC	17	399,278	-	399,261	399,261	-	-
9510205	Build Family Factors	27,206	298,600	-	271,394	271,394	-	-
9510206	Phase II WCCBHI	875,697	12,737,404	-	11,861,707	11,415,318	476,989	(30,600)
9510217	GRACE	6,627	294,901	-	288,274	288,274	-	-
9510218	Impact Veteran Health	730	343,877	-	343,147	343,147	-	-
9510219	Safe Shelter	357	349,886	-	349,529	349,529	-	-
9510220	Medication Labels	97,750	446,063	-	348,313	348,313	-	-
9510221	ASQ Screening	957	399,808	-	398,851	399,778	-	(927)
9510222	Destination Zero	-	419,691	-	419,691	419,832	(141)	-
9510223	Immunization Access	384	489,121	-	488,737	488,737	-	-
9510224	Breaking Cycle	81	374,055	-	373,974	373,974	-	-

**THE MEDICAL COLLEGE OF WISCONSIN, INC.  
ADVANCING A HEALTHIER WISCONSIN PROGRAM**

Schedule 1

**Schedule of Program Expenditures by Award**

<u>Award #</u>	<u>Award Short Name</u>	<u>Closed - Funds Returned to AHW</u>	<u>Adjusted Total Award</u>	<u>Outstanding Commitments</u>	<u>Life To Date Expenditures</u>	<u>2003 to 2022 Expenditures</u>	<u>FY2023 Expenditures</u>	<u>FY2024 Expenditures</u>
9510225	Tobacco Network	229,349	395,837	-	166,488	166,857	-	(369)
9510226	Safe Healthy Streets	43,959	374,892	-	330,933	330,933	-	-
9510227	Dispatcher CPR	212,993	581,928	-	368,935	368,935	-	-
9510228	Eras Senior Network	-	474,360	8,807	465,553	246,129	101,362	118,061
9510229	Food Hubs	-	501,268	30,865	470,403	325,965	110,281	34,156
9510230	Dental Integration	31,151	528,610	-	497,459	396,382	101,077	-
9510231	Integrating Services	30,236	450,000	-	419,764	260,393	159,371	-
<b>2014 to 2018 Awards</b>		<b>\$ 2,907,937</b>	<b>\$ 28,277,164</b>	<b>\$ 39,673</b>	<b>\$ 25,329,555</b>	<b>\$ 24,260,293</b>	<b>\$ 948,940</b>	<b>\$ 120,322</b>
<b>F</b>								
9510233	Integration Hub	-	839,446	203,313	636,133	332,517	167,997	135,619
<b>Jan - Jun 2019 Awards</b>		<b>\$ -</b>	<b>\$ 839,446</b>	<b>\$ 203,313</b>	<b>\$ 636,133</b>	<b>\$ 332,517</b>	<b>\$ 167,997</b>	<b>\$ 135,619</b>
<b>F</b>								
9510236	HCAST	20,350	399,618	-	379,268	247,015	109,047	23,206
9510237	Health Crisis	-	475,347	29,086	446,261	124,792	60,955	260,513
9510238	Urgent Response Award	24,143	313,792	-	289,649	289,649	-	-
9510239	Urgent Response Award	102,279	500,000	-	397,721	397,721	-	-
9510240	Urgent Response Award	77,083	322,420	-	245,337	245,337	-	-
9510241	Urgent Response Award	-	366,524	-	366,524	366,524	-	-
9510242	Urgent Response Award	11,494	33,290	-	21,796	21,796	-	-
9510243	Urgent Response Award	-	11,439	-	11,439	11,439	-	-
9510244	Urgent Response Award	-	108,628	-	108,628	108,628	-	-
9510245	Urgent Response Award	32,378	246,406	-	214,028	214,028	-	-
9510247	Project Zero	-	316,760	60,852	255,908	101,081	82,609	72,218
9510248	IPHN Training	-	399,962	29,228	370,734	148,530	48,286	173,918
9510249	MAAPET	18,101	398,581	-	380,480	245,418	135,062	-
9510250	P2P Certificate	-	389,065	46,680	342,385	160,604	74,665	107,116
9510251	SWIFTT	-	400,000	215,804	184,196	82,717	46,322	55,157
9510252	Urgent Response Award	11,948	500,000	-	488,052	488,052	-	-
<b>Fiscal Year 2020 Awards</b>		<b>\$ 297,777</b>	<b>\$ 5,181,832</b>	<b>\$ 381,650</b>	<b>\$ 4,502,405</b>	<b>\$ 3,253,331</b>	<b>\$ 556,946</b>	<b>\$ 692,128</b>
<b>F</b>								
9510232	Small Investment	79,959	100,000	-	20,042	20,042	-	-
9510253	Enhance W2 Case Mgmt	-	400,000	39,289	360,711	105,079	130,837	124,795
9510254	Remembering the Lost	-	399,771	7,080	392,691	141,642	135,948	115,101
9510255	Improve Mental Health	-	350,715	3,622	347,093	164,154	118,738	64,201
9510256	Cross Cutting Program	-	475,792	276,518	199,274	83,943	55,528	59,804
9510257	Impact of Nature	-	400,000	157,878	242,122	120,006	81,203	40,913
9510258	Cross Cutting Program	-	1,078,568	558,069	520,499	160,416	204,045	156,038
9510261	Cross Cutting Program	-	2,133,856	1,070,623	1,063,233	17,024	530,516	515,692
9510262	CHWs In Public Health	-	514,905	139,673	375,232	71,820	116,999	186,413
9510263	MHWI	-	500,000	253,616	246,384	17,387	167,975	61,022
9510264	Behavioral Health	-	367,650	5,027	362,623	99,152	145,833	117,637
9510265	Battling Bottleneck	-	504,117	147,179	356,938	68,750	129,137	159,050
9510266	Reducing Errors	-	468,413	119,520	348,893	151,408	94,918	102,567
9510267	Veteran Suicide	44,598	359,173	-	314,575	205,569	109,024	(18)
9510268	Pediatric Readiness	-	521,536	208,040	313,496	55,472	53,738	204,287
9510269	Dismantling Cancer	-	415,147	119,679	295,468	67,802	90,682	136,984
9510270	Violence Screening	-	384,979	54,481	330,498	22,339	134,515	173,644
9510271	Student Champions	-	503,459	56,738	446,721	100,930	149,870	195,921

**THE MEDICAL COLLEGE OF WISCONSIN, INC.  
ADVANCING A HEALTHIER WISCONSIN PROGRAM**

Schedule 1

**Schedule of Program Expenditures by Award**

<u>Award #</u>	<u>Award Short Name</u>	<u>Closed - Funds Returned to AHW</u>	<u>Adjusted Total Award</u>	<u>Outstanding Commitments</u>	<u>Life To Date Expenditures</u>	<u>2003 to 2022 Expenditures</u>	<u>FY2023 Expenditures</u>	<u>FY2024 Expenditures</u>
9510272	Building Quality	-	399,975	49,318	350,657	67,337	147,200	136,120
Institutional Accrual					(239)	(239)	-	-
<b>Fiscal Year 2021 Awards</b>		<b>\$ 124,557</b>	<b>\$ 10,278,056</b>	<b>\$ 3,266,351</b>	<b>\$ 6,886,910</b>	<b>\$ 1,740,033</b>	<b>\$ 2,596,704</b>	<b>\$ 2,550,172</b>
		F						
Learning1	Learning Event Support	55,000	55,000	-	-	-	-	-
9510320	Learning Event	-	5,000	953	4,047	-	-	4,047
9510273	System Change	-	199,539	7,452	192,087	-	98,242	93,845
9510283	Phase III ABHI	-	3,638,494	533,045	3,105,449	-	1,324,630	1,780,818
9510295	Mobile Harm Reduction	-	164,002	15,979	148,023	-	37,969	110,054
9510275	Increase Food Access	-	199,998	9,466	190,532	-	87,598	102,935
9510274	Food systems	-	200,000	60,690	139,310	-	7,618	131,692
9510298	Adult Vision	-	200,000	39,902	160,098	-	55,209	104,889
9510299	Assess Suicide Risk	-	200,000	82,503	117,497	-	70,483	47,014
9510302	Adverse Incidents	-	92,576	16,784	75,792	-	27,132	48,660
9510304	Rural Health Equity	-	200,000	151	199,849	-	100,279	99,571
9510282	Health Outcomes	-	199,836	100,832	99,004	-	50,963	48,042
9510301	Psychiatric Crisis Care	158,417	200,000	-	41,583	-	18,281	23,302
9510278	Metcalfe Park Arts	-	200,000	69,336	130,664	-	47,659	83,005
9510277	Influenza Vaccine	-	200,000	25,667	174,333	-	65,156	109,177
9510297	Urban Green Space	-	198,145	13,812	184,333	-	89,263	95,070
9510296	Healthcare Workforce	-	200,000	6,301	193,699	-	132,532	61,167
9510280	Jackson County Hub	-	200,000	15,054	184,946	-	12,445	172,501
9510300	Mental Health Work	-	113,966	18,076	95,890	-	42,926	52,964
9510281	Color Training	-	200,000	23,709	176,291	-	83,373	92,918
9510276	Dementia Care	7,477	200,000	-	192,523	-	99,271	93,251
9510279	Occupational Trauma	8,046	200,000	-	191,954	-	92,841	99,113
Institutional Accrual					-	-		
<b>Fiscal Year 2022 Awards</b>		<b>\$ 228,940</b>	<b>\$ 7,266,556</b>	<b>\$ 1,039,711</b>	<b>\$ 5,997,905</b>	<b>\$ -</b>	<b>\$ 2,543,869</b>	<b>\$ 3,454,036</b>
		F						
9510308	Veggie Chop Shop	-	50,000	1,135	48,865	-	6,834	42,031
9510305	Medics and Corpsmen	-	50,000	(2,696)	52,696	-	12,516	40,180
9510306	Hmong Farmers	-	50,000	1,501	48,499	-	14,889	33,610
9510311	Low Value Care	-	43,915	4,483	39,432	-	13,826	25,607
9510310	Workforce Resiliency	7,147	49,659	-	42,512	-	12,217	30,296
9510309	Diabetes Education	-	50,000	7,131	42,869	-	13,209	29,660
9510314	Peace at Home	-	50,000	38,590	11,410	-	3,788	7,622
9510312	PsychChild	-	50,000	34	49,966	-	8,391	41,575
9510303	Water Lead	-	50,000	24	49,976	-	9,067	40,909
Rescinded 5		11,950	11,950	-	-	-	-	-
9510315	Alcohol and Violence	-	50,000	43	49,957	-	3,416	46,541
9510316	CA:tCH Safety Plan	-	50,000	1,528	48,472	-	6,642	41,829
9510313	Calumet Alcohol Policy	-	29,000	3,586	25,414	-	5,681	19,734
9510307	Marathon Drinking Age	-	50,000	26,571	23,429	-	5,471	17,958
9510317	Learning Event	-	5,000	-	5,000	-	5,000	-
9510318	Learning Event	-	5,000	-	5,000	-	5,000	-
9510319	Learning Event	-	5,000	-	5,000	-	-	5,000
9510321	Learning Event	-	5,000	-	5,000	-	-	5,000
9510322	Learning Event	-	5,000	-	5,000	-	-	5,000

**THE MEDICAL COLLEGE OF WISCONSIN, INC.  
ADVANCING A HEALTHIER WISCONSIN PROGRAM**

Schedule 1

**Schedule of Program Expenditures by Award**

<u>Award #</u>	<u>Award Short Name</u>	<u>Closed - Funds Returned to AHW</u>	<u>Adjusted Total Award</u>	<u>Outstanding Commitments</u>	<u>Life To Date Expenditures</u>	<u>2003 to 2022 Expenditures</u>	<u>FY2023 Expenditures</u>	<u>FY2024 Expenditures</u>
9510323	Learning Event	-	5,000	-	5,000	-	-	5,000
9510324	Learning Event	-	5,000	-	5,000	-	-	5,000
9510326	Learning Event	603	5,000	-	4,397	-	-	4,397
Learning4	Learning Event Support	-	455,535	455,535	-	-	-	-
Institutional Accrual					2,901	-	2,901	
<b>Fiscal Year 2023 Awards</b>		<b>\$ 19,700</b>	<b>\$ 1,130,059</b>	<b>\$ 537,465</b>	<b>\$ 575,795</b>	<b>\$ -</b>	<b>\$ 128,847</b>	<b>\$ 446,948</b>
		<b>F</b>						<b>→</b>
9510325	Learning Event	2,036	5,000	-	2,964	-	-	2,964
9510327	Learning Event	-	4,466	2,494	1,972	-	-	1,972
9510328	Learning Event	-	5,000	718	4,282	-	-	4,282
9510329	Learning Event	-	5,000	-	5,000	-	-	5,000
9510330	Assess Nutrition	-	49,988	37,185	12,803	-	-	12,803
9510331	Living Room	-	50,000	41,175	8,825	-	-	8,825
9510332	Disability Support	-	50,000	33,786	16,214	-	-	16,214
9510333	Taking Controlz	-	49,992	32,858	17,134	-	-	17,134
9510334	MedEd 2.0	-	49,984	49,984	-	-	-	-
9510335	STRYVtime	-	50,000	47,797	2,203	-	-	2,203
9510336	Nutrition Collaborative	-	46,455	33,933	12,522	-	-	12,522
9510337	BIPOC Representation	-	50,000	44,235	5,765	-	-	5,765
9510338	Local Mental Health	-	49,998	34,639	15,359	-	-	15,359
9510339	Dietetic Skills	-	49,993	34,508	15,485	-	-	15,485
9510340	Health Awareness	-	46,960	34,234	12,726	-	-	12,726
9510341	Lonely in Metcalfe Park	-	50,000	42,072	7,928	-	-	7,928
9510342	Improve Mental Health	-	50,000	36,925	13,075	-	-	13,075
9510343	Txhawb Phone Line	-	50,000	38,025	11,975	-	-	11,975
9510344	Learning Event	-	5,000	5,000	-	-	-	-
9510345	Building Pathways	-	50,000	42,270	7,730	-	-	7,730
9510346	Learning Event	-	5,000	-	5,000	-	-	5,000
9510347	Expand WisconSibs	-	50,000	36,339	13,661	-	-	13,661
9510348	Strong Futures	-	49,242	45,797	3,445	-	-	3,445
9510349	Food Insecurity	-	49,042	43,539	5,503	-	-	5,503
9510350	Wisconsin Clubhouse	-	50,000	36,243	13,757	-	-	13,757
9510351	Learning Event	-	4,999	4,999	-	-	-	-
9510352	Learning Event	-	5,000	-	5,000	-	-	5,000
9510353	Connect the Dots	-	50,000	47,243	2,757	-	-	2,757
9510354	PTSD Mentor Matching	-	50,000	50,000	-	-	-	-
9510355	Learning Event	-	5,000	5,000	-	-	-	-
9510357	Birth Outcomes	-	50,000	49,800	200	-	-	200
9510358	Cross Cutting Program	-	3,434,806	3,434,806	-	-	-	-
9510359	Suicide Prevention	-	249,455	249,455	-	-	-	-
9510360	Improve Mental Health	-	249,883	249,883	-	-	-	-
9510361	Medical Assistant	-	250,000	250,000	-	-	-	-
9510362	Project iSERVE	-	249,903	249,903	-	-	-	-
9510363	Prevent Suicides	-	249,768	249,768	-	-	-	-
9510364	First Responders	-	250,000	250,000	-	-	-	-
9510365	Dental Access	-	250,000	250,000	-	-	-	-
9510366	Carceral CHW	-	248,866	248,866	-	-	-	-
9510367	Spanish CHW	-	250,000	250,000	-	-	-	-

**THE MEDICAL COLLEGE OF WISCONSIN, INC.  
ADVANCING A HEALTHIER WISCONSIN PROGRAM**

Schedule 1

**Schedule of Program Expenditures by Award**

<u>Award #</u>	<u>Award Short Name</u>	<u>Closed - Funds Returned to AHW</u>	<u>Adjusted Total Award</u>	<u>Outstanding Commitments</u>	<u>Life To Date Expenditures</u>	<u>2003 to 2022 Expenditures</u>	<u>FY2023 Expenditures</u>	<u>FY2024 Expenditures</u>
HWPP02	Trained Veterans	-	250,000	250,000	-	-	-	-
HWPP03	Health Inequities	-	250,000	250,000	-	-	-	-
HWPP04	Access to Health Care	-	249,999	249,999	-	-	-	-
HWPP05	Health Equity	-	250,000	250,000	-	-	-	-
HWPP06	Environmental Health	-	250,000	250,000	-	-	-	-
9510368	Career Training	-	40,844	40,844	-	-	-	-
HWPP07	Recovery Ecosystem	-	249,990	249,990	-	-	-	-
HWPP08	Building Resilience	-	250,000	250,000	-	-	-	-
HWPP09	EMS Training	-	49,946	49,946	-	-	-	-
HWPP09	CAtCH Enhanced	-	250,000	250,000	-	-	-	-
HWPP12	Expand Health Training	-	50,000	50,000	-	-	-	-
HWPP13	Promote Health Equity	-	250,000	250,000	-	-	-	-
HWPP14	Racial Trauma	-	250,000	250,000	-	-	-	-
HWPP15	Healthy Homes	-	250,000	250,000	-	-	-	-
HWPP18	Arts-Based Program	-	250,000	250,000	-	-	-	-
HWPP22	Combat Trauma	-	250,000	250,000	-	-	-	-
Rescinded 6		50,000	50,000	-	-	-	-	-
Institutional Accrual					(4,363)			(4,363)
<b>Fiscal Year 2024 Awards</b>		<b>\$ 52,036</b>	<b>\$ 10,259,579</b>	<b>\$ 9,984,258</b>	<b>\$ 218,923</b>	<b>\$ -</b>	<b>\$ -</b>	<b>\$ 218,923</b>
	<b>F</b>							
<b>Healthier Wisconsin Partnership</b>								
<b>Program Awards Subtotal</b>		<b>\$ 7,070,545</b>	<b>\$ 109,978,168</b>	<b>\$ 15,452,420</b>	<b>\$ 87,453,501</b>	<b>\$ 72,892,050</b>	<b>\$ 6,943,304</b>	<b>\$ 7,618,148</b>
	<b>F</b>							<b>7,618,148</b>
								<b>F</b>
9520002	WI Public Hlth Inst	2,036	100,000	-	97,964	97,964	-	-
9520003	HOPE Initiative	21,878	242,566	-	220,688	220,688	-	-
9520004	Biacore 3000	1	327,847	-	327,846	327,846	-	-
9520005	Mass Spect Apps	15,076	321,935	-	306,859	309,497	-	(2,638)
9520006	MCW Core HTPL	19	150,000	-	149,981	149,981	-	-
9520007	Hlth Care Utilization	63,181	249,629	-	186,448	186,448	-	-
9520008	Colorectal Cancer	48,222	244,793	-	196,571	196,571	-	-
9520009	Crystallization Robots	1,823	225,000	-	223,177	223,177	-	-
9520010	Alzheimer FMRI Detect	1,427	250,299	-	248,872	248,872	-	-
9520011	T Regulatory Cells	1,657	250,000	-	248,343	248,343	-	-
9520012	Mass Spect Apps	-	225,435	-	225,435	225,435	-	-
9520013	IMRT Assessments	19,232	249,770	-	230,538	230,538	-	-
9520014	Genetic Determinants	40	249,000	-	248,960	248,960	-	-
9520015	Robot Therapy	5,939	138,880	-	132,941	132,941	-	-
9520016	Brain Tumor Imaging	11,703	249,995	-	238,292	238,292	-	-
9520017	Nanospray Mass Spect	6,583	311,414	-	304,831	304,831	-	-
9520018	STARS Start Up	2,469	250,000	-	247,531	247,531	-	-
9520019	OB/GYN Skill Lab	5,156	30,000	-	24,844	24,844	-	-
9520020	USMLE/ACGME Assessment	99,829	300,000	-	200,171	200,171	-	-
9520021	ABC Transporter	152,755	170,607	-	17,852	17,852	-	-
9520022	Healthy WI Leadership	102,630	556,000	-	453,370	453,370	-	-
9520023	Doctoral Degree	12,105	40,000	-	27,895	27,895	-	-
9520024	Identify Impairment	3,376	87,287	-	83,911	83,911	-	-

**THE MEDICAL COLLEGE OF WISCONSIN, INC.  
ADVANCING A HEALTHIER WISCONSIN PROGRAM**

Schedule 1

**Schedule of Program Expenditures by Award**

<b>Award #</b>	<b>Award Short Name</b>	<b><u>Closed - Funds</u> <u>Returned to AHW</u></b>	<b><u>Adjusted Total</u> <u>Award</u></b>	<b><u>Outstanding</u> <u>Commitments</u></b>	<b><u>Life To Date</u> <u>Expenditures</u></b>	<b><u>2003 to 2022</u> <u>Expenditures</u></b>	<b><u>FY2023</u> <u>Expenditures</u></b>	<b><u>FY2024</u> <u>Expenditures</u></b>
9520025	Pediatric Epilepsy	360,000	360,000	-	-	-	-	-
9520026	Genetic Analysis	166,657	500,000	-	333,343	333,343	-	-
9520027	Biophothonic Imaging	993	150,000	-	149,007	149,007	-	-
9520028	Human ES Cell Core	11,291	162,000	-	150,709	150,709	-	-
9520029	Sickle Cell Disease	31	149,666	-	149,635	149,635	-	-
9520030	Use of RNA Interfere	145	108,945	-	108,800	108,800	-	-
9520031	Quality Internet Health	53,831	105,000	-	51,169	51,169	-	-
9520032	Competency-Based Educ	3,270	150,000	-	146,730	146,730	-	-
9520033	Development of CSHS	65,149	313,022	-	247,873	247,873	-	-
9520034	Case-Based Integration	76,129	130,000	-	53,871	53,871	-	-
9520035	Chronic Obesity	3,957	145,231	-	141,274	141,274	-	-
9520036	Implement COSI	60,686	118,556	-	57,870	57,870	-	-
9520037	Vaccinia Related	2,838	150,000	-	147,162	147,162	-	-
9520038	Nuclear FKBP	2,286	150,000	-	147,714	147,714	-	-
9520039	Novel Metabolism	21,025	150,000	-	128,975	128,975	-	-
9520040	Assess Cognition	1,127	150,000	-	148,873	148,873	-	-
9520041	EM Facility	9,349	203,625	-	194,276	194,276	-	-
9520042	Role of c-Src	5,697	150,000	-	144,303	144,303	-	-
9520043	Simultaneous MCG&ECG	24,399	143,205	-	118,806	118,806	-	-
9520044	Role of Mitochondria	14,478	150,000	-	135,522	135,522	-	-
9520045	Lentiviral Rats	9,602	150,000	-	140,398	140,398	-	-
9520046	CTRC Administrator	41,284	70,000	-	28,716	28,716	-	-
9520047	Pharmacogenomics	78,341	460,785	-	382,444	382,444	-	-
9520048	OSCE	3,045	119,618	-	116,573	116,573	-	-
9520049	IKCa1 Up-Regulation	113,119	150,000	-	36,881	36,881	-	-
9520050	Cancer Research	8,941	750,000	-	741,059	741,059	-	-
9520051	PhD Program	596,570	3,576,864	-	2,980,294	2,980,294	-	-
9520052	MPH Learning Program	176,782	2,200,848	-	2,024,066	2,024,066	-	-
9520053	3T MRI With USPIO	4,952	166,082	-	161,130	161,130	-	-
9520054	Humanities Program	13,659	139,245	-	125,586	125,586	-	-
9520055	CVC TR Facility	12,474	245,726	-	233,252	233,252	-	-
9520056	Clinical Research	36,877	1,026,466	-	989,589	989,589	-	-
9520057	NPR to Medications in PBD	10,171	20,000	-	9,829	9,829	-	-
9520058	Core Equipment	230,948	1,155,566	-	924,618	925,834	-	(1,216)
9520061	EPR Spectrometer	30	300,000	-	299,970	299,970	-	-
9520062	Control by GATA4	5,989	150,000	-	144,011	144,011	-	-
9520063	Growth Control	24,613	150,000	-	125,387	125,387	-	-
9520064	Phonological Therapy	11,102	149,874	-	138,772	138,772	-	-
9520065	Role of IL-1	4,970	138,181	-	133,211	133,211	-	-
9520066	Hydrogen Sulfide	3,965	137,602	-	133,637	133,637	-	-
9520067	Develop PBLI	166	136,611	-	136,445	136,445	-	-
9520068	CBID Support	2,872	399,389	-	396,517	396,517	-	-
9520069	Role of 20-HETE	209	134,242	-	134,033	134,033	-	-
9520070	Integrated Curriculum	903	133,285	-	132,382	132,382	-	-
9520071	Cultural Competency	3,525	117,245	-	113,720	113,720	-	-
9520072	Ion Chromatograph	-	60,000	-	60,000	60,000	-	-
9520073	Dynamic Imaging	270	145,931	-	145,661	145,661	-	-
9520074	CME Infrastructure	16,564	134,863	-	118,299	118,299	-	-

**THE MEDICAL COLLEGE OF WISCONSIN, INC.  
ADVANCING A HEALTHIER WISCONSIN PROGRAM**

Schedule 1

**Schedule of Program Expenditures by Award**

<u>Award #</u>	<u>Award Short Name</u>	<u>Closed - Funds Returned to AHW</u>	<u>Adjusted Total Award</u>	<u>Outstanding Commitments</u>	<u>Life To Date Expenditures</u>	<u>2003 to 2022 Expenditures</u>	<u>FY2023 Expenditures</u>	<u>FY2024 Expenditures</u>
9520075	Bipolar Disorder	51	137,383	-	137,332	137,332	-	-
9520076	Educational Scholars	26,055	397,508	-	371,453	371,453	-	-
9520077	Function of SmgGDS	1,881	129,208	-	127,327	127,327	-	-
9520078	Collaborative Approach	13,546	131,184	-	117,638	117,638	-	-
9520079	CBID Support	4	284,800	-	284,796	284,796	-	-
9520080	AMP-Deaminase	3,989	139,698	-	135,709	135,709	-	-
9520082	Coronary Vascular	38,069	121,680	-	83,611	83,611	-	-
9520083	Communication Skills	2,433	133,809	-	131,376	131,376	-	-
9520084	Vulnerable Elderly	121	141,201	-	141,080	141,080	-	-
9520085	Translational Research	18,741	250,000	-	231,259	231,259	-	-
9520086	Biology of Kidney	33,777	1,000,000	-	966,223	966,223	-	-
9520089	Regenerative Medicine	-	500,000	-	500,000	500,000	-	-
9520090	Stem Cell Biology	13,488	1,600,000	-	1,586,512	1,586,512	-	-
9520092	18-Head Microscope	1,304	100,000	-	98,696	98,696	-	-
9520093	Greene Recruitment	24,602	705,310	-	680,708	680,708	-	-
9520094	CTSI	2,509,151	5,151,152	-	2,642,001	2,642,001	-	-
9520095	CBID Support	35,262	312,986	-	277,724	277,724	-	-
9520096	CVC Support	59,013	346,524	-	287,511	287,511	-	-
9520097	IRC Seed Projects	12,358	489,935	-	477,577	477,577	-	-
9520098	CBID Support	11,633	271,368	-	259,735	259,735	-	-
9520100	Regeneration of IM	48,505	128,458	-	79,953	79,953	-	-
9520102	Genetic Modification	39	128,173	-	128,134	128,134	-	-
9520103	Genetic Screen	11,024	126,970	-	115,946	115,946	-	-
9520104	WI Leadership Inst	13,751	521,905	-	508,154	508,154	-	-
9520105	Role of BDNF	2,686	128,582	-	125,896	125,896	-	-
9520106	Cloche	2,759	132,229	-	129,470	129,470	-	-
9520107	Basic Mechanisms	37,806	122,360	-	84,554	84,554	-	-
9520108	Role of T Cells	20,809	123,511	-	102,702	102,702	-	-
9520109	Electronic Learners	19,894	242,819	-	222,925	222,925	-	-
9520110	Trans Neuro-Oncology	100,481	808,774	-	708,293	708,293	-	-
9520111	GABAergic Inhibition	2	122,829	-	122,827	122,827	-	-
9520112	Role of Rap 1B	-	123,061	-	123,061	123,061	-	-
9520113	Medical Incident Mgmt	8,406	123,430	-	115,024	115,024	-	-
9520115	Mitochondrial	17,268	122,175	-	104,907	104,907	-	-
9520116	Systems Biology	163,514	813,581	-	650,067	650,067	-	-
9520117	Myeloid Progenitors	21,723	122,438	-	100,715	100,715	-	-
9520120	Advancing Health	13,526	117,345	-	103,819	103,819	-	-
9520121	Empirical Ethics	650,780	806,181	-	155,401	155,401	-	-
9520122	Estrogen Receptor	112	122,946	-	122,834	122,834	-	-
9520124	CoRecruit Tarakanova	172,086	834,525	-	662,439	662,439	-	-
9520126	Nutritional Disorders	8,176	120,000	-	111,824	111,824	-	-
9520127	Quality Rounds	1,713	119,439	-	117,726	117,726	-	-
<b>2003 to 2008 Awards</b>		<b>\$ 6,992,958</b>	<b>\$ 39,733,607</b>	<b>\$ -</b>	<b>\$ 32,740,648</b>	<b>\$ 32,744,502</b>	<b>\$ -</b>	<b>\$ (3,854)</b>
		<b>F</b>						<b>→</b>
9520129	New Model Planning	384,819	1,420,546	-	1,035,727	1,035,727	-	-
9520134	Genetic Analysis	70,790	75,000	-	4,210	4,210	-	-
9520135	Vascular Endothelial	5,516	75,000	-	69,484	69,484	-	-
9520136	Clinical Correlates	4,999	75,000	-	70,001	70,001	-	-



**THE MEDICAL COLLEGE OF WISCONSIN, INC.  
ADVANCING A HEALTHIER WISCONSIN PROGRAM**

Schedule 1

**Schedule of Program Expenditures by Award**

<u>Award #</u>	<u>Award Short Name</u>	<u>Closed - Funds Returned to AHW</u>	<u>Adjusted Total Award</u>	<u>Outstanding Commitments</u>	<u>Life To Date Expenditures</u>	<u>2003 to 2022 Expenditures</u>	<u>FY2023 Expenditures</u>	<u>FY2024 Expenditures</u>
9520137	Gene Expression	338	75,000	-	74,662	74,662	-	-
9520138	Spectrokinetic	18,909	75,000	-	56,091	56,091	-	-
9520143	HTLV-2 Tax Protein	35,946	75,000	-	39,054	39,054	-	-
9520144	Hwang Recruitment	40,774	1,303,130	-	1,262,356	1,262,356	-	-
9520158	fMRI Abnormalities	857	75,000	-	74,143	74,143	-	-
9520159	Analysis Photoreceptor	1,163	200,000	-	198,838	198,838	-	-
9520160	Data Warehouse	523,095	1,500,000	-	976,905	976,905	-	-
9520161	Pancreatic Research	68,273	1,000,000	-	931,727	931,727	-	-
9520166	Faculty Support	10,176	848,184	-	838,008	838,008	-	-
9520172	Personalized Medicine	89,914	2,539,227	-	2,449,313	2,449,313	-	-
9520175	New Model Pilot Phase	328,780	3,873,649	-	3,544,869	3,544,869	-	-
9520177	Novel Synaptic Targets	-	300,000	-	300,000	300,000	-	-
9520179	Neuroscience Research	12,979	386,608	-	373,629	373,629	-	-
9520180	Chemoprevention Program	17,480	4,114,527	-	4,097,047	4,097,047	-	-
9520181	Infrastructure	88,963	6,546,130	-	6,457,167	6,462,061	-	(4,894)
9520182	Tissue Bank	24,017	5,219,068	-	5,195,051	5,195,051	-	-
9520189	CBID Recruitment	268	290,000	-	289,732	289,732	-	-
9520190	Scientific Citizens	182,190	1,659,180	-	1,476,990	1,476,990	-	-
9520194	Thrombin Receptor	3,623	500,000	-	496,377	496,377	-	-
9520195	Neuroscience NTRI	1,925	749,995	-	748,070	748,070	-	-
9520196	CTSI	211,866	3,172,764	-	2,960,898	2,961,116	-	(218)
9520197	CTSI	73,835	1,980,000	-	1,906,165	1,906,165	-	-
9520205	Voxel-Wise Database	506	300,000	-	299,494	299,494	-	-
9520208	Peripheral Nerve	-	383,000	-	383,000	383,000	-	-
9520210	Genomics and Ethics	424,877	1,642,312	-	1,217,435	1,217,435	-	-
9520211	HWLI	7	731,467	-	731,460	731,460	-	-
9520212	HMT	11,080	4,012,787	-	4,001,707	4,002,992	(1,119)	(167)
9520213	Cancer Biology (BC)	3,802	4,986,242	-	4,982,440	4,982,440	-	-
9520214	Redox Biology Program	195,466	1,600,000	-	1,404,534	1,404,534	-	-
9520217	Neuronal Synaptic	90,239	3,042,309	-	2,952,070	2,952,070	-	-
9520218	Newborn Anesthesia	146	600,000	-	599,854	599,854	-	-
9520222	Population Sciences	104,850	5,213,811	-	5,108,961	5,118,290	(6,725)	(2,604)
9520223	TPM	517,920	4,451,345	-	3,933,425	3,933,425	-	-
9520226	PCORP	46,313	900,000	-	853,687	853,687	-	-
9520227	Cancer Biomarkers	10,003	1,309,260	-	1,299,257	1,299,257	-	-
9520236	Computational Medicine	2,144,377	2,167,909	-	23,532	23,532	-	-
9520237	CMEP-Planning Phase	460,503	4,023,658	-	3,563,155	3,563,155	-	-
9520259	MEG Research	66,878	694,124	-	627,246	627,246	-	-
9520265	Early Detection of MCI	490,773	800,000	-	309,227	309,227	-	-
9520277	PHI Diabetes	124,567	1,800,000	-	1,675,433	1,675,433	-	-
9520288	Clinical Effectiveness	74,587	300,000	-	225,413	225,413	-	-
9520298	FPAD Program	11,401	1,943,400	-	1,931,999	1,932,074	-	(75)
9520392	Cross Cutting Program	267,514	698,832	-	431,318	431,317	-	-
<b>2009 to 2013 Awards</b>		<b>\$ 7,247,303</b>	<b>\$ 79,728,464</b>	<b>\$ -</b>	<b>\$ 72,481,161</b>	<b>\$ 72,496,962</b>	<b>\$ (7,844)</b>	<b>\$ (7,958)</b>
		<b>F</b>						<b>→</b>
9520311	CVC Signature Programs	339,724	4,000,000	-	3,660,276	3,660,262	14	-
9520312	Develop Health Leaders	170	45,556	-	45,386	45,386	-	-
9520320	Eradicate AIDS	1,369	999,395	-	998,026	998,026	-	-

**THE MEDICAL COLLEGE OF WISCONSIN, INC.  
ADVANCING A HEALTHIER WISCONSIN PROGRAM**

Schedule 1

**Schedule of Program Expenditures by Award**

<b>Award #</b>	<b>Award Short Name</b>	<b><u>Closed - Funds</u> <u>Returned to AHW</u></b>	<b><u>Adjusted Total</u> <u>Award</u></b>	<b><u>Outstanding</u> <u>Commitments</u></b>	<b><u>Life To Date</u> <u>Expenditures</u></b>	<b><u>2003 to 2022</u> <u>Expenditures</u></b>	<b><u>FY2023</u> <u>Expenditures</u></b>	<b><u>FY2024</u> <u>Expenditures</u></b>
9520321	CE Core Planning	42,067	121,000	-	78,933	78,933	-	-
9520350	Develop AAP	41,699	969,426	-	927,727	927,727	-	-
9520351	StEP-UP	-	925,915	-	925,915	928,021	(2,106)	-
9520353	REP Responsive	11,171	200,000	-	188,829	188,829	-	-
9520355	REP Responsive	384	200,000	-	199,616	199,616	-	-
9520357	MRI Technology	44	500,000	-	499,956	499,956	-	-
9520363	Nervous System Trauma	1,850	1,053,108	-	1,051,258	1,051,258	-	-
9520364	REP Responsive	6,173	200,000	-	193,827	193,827	-	-
9520366	REP Responsive	11,233	200,000	-	188,767	188,767	-	-
9520369	Pharmacy School	24,058	3,024,132	5,659	2,994,415	2,994,415	-	-
9520370	REP Responsive	1,394	200,000	-	198,606	198,606	-	-
9520371	REP Responsive	4,641	200,000	-	195,359	195,359	-	-
9520372	CTSI PCCTRP	857,907	5,327,956	-	4,470,049	4,470,091	-	(42)
9520373	CE Core Implement	754	2,399,420	-	2,398,666	2,398,666	-	-
9520376	Stroke Survivors	180,275	1,003,673	-	823,398	821,485	1,914	-
9520377	REP Responsive	636	200,000	-	199,364	199,364	-	-
9520378	REP Responsive	18,535	199,137	-	180,602	180,602	-	-
9520379	REP Responsive	14,244	200,000	-	185,756	185,756	-	-
9520381	REP Responsive	1,011	200,000	-	198,989	198,989	-	-
9520382	REP Responsive	55	200,000	-	199,945	199,945	-	-
9520391	REP Responsive	199,569	199,569	-	-	-	-	-
9520416	GME Development	65,823	369,060	-	303,237	303,237	-	-
9520419	Joint BME Dept	-	2,000,000	12,034	1,987,966	1,585,329	314,307	88,330
9520423	REP Responsive	987	200,000	-	199,013	199,013	-	-
9520424	REP Responsive	3,191	200,000	-	196,809	196,809	-	-
9520425	Precision Medicine	13,773	1,500,000	-	1,486,227	1,487,573	(1,345)	-
9520426	REP Responsive	20,089	200,000	-	179,911	179,911	-	-
9520427	Collaborative for CHDS	-	5,000,000	1,272,685	3,727,315	2,517,579	552,658	657,078
9520429	REP Responsive	29,350	200,000	-	170,650	170,650	-	-
9520430	REP Responsive	16,180	200,000	-	183,820	183,820	-	-
9520440	REP Responsive	1,576	200,000	-	198,424	198,424	-	-
9520444	Underlying TBI	418	1,000,000	-	999,582	1,001,009	(1,427)	-
9520449	COME ALIVE MKE	-	2,800,000	(3,658)	2,803,658	1,910,018	895,318	(1,678)
9520450	REP Responsive	13,974	200,000	-	186,026	186,026	-	-
9520451	REDIRECT	-	5,000,000	378,740	4,621,260	3,772,795	670,495	177,970
9520452	REP Responsive	85	200,000	-	199,915	199,915	-	-
9520453	REP Responsive	28,148	200,000	-	171,852	171,852	-	-
9520454	REP Responsive	29,119	200,000	-	170,881	170,881	-	-
9520456	REP Responsive	5,303	200,000	-	194,697	194,697	-	-
9520457	Pancreas Cancer	3,189,480	7,224,689	-	4,035,209	3,241,152	821,981	(27,923)
9520458	REP Responsive	3,283	200,000	-	196,717	196,717	-	-
9520461	REP Responsive	4,394	200,000	-	195,606	195,606	-	-
9520462	Cognitive NRP	-	2,000,000	55,705	1,944,295	1,234,798	510,474	199,023
9520480	REP Responsive	44,659	200,000	-	155,341	155,341	-	-
9520482	Neurological Program	-	3,000,000	732,777	2,267,223	1,504,177	360,253	402,792
9520491	REP Responsive	148	200,000	-	199,852	199,973	-	(121)
9520493	REP Responsive	231	200,000	-	199,769	200,087	(318)	-

**THE MEDICAL COLLEGE OF WISCONSIN, INC.  
ADVANCING A HEALTHIER WISCONSIN PROGRAM**

Schedule 1

**Schedule of Program Expenditures by Award**

<u>Award #</u>	<u>Award Short Name</u>	<u>Closed - Funds Returned to AHW</u>	<u>Adjusted Total Award</u>	<u>Outstanding Commitments</u>	<u>Life To Date Expenditures</u>	<u>2003 to 2022 Expenditures</u>	<u>FY2023 Expenditures</u>	<u>FY2024 Expenditures</u>
9520494	REP Responsive	-	200,000	-	200,000	200,170	-	(170)
9520495	REP Responsive	-	199,022	(492)	199,514	199,514	-	-
9520496	REP Responsive	1,524	200,000	-	198,476	198,476	-	-
9520497	REP Responsive	31,578	200,000	-	168,422	170,114	(1,693)	-
<b>2014 to 2018 Awards</b>		<b>\$ 5,262,276</b>	<b>\$ 56,661,058</b>	<b>\$ 2,453,450</b>	<b>\$ 48,945,332</b>	<b>\$ 43,329,548</b>	<b>\$ 4,120,525</b>	<b>\$ 1,495,259</b>
<b>F</b>								
9520498	MS in Global Health	620	488,683	-	488,064	445,702	42,945	(583)
9520499	Genetic Counseling MS	-	1,301,461	2,167	1,299,294	855,615	362,008	81,671
9520500	GSPMC Simulation Unit	-	4,000,000	25,184	3,974,816	1,663,609	965,162	1,346,045
9520501	Small Investments	92,487	100,000	-	7,513	7,513	-	-
9520502	Integration Hub	-	839,446	59,797	779,648	559,671	97,009	122,968
9520504	Research Office	-	5,000,000	1,475,147	3,524,853	1,521,756	910,245	1,092,852
<b>Jan - Jun 2019 Awards</b>		<b>\$ 93,107</b>	<b>\$ 11,729,590</b>	<b>\$ 1,562,296</b>	<b>\$ 10,074,187</b>	<b>\$ 5,053,866</b>	<b>\$ 2,377,368</b>	<b>\$ 2,642,954</b>
<b>F</b>								
9520519	Ped Heart Disease	-	3,000,000	424,767	2,575,233	1,256,767	681,438	637,028
9520541	OTO Clinomics	-	1,200,000	189,266	1,010,734	566,222	242,674	201,838
9520546	Precision Medicine	-	518,120	117,615	400,505	207,358	76,083	117,064
9520547	DrPH in Public Health	-	702,478	43,832	658,646	361,360	148,202	149,084
9520551	Urgent Response Award	7,248	145,168	-	137,920	144,297	-	(6,377)
9520552	Urgent Response Award	3,935	508,388	-	504,453	504,453	-	-
9520553	Urgent Response Award	1,387	489,059	-	487,672	504,442	(16,771)	-
9520554	Urgent Response Award	11,209	97,594	-	86,385	86,385	-	-
9520556	Urgent Response Award	40,428	498,931	-	458,503	484,051	-	(25,548)
9520557	Urgent Response Award	28,304	144,171	-	115,867	115,867	-	-
9520558	Urgent Response Award	-	382,664	-	382,664	382,674	(10)	-
9520559	Preceptor Award	431	6,167	-	5,735	5,735	-	-
9520560	REP Responsive	-	250,000	123,182	126,818	126,818	-	-
9520561	REP Responsive	780	250,000	-	249,220	246,240	2,980	-
9520562	Preceptor Award	641	6,167	-	5,526	5,526	-	-
9520563	Urgent Response Award	107,303	144,086	-	36,783	36,783	-	-
9520566	Preceptor Award	409	6,167	-	5,757	5,757	-	-
9520567	Student Inclusion	-	398,561	27,115	371,446	139,183	108,363	123,901
Rescinded 1	Resting Metabolic Rate	250,000	250,000	-	-	-	-	-
Rescinded 2	Artificial Sweeteners	250,000	250,000	-	-	-	-	-
9520568	Preceptor Award	3,943	6,167	-	2,224	2,224	-	-
9520582	Translational Study	20,135	250,000	-	229,865	93,698	136,168	-
<b>Fiscal Year 2020 Awards</b>		<b>\$ 726,153</b>	<b>\$ 9,503,886</b>	<b>\$ 925,777</b>	<b>\$ 7,851,956</b>	<b>\$ 5,275,840</b>	<b>\$ 1,379,127</b>	<b>\$ 1,196,989</b>
<b>F</b>								
9520594	Solutions to Lead	-	400,000	62,055	337,945	155,414	112,082	70,450
9520598	Cross Cutting Program	-	535,097	259,919	275,178	100,985	84,981	89,212
9520600	WVPP	-	216,000	19,240	196,760	167,222	29,538	-
9520601	Smoking Cessation	327,455	393,627	-	66,172	56,572	9,600	-
9520602	WAPP	4,925	32,403	-	27,478	27,478	-	-
9520603	Cross Cutting Program	-	1,049,428	765,187	284,241	84,981	91,699	107,561
9520606	Mentor Program	-	2,465,245	1,129,106	1,336,139	180,496	496,921	658,723

**THE MEDICAL COLLEGE OF WISCONSIN, INC.  
ADVANCING A HEALTHIER WISCONSIN PROGRAM**

Schedule 1

**Schedule of Program Expenditures by Award**

<u>Award #</u>	<u>Award Short Name</u>	<u>Closed - Funds Returned to AHW</u>	<u>Adjusted Total Award</u>	<u>Outstanding Commitments</u>	<u>Life To Date Expenditures</u>	<u>2003 to 2022 Expenditures</u>	<u>FY2023 Expenditures</u>	<u>FY2024 Expenditures</u>
Rescinded 3	MORE	100,620	100,620	-	-	-	-	-
9520614	Bridging The Gap	-	250,000	(2,735)	252,735	113,992	120,412	18,331
9520615	Origin of Fibroblasts	-	3,100,000	1,598,038	1,501,962	393,925	541,651	566,386
9520616	Sickle Cell Disease	-	250,000	2,494	247,506	97,700	77,686	72,120
9520617	Health Disparities	-	1,500,000	354,725	1,145,275	258,612	448,071	438,591
9520618	Neuronal Development	-	250,000	3,757	246,243	66,694	87,742	91,808
9520619	Cross Cutting Program	-	1,449,428	745,563	703,865	118,690	325,507	259,668
9520620	Molecular Pathogenesis	-	300,000	16,096	283,904	79,107	121,519	83,277
9520623	Transgender Profile	-	250,000	42,880	207,120	59,475	63,254	84,390
9520624	Vaccine Confidence	10,252	230,000	-	219,748	219,748	-	-
9520625	Clean Air	-	400,000	14,332	385,668	113,181	176,234	96,253
9520626	Iyengar Yoga	-	250,000	20	249,980	80,588	121,785	47,607
9520627	Human Holobiont	-	1,500,000	659,724	840,276	249,843	300,058	290,376
9520629	Immuno-Oncology	-	5,600,000	4,805,153	794,847	116,198	317,054	361,595
9520630	Aphasia Recovery	-	283,737	43,629	240,108	62,777	106,814	70,517
Institutional Accrual					9,684	9,684		
<b>Fiscal Year 2021 Awards</b>		<b>\$ 443,252</b>	<b>\$ 20,805,585</b>	<b>\$ 10,519,181</b>	<b>\$ 9,852,836</b>	<b>\$ 2,813,364</b>	<b>\$ 3,632,608</b>	<b>\$ 3,406,864</b>
		<b>F</b>						<b>→</b>
9520632	Lung Research Program	-	1,500,000	1,019,293	480,707	116,919	127,733	236,055
9520639	Neuroinflammation	-	500,000	192,114	307,886	56,753	136,873	114,259
9520640	Lung-Brain Axis	-	500,003	240,954	259,049	39,417	80,040	139,591
9520649	Precision Medicine 2.0	824,772	1,000,000	-	175,228	-	176,526	(1,298)
9520650	Protein Structures	-	5,500,000	4,480,949	1,019,051	-	633,010	386,041
9520651	Family Perspectives	-	200,000	21,388	178,612	-	72,211	106,402
9520652	Commercialize QRF+	-	199,580	10,529	189,051	-	88,283	100,768
9520654	Surgical Disparities	-	1,091,200	857,073	234,127	-	121,843	112,284
9520655	Improve Healthy Minds	-	200,000	9,364	190,636	-	92,957	97,679
9520656	Moving to Healing	-	199,999	71,530	128,469	-	62,988	65,481
9520657	Gun Violence Survivors	-	200,000	6,803	193,197	-	13,489	179,708
9520658	Low Back Pain	-	199,529	36,143	163,386	-	61,845	101,541
9520659	RNA Therapy	-	200,000	-	200,000	-	97,764	102,236
9520660	Cardiovascular Health	-	200,000	111,639	88,361	-	61,456	26,905
9520661	Covariate Parameters	-	200,000	223	199,777	-	100,722	99,055
9520663	Reduce Opioid Overdose	-	199,001	18,359	180,642	-	75,481	105,161
9520664	Small Vascular Graft	-	200,000	3,554	196,446	-	95,967	100,479
9520665	Structural Discrimination	-	200,000	54,703	145,297	-	87,027	58,269
9520667	Metabolics	-	5,500,000	3,609,038	1,890,962	-	1,557,923	333,038
9520668	Cardiomyopathy	-	200,000	12,448	187,552	-	71,500	116,052
9520672	Community Outreach	-	199,877	58,061	141,816	-	67,069	74,747
9520673	Hand Dexterity	-	200,000	25,544	174,456	-	55,447	119,009
9520674	MHFA Training	-	197,400	72,382	125,018	-	22,975	102,042
9520675	Long COVID Symptoms	200,000	200,000	-	-	-	-	-
9520686	Micro-Credential Pilot	-	199,654	119,338	80,316	-	18,123	62,193
Rescinded 4	Amputation Related Pain	200,000	200,000	-	-	-	-	-
9520669	Learning Event	-	5,000	-	5,000	-	5,000	-
9520670	Learning Event	1,454	5,000	-	3,546	-	3,546	-
9520671	Learning Event	5,000	5,000	-	-	-	-	-
9520677	Learning Event	1	2,159	-	2,158	-	2,158	-

**THE MEDICAL COLLEGE OF WISCONSIN, INC.  
ADVANCING A HEALTHIER WISCONSIN PROGRAM**

Schedule 1

**Schedule of Program Expenditures by Award**

<u>Award #</u>	<u>Award Short Name</u>	<u>Closed - Funds Returned to AHW</u>	<u>Adjusted Total Award</u>	<u>Outstanding Commitments</u>	<u>Life To Date Expenditures</u>	<u>2003 to 2022 Expenditures</u>	<u>FY2023 Expenditures</u>	<u>FY2024 Expenditures</u>
Institutional Accrual					(15,355)	(15,355)		
<b>Fiscal Year 2022 Awards</b>		\$ 1,231,227	\$ 19,403,402	\$ 11,031,431	\$ 7,125,389	\$ 197,734	\$ 3,989,956	\$ 2,937,699
		F						
9520676	PA Master of Science	-	2,014,999	603,294	1,411,705	-	401,831	1,009,874
9520678	Early Admissions	-	50,000	-	50,000	-	24,236	25,764
9520679	Chronic Heart Failure	14,126	50,000	-	35,874	-	14,732	21,142
9520680	Sensory Neurons	7,931	50,000	-	42,069	-	30,683	11,386
9520681	Platelet Transfusion	-	50,000	21,132	28,868	-	24,041	4,828
9520682	Sleep Restriction	-	49,999	(58)	50,057	-	19,852	30,205
9520683	Weight Loss	-	48,889	5,598	43,291	-	16,020	27,271
9520684	Deep Learning	-	50,000	88	49,912	-	12,101	37,810
9520685	Reduce Life Threat	-	49,462	9,213	40,249	-	12,402	27,846
9520688	PASC in Cancer	-	50,000	3,994	46,006	-	18,245	27,761
9520689	NAACP Action	-	50,000	527	49,473	-	17,293	32,180
9520690	Disrupt Cholesterol	-	50,000	1,492	48,508	-	15,408	33,100
9520692	Communication Skills	-	50,000	-	50,000	-	25,000	25,000
9520693	Impact of Alcohol RNW	-	49,964	5,674	44,290	-	14,032	30,258
9520694	ISDEEPO	-	50,000	8,988	41,012	-	4,135	36,877
9520696	Breast Cancer	-	50,000	(2,462)	52,462	-	8,050	44,412
9520699	Breast Cancer Risk	-	50,000	897	49,103	-	20,257	28,846
9520701	Film-Based Curriculum	-	41,512	1,499	40,013	-	18,964	21,048
9520706	Cardiac Reprogram	-	800,000	580,038	219,962	-	-	219,962
9520708	Cardiac Remodeling	-	300,000	205,615	94,385	-	-	94,385
Learning2	Learning Event	60,870	60,870	-	-	-	-	-
9520697	Learning Event	-	3,240	-	3,240	-	3,240	-
9520698	Learning Event	1,818	3,731	-	1,913	-	1,913	-
9520700	Learning Event	-	5,000	-	5,000	-	4,782	218
9520702	Learning Event	1,829	5,000	-	3,171	-	3,171	-
9520707	Learning Event	-	5,000	-	5,000	-	-	5,000
Learning3	Learning Event	-	935,335	935,335	-	-	-	-
Institutional Accrual					(22,205)	-	(22,205)	
<b>Fiscal Year 2023 Awards</b>		\$ 86,574	\$ 4,973,001	\$ 2,380,863	\$ 2,483,358	\$ -	\$ 688,183	\$ 1,795,175
		F						
9520720	Learning Event	-	5,000	5,000	-	-	-	-
9520721	Learning Event	-	5,000	432	4,568	-	-	4,568
9520722	Learning Event	-	5,000	-	5,000	-	-	5,000
9520723	Learning Event	-	4,665	-	4,665	-	-	4,665
9520725	Learning Event	-	5,000	1,548	3,452	-	-	3,452
9520726	Learning Event	466	5,000	-	4,534	-	-	4,534
9520731	Learning Event	-	5,000	-	5,000	-	-	5,000
9520757	Learning Event	-	5,000	2,000	3,000	-	-	3,000
9520771	Learning Event	-	5,000	5,000	-	-	-	-
9520787	Learning Event	-	5,000	5,000	-	-	-	-
9520789	Learning Event	-	5,000	3,000	2,000	-	-	2,000
9520793	Learning Event	-	5,000	5,000	-	-	-	-
9520799	Learning Event	-	5,000	5,000	-	-	-	-
9520728	Kidney Disease	-	300,000	244,885	55,115	-	-	55,115

**THE MEDICAL COLLEGE OF WISCONSIN, INC.  
ADVANCING A HEALTHIER WISCONSIN PROGRAM**

Schedule 1

**Schedule of Program Expenditures by Award**

<b>Award #</b>	<b>Award Short Name</b>	<b><u>Closed - Funds</u> <u>Returned to AHW</u></b>	<b><u>Adjusted Total</u> <u>Award</u></b>	<b><u>Outstanding</u> <u>Commitments</u></b>	<b><u>Life To Date</u> <u>Expenditures</u></b>	<b><u>2003 to 2022</u> <u>Expenditures</u></b>	<b><u>FY2023</u> <u>Expenditures</u></b>	<b><u>FY2024</u> <u>Expenditures</u></b>
9520730	Precision Oncology	-	300,000	193,752	106,248	-	-	106,248
9520733	Cell Carcinoma	-	49,982	26,488	23,494	-	-	23,494
9520734	Suicide Review	-	46,254	26,151	20,103	-	-	20,103
9520735	Liver Defatting	-	50,000	24,531	25,469	-	-	25,469
9520736	PFAS Exposure	-	50,000	23,868	26,132	-	-	26,132
9520737	Lung Regeneration	-	50,000	36,572	13,428	-	-	13,428
9520738	Crime Victim Program	-	49,937	35,542	14,395	-	-	14,395
9520739	Neuron Analgesia	-	50,000	48,935	1,065	-	-	1,065
9520740	Epilepsy Phenotypes	-	50,000	26,878	23,122	-	-	23,122
9520741	Hemophilia A	-	50,000	31,240	18,760	-	-	18,760
9520742	Breast Cancer	-	50,000	33,164	16,836	-	-	16,836
9520743	Fertility Preservation	-	41,587	23,302	18,285	-	-	18,285
9520744	Ovarian Cancer	-	50,000	35,812	14,188	-	-	14,188
9520745	Health Equity Careers	-	50,000	41,925	8,075	-	-	8,075
9520746	Cancer Progress	-	50,000	25,637	24,363	-	-	24,363
9520747	RhoBTB1-Cullin 3	-	50,000	30,914	19,086	-	-	19,086
9520748	HDL in Atherogenesis	-	50,000	34,201	15,799	-	-	15,799
9520749	Thrombophilia	-	50,000	28,517	21,483	-	-	21,483
9520750	KRa in Breast Cancer	-	50,000	31,367	18,633	-	-	18,633
9520751	Map Motor Functions	-	50,000	28,992	21,008	-	-	21,008
9520752	CART Therapy	-	50,000	43,253	6,747	-	-	6,747
9520753	Multi-Omic Analyses	-	49,839	40,385	9,454	-	-	9,454
9520754	Pancreatic Cancer	-	50,000	50,000	-	-	-	-
9520755	Genomic Testing	-	49,976	34,081	15,895	-	-	15,895
9520756	Short-Term Memory	-	50,000	31,769	18,231	-	-	18,231
9520758	Vision Restoration	-	50,000	32,422	17,578	-	-	17,578
9520759	Alleviate Neuropathy	-	50,000	35,010	14,990	-	-	14,990
9520760	Neuronal Mitochondria	-	50,000	27,888	22,112	-	-	22,112
9520761	Role of FoxK Factors	-	50,000	25,871	24,129	-	-	24,129
9520762	Rapid THC Testing	-	50,000	35,280	14,720	-	-	14,720
9520763	Long-Term Care	-	50,000	31,730	18,270	-	-	18,270
9520764	Gallium Response	-	50,000	48,354	1,646	-	-	1,646
9520765	Pancreatic Beta-Cell	-	50,000	11,080	38,920	-	-	38,920
9520766	BMP Dependent	-	50,000	31,587	18,413	-	-	18,413
9520767	Cardiac Calcium	-	49,757	23,268	26,489	-	-	26,489
9520768	Rod-Shaped Microglia	-	49,992	38,724	11,268	-	-	11,268
9520770	Local Alcohol Policy	-	49,998	26,305	23,693	-	-	23,693
9520773	Bring Wellness Home	-	47,109	35,468	11,641	-	-	11,641
9520774	Retinal Repair	-	50,000	17,478	32,522	-	-	32,522
9520775	Concussion Guide	-	44,775	24,492	20,283	-	-	20,283
9520776	Chromatin Architecture	-	50,000	32,332	17,668	-	-	17,668
9520777	Multiple Myeloma	-	46,067	36,408	9,659	-	-	9,659
9520779	Automate Diagnosis	-	50,000	39,128	10,872	-	-	10,872
9520780	Greening the OR	-	44,650	25,017	19,633	-	-	19,633
9520781	Necrotize Enterocolitis	-	49,931	30,748	19,183	-	-	19,183
9520782	Emergency Surgery	-	47,595	43,464	4,131	-	-	4,131
9520784	SIRTuins	-	50,000	25,675	24,325	-	-	24,325
9520785	Uninsured Patients	-	49,823	41,536	8,287	-	-	8,287

**THE MEDICAL COLLEGE OF WISCONSIN, INC.  
ADVANCING A HEALTHIER WISCONSIN PROGRAM**

Schedule 1

**Schedule of Program Expenditures by Award**

<u>Award #</u>	<u>Award Short Name</u>	<u>Closed - Funds Returned to AHW</u>	<u>Adjusted Total Award</u>	<u>Outstanding Commitments</u>	<u>Life To Date Expenditures</u>	<u>2003 to 2022 Expenditures</u>	<u>FY2023 Expenditures</u>	<u>FY2024 Expenditures</u>
9520786	GSPMC Data Science	-	2,279,178	2,099,899	179,279	-	-	179,279
9520788	POCD in Elderly	-	50,000	25,608	24,392	-	-	24,392
9520790	Student Community	-	50,000	42,333	7,667	-	-	7,667
9520791	Develop SHE Center	-	500,000	363,473	136,527	-	-	136,527
9520792	Cannabinoid Use	-	49,833	37,145	12,688	-	-	12,688
9520794	Scene Transport	-	49,372	37,557	11,815	-	-	11,815
9520795	Small Vascular Graft	-	50,000	45,324	4,676	-	-	4,676
9520796	Opioid Use	-	50,000	34,824	15,176	-	-	15,176
9520797	Physiology Research	-	824,770	824,770	-	-	-	-
9520798	Cross Cutting Program	-	1,384,671	1,320,731	63,940	-	-	63,940
9520800	Pediatric Obesity	-	12,575	12,575	-	-	-	-
9520801	Artificial Speech	-	250,000	250,000	-	-	-	-
9520802	Axillary Surgery	-	250,000	250,000	-	-	-	-
9520803	Safer Medication	-	250,000	250,000	-	-	-	-
9520804	Cell-Cell Interact	-	600,000	600,000	-	-	-	-
9520805	Brain Injury Outcome	-	250,000	250,000	-	-	-	-
9520806	Hypertension Control	-	900,548	900,548	-	-	-	-
9520807	Drug Delivery	-	250,000	250,000	-	-	-	-
9520808	MCW HESP	-	1,904,516	1,904,516	-	-	-	-
9520809	Suicide Prevention	-	247,315	247,315	-	-	-	-
9520810	Fellowship Training	-	249,667	249,667	-	-	-	-
9520811	Opioid Treatment	-	249,993	249,993	-	-	-	-
9520812	CPR Education	-	249,991	249,991	-	-	-	-
9520813	Support Families	-	146,959	146,959	-	-	-	-
9520814	Medicine Fellowship	-	250,000	250,000	-	-	-	-
9520818	Clinician Wellness	-	698,775	698,775	-	-	-	-
REP05	Breast Cancer	-	250,000	250,000	-	-	-	-
REP08	Pediatric Behavior	-	250,000	250,000	-	-	-	-
REP10	Precision Medicine	-	249,447	249,447	-	-	-	-
REP13	Develop HOPE	-	250,000	250,000	-	-	-	-
9520817	Long COVID	-	250,000	250,000	-	-	-	-
9520816	Opioid Use Disorder	-	249,132	249,132	-	-	-	-
REP19	Overdose Response	-	249,982	249,982	-	-	-	-
REP20	Youth Screening	-	248,555	248,555	-	-	-	-
Rescinded 5	EyeBioDR	50,000	50,000	-	-	-	-	-
Institutional Accrual					(63,619)			(63,619)
<b>Fiscal Year 2024 Awards</b>		<b>\$ 50,466</b>	<b>\$ 17,077,216</b>	<b>\$ 15,572,523</b>	<b>\$ 1,390,608</b>	<b>\$ -</b>	<b>\$ -</b>	<b>\$ 1,390,608</b>
		<b>F</b>						
<b>Research and Education Program</b>								
<b>Awards Subtotal</b>		<b>\$ 22,133,315</b>	<b>\$ 259,615,808</b>	<b>\$ 44,445,521</b>	<b>\$ 192,945,476</b>	<b>\$ 161,911,816</b>	<b>\$ 16,179,923</b>	<b>\$ 14,853,737</b> ✓
		<b>F</b>						

**THE MEDICAL COLLEGE OF WISCONSIN, INC.  
ADVANCING A HEALTHIER WISCONSIN PROGRAM**

Schedule 1

**Schedule of Program Expenditure Totals**

Award #	Award Short Name	Closed - Funds Returned to AHW	Adjusted Total Award	Outstanding Commitments	Life To Date Expenditures	2003 to 2022 Expenditures	FY2023 Expenditures	FY2024 Expenditures	
Program Expenditures (AUP 2):									
	Healthier Wisconsin Partnership Program Awards	7,070,545	109,978,168	15,452,420	87,453,501	72,892,050	6,943,304	7,618,148	
	Research and Education Program Awards	22,133,315	259,615,808	44,445,521	192,945,476	161,911,816	16,179,923	14,853,737	
	Program Expenditures Subtotal	\$ 29,203,861	\$ 369,593,975	\$ 59,897,941	\$ 280,398,978	\$ 234,803,866	\$ 23,123,227	\$ 22,471,885	✓
	F								
Administrative Program Support (AUP 8):									
	Healthier Wisconsin Partnership Program	657,954	3,221,213	733,428	1,829,831	942,445	399,080	488,306	
	Research and Education Program	209,722	3,262,855	465,039	2,588,093	1,059,195	684,354	844,544	
	Administrative Program Support Subtotal	\$ 867,676	\$ 6,484,068	\$ 1,198,467	\$ 4,417,925	\$ 2,001,641	\$ 1,083,434	\$ 1,332,850	✓
	F								
Administrative Expenditures (AUP 6):									
	Healthier Wisconsin Partnership Program	955,595	14,474,969	869,419	12,649,955	10,824,807	907,932	917,216	
	Research and Education Program	2,032,512	17,859,478	1,830,647	13,996,319	10,407,040	1,770,208	1,819,071	
	Administrative Expenditures Subtotal	\$ 2,988,107	\$ 32,334,447	\$ 2,700,066	\$ 26,646,274	\$ 21,231,847	\$ 2,678,139	\$ 2,736,287	✓
	F								
Grand Total		\$ 33,059,644	\$ 408,412,490	\$ 63,796,474	\$ 311,463,176	\$ 258,037,353	\$ 26,884,800	\$ 26,541,022	✓
	F								

**Tickmark Legend**

F: Footed

✓: KPMG obtained the underlying detail of the award expenditures from 7/1/2023-6/30/2024. KPMG filtered the detail by fiscal year and agreed it to the respective audited financial statements without exception. KPMG filtered the detail for the respective period and agreed to this schedule without exception.



**THE MEDICAL COLLEGE OF WISCONSIN, INC.  
ADVANCING A HEALTHIER WISCONSIN PROGRAM**

**Schedule 2**

Schedule of Endowment Balances  
(in thousands)

	<u>6/30/2024</u>	
AHW Healthier Wisconsin Partnership Program	\$ 159,127	
AHW Research and Education Program	<u>295,741</u>	
Total endowed funds	454,868	✓
	<b>F</b>	
AHW Healthier Wisconsin Partnership Program Spendable Fund	30,071	
AHW Research and Education Program Spendable Fund	<u>34,879</u>	
Total spendable income funds	64,950	✓
	<b>F</b>	
<b>Total</b>	<b>\$ <u>519,818</u></b>	✓
	<b>F</b>	

**Tickmark Legend**

F: Footed

✓: KPMG agreed to the audited financial statements.

**MEDICAL COLLEGE OF WISCONSIN, INC.**  
**ADVANCING A HEALTHIER WISCONSIN PROGRAM**

**Schedule 3a**

**Administrative Expenditure Comparative**

	<b>FY 6/30/2024</b>	
Total administrative expenditure	<b>A \$</b> 2,736,287	
Total administrative program support expenditure	1,332,850	
Total program expenditure	22,471,885	
Total expenditures	<b>B \$</b> 26,541,022 ✓	
	<b>F</b>	
Average monthly endowment value (in thousands)	<b>C \$</b> 495,705	
<b>Percentage of administrative expense to average monthly endowment value</b>	<b>(A/1000)/C =</b>	<b>0.55%</b>
Percentage of administrative expenditures to total expenses	<b>A/B =</b>	<b>10.31%</b>
Total administrative expenditures tested	<b>\$</b> 54,634 ☒	

**Tickmark Legend**

FY: Fiscal Year

✓: KPMG agreed to the audited financial statements.

F: Footed

☒: Agrees to total amount sampled in Schedule 3B.

**THE MEDICAL COLLEGE OF WISCONSIN, INC.  
ADVANCING A HEALTHIER WISCONSIN PROGRAM**

**Administrative Expenditure Samples**

<u>Sample</u>	<u>Expenditure Period</u>	<u>Project Number</u>	<u>Supplier Name</u>	<u>Invoice Number</u>	<u>Transaction Amount</u>	<u>Tickmark</u>
<i>FY 2024 Public Health Awards</i>						
1	Jul-23	5510259	Faculty Salaries-Base	NULL	7,525.45	☑
2	Jun-24	5510259	Faculty Salaries-Base	NULL	1,207.20	☑
3	Jan-24	5510259	Staff Salaries-Base	NULL	427.88	☑
4	Mar-24	NULL	Faculty Bonuses	NULL	2,932.14	☑
5	Mar-24	5510259	SALESFORCE.COM INC	28967607	22,177.42	✓
<i>FY 2024 Medical Education and Research Awards</i>						
1	Oct-23	5520604	Faculty Salaries-Base	NULL	1,658.79	☑
2	Dec-23	NULL	Faculty Bonuses	NULL	12,033.02	☑
3	Feb-24	5520604	Staff Salaries-Base	NULL	313.94	☑
4	Mar-24	5520604	Fringe Benefits-Staff	NULL	1,738.15	☑
5	Jul-23	5520604	AVI SYSTEMS	88892957	4,619.76	✓

**Tickmark Legend**

FY: Fiscal Year

✓: For external expenses, KPMG obtained supporting documentation including invoice, bank statement/check copy support, and purchase order (if applicable) and vouched that the administration expenses was appropriate and related to the Program.

☑: For internal expenses, KPMG obtained supporting documentation over the inter-department job charges invoice or transfer entry and journal entry support and vouched that the administrative expense was appropriate and related to the Program. KPMG notes that internal inter-department expenses are paid via a journal entry, as such, additional payment support is not considered necessary.

**THE MEDICAL COLLEGE OF WISCONSIN, INC.  
ADVANCING A HEALTHIER WISCONSIN PROGRAM**

Schedule 3C

**Schedule of Administrative Program Expenditures by Award**

<u>Award #</u>	<u>Award Short Name</u>	<u>Closed - Funds Returned to AHW</u>	<u>Adjusted Total Award</u>	<u>Outstanding Commitments</u>	<u>Life To Date Expenditures</u>	<u>2003 to 2022 Expenditures</u>	<u>FY2023 Expenditures</u>	<u>FY2024 Expenditures</u>	
<b>Program Support:</b>									
5510173	Incubator Fund	196,880	236,400	-	39,520	39,520	-	-	
5510174	Mentor Fund	123,155	139,520	-	16,365	16,365	-	-	
5510183	Capacity Fund	4,628	92,582	-	87,954	87,954	-	-	
5510184	Responsive Fund	95,536	217,502	-	121,966	121,966	-	-	
5510185	Strategic Fund	85,281	262,055	-	176,774	176,774	-	-	
5510235	Pathway Initiatives	152,474	341,501	-	189,027	189,027	-	-	
9510260	Program-Community		1,931,653	733,428	1,198,225	310,840	399,080	488,306	
<b>Healthier Wisconsin Partnership Program</b>									
	<b>Subtotal</b>	<b>\$ 657,954</b>	<b>\$ 3,221,213</b>	<b>\$ 733,428</b>	<b>\$ 1,829,831</b>	<b>\$ 942,445</b>	<b>\$ 399,080</b>	<b>\$ 488,306</b>	✓
	F								
5520408	Responsive Fund	11,355	128,010	-	116,655	116,655	-	-	
5520409	Strategic Fund	5,256	158,520	-	153,264	153,264	-	-	
5520512	Pathway Initiatives	193,112	431,488	-	238,376	238,376	-	-	
9520605	MER Programming	-	2,544,837	465,039	2,079,798	550,899	684,354	844,544	
9520732	AHW Director Program			-	-	-		-	
<b>Research and Education Program Subtotal</b>									
	<b>Subtotal</b>	<b>\$ 209,722</b>	<b>\$ 3,262,855</b>	<b>\$ 465,039</b>	<b>\$ 2,588,093</b>	<b>\$ 1,059,195</b>	<b>\$ 684,354</b>	<b>\$ 844,544</b>	✓
	F								

**Tickmark Legend**

F: Footed

✓: KPMG obtained the underlying detail of the award expenditures from 7/1/2023-6/30/2024. KPMG filtered the detail by fiscal year and agreed it to the respective audited financial statements without exception. KPMG filtered the detail for the respective period and agreed to this schedule without exception.

**THE MEDICAL COLLEGE OF WISCONSIN, INC.  
ADVANCING A HEALTHIER WISCONSIN PROGRAM**

**Program Support Expenditure Samples**

<u>Sample</u>	<u>Expenditure Period</u>	<u>Project Number</u>	<u>Supplier Name</u>	<u>Invoice Number</u>	<u>Transaction Amount</u>	<u>Tickmark</u>
<i>FY 2024 Public Health Awards</i>						
1	Jun-24	5510260	Faculty Salaries-Base	NULL	2,277.89	☑
2	Feb-24	5510260	Staff Salaries-Base	NULL	639.12	☑
3	Oct-23	5510260	Staff Salaries-Base	NULL	2,579.44	☑
4	Apr-24	5510260	Fringe Benefits-Staff	NULL	629.65	☑
5	Jul-23	5510260	EVENTS BY DESIGN MKE INC	INV-6289965	1,335.60	✓
<i>FY 2024 Medical Education and Research Awards</i>						
1	Jan-24	5520605	Staff Salaries-Base	NULL	3,910.88	☑
2	Mar-24	5520605	Staff Salaries-Base	NULL	1,950.02	☑
3	Oct-23	5520605	Fringe Benefits-Staff	NULL	583.05	☑
4	Dec-23	5520605	LAMBEAU FIELD ATRIUM LLC	6288071	18,203.48	✓
5	Dec-23	5520605	EVENTS BY DESIGN MKE INC	6289965	4,101.50	✓

**Tickmark Legend**

FY: Fiscal Year

✓: For external expenses, KPMG obtained supporting documentation including invoice, bank statement/check copy support, and purchase order (if applicable) and vouched that the administrative expenses was appropriate and related to the Program.

☑: For internal expenses, KPMG obtained supporting documentation over the inter-department job charges invoice or transfer entry and journal entry support and vouched that the administrative expense was appropriate and related to the Program. KPMG notes that internal inter-department expenses are paid via a journal entry, as such, additional payment support is not considered necessary.

**THE MEDICAL COLLEGE OF WISCONSIN, INC.  
ADVANCING A HEALTHIER WISCONSIN PROGRAM**

**Schedule 4**

**Procedure 19 Testwork**

**Procedures:** For each award selected in Procedure 18, verify that the award documentation includes the following items:

- a. Letter of intent (if required) with evidence of review and approval in accordance with the relevant RFA, if applicable.
- b. Full application with evidence of review and approval in accordance with the relevant RFA, if applicable.
- c. Documentation of non-supplanting review in alignment with the Program's nonsupplanting policy.
- d. Award letter or funding agreement indicating the amount awarded and funding period.
- e. Documentation that budget and budget revisions (if requested) were approved in accordance with the relevant award administration manual, and indicate personnel expenses including base salaries that were at or below the NIH salary cap (if required) in the relevant RFA.
- f. Documentation of changes to the award funding period (if requested).
- g. Award recipient orientation materials in accordance with the relevant award administration manual.
- h. Progress and final reporting requirements (if required) in accordance with the relevant award administration manual.

		Procedures Performed							
Public Health Initiative Samples	Award Number	a	b	c	d	e	f	g	h
1	9510271	✓	✓	✓	✓	✓	N1	✓	✓
2	9510283	✓	✓	✓	✓	✓	✓	✓	✓

		Procedures Performed							
Medical Education & Research Initiative Samples	Award Number	a	b	c	d	e	f	g	h
1	9520500	✓	✓	✓	✓	✓	✓	✓	✓
2	9520504	✓	✓	✓	✓	✓	✓	✓	✓
3	9520615	✓	✓	✓	✓	✓	N1	✓	✓
4	9520676	✓	✓	✓	✓	✓	N1	✓	✓

**Tickmark Legend**

✓: KPMG obtained the supporting documentation and performed the procedures outlined above.

N1: This requirement is not applicable to this project.

**THE MEDICAL COLLEGE OF WISCONSIN, INC.  
ADVANCING A HEALTHIER WISCONSIN PROGRAM**

Schedule 5A

**Award Expenditures**

**Public Health Awards**

<u>Sample</u>	<u>Award Name</u>	<u>Award Number</u>	<u>A Expenditure Population</u>	✓ <u>x</u>	✓ <u>B</u>	<u>B/A = Coverage Percentage</u>
				<u>Expenditures Selected</u>	<u>Expenditures Tested</u>	
1	Student Champions: Connecting Dementia Patients/Caregivers to Essential Community Resources	9510271	\$ 195,921	59,353	59,353	30%
2	Advancing Behavioral Health Initiative Phase 3: Academic Partner Team	9510283	1,780,818	113,336	113,336	6%
			<u>\$ 1,976,739</u>	<u>172,689</u>	<u>172,689</u>	

**Medical Education & Research Awards**

<u>Sample</u>	<u>Award Name</u>	<u>Award Number</u>	<u>A Expenditure Population</u>	✓ <u>x</u>	✓ <u>B</u>	<u>B/A = Coverage Percentage</u>
				<u>Expenditures Selected</u>	<u>Expenditures Tested</u>	
1	Establishing Wisconsin's First Cancer Precision Medicine Simulation Unit	9520500	\$ 1,346,045	30,114	30,114	2%
2	Improving Heart Health, Supporting Healthy Minds, and Dismantling Cancer	9520504	1,092,852	38,174	38,174	3%
3	The Origin and Function of Cancer Associated Fibroblasts in Pancreatic Cancer	9520615	566,386	4,900	4,900	1%
4	Medical College of Wisconsin (MCW) Physician Associate Master of Science Program	9520676	1,009,874	53,679	53,679	5%
			<u>\$ 4,015,158</u>	<u>126,867</u>	<u>126,867</u>	

**Tickmark Legend**

✓: KPMG agreed the total expenditure amount to the total transaction amount per the underlying expenditure population without exception.

x: Agrees to the samples seen in Schedule 5B.

THE MEDICAL COLLEGE OF WISCONSIN, INC.  
ADVANCING A HEALTHIER WISCONSIN PROGRAM

Schedule 5B

Program Expenditure Testwork

Expenditure						Expenditure			
Sample	Award Type	Award Number	Selected	Expenditure Description	Expenditure ID	Sub-Selection	Sub-Selection ID	Tickmark	Tickmark
1	Public Health	9510271	\$ 11442.27	Subcontracts greater than \$25,000	75205-23	\$ -	Not Sub	☑	✓
2	Public Health	9510271	14542.99	Subcontracts greater than \$25,000	75205-21	-	Not Sub	☑	✓
3	Public Health	9510271	14740.01	Subcontracts greater than \$25,000	75205-20	-	Not Sub	☑	✓
4	Public Health	9510271	18558.70	Subcontracts greater than \$25,000	75205-17	-	Not Sub	☑	✓
5	Public Health	9510271	69.00	Contractual Services	256926	-	Not Sub	☑	✓
			<u>\$ 59352.97</u>			<u>\$ -</u>			
6	Public Health	9510283	\$ 8000.00	Consultants	02-1809323	\$ 8000.00	5510284	☑	✓
7	Public Health	9510283	31880.87	Subcontracts greater than \$25,000	P32-1-3	31880.87	5510285	☑	✓
8	Public Health	9510283	33022.52	Subcontracts greater than \$25,000	P3Y2Q2	33022.52	5510289	☑	✓
9	Public Health	9510283	10954.75	Subcontracts greater than \$25,000	806	10954.75	5510291	☑	✓
10	Public Health	9510283	29477.98	Subcontracts greater than \$25,000	SWCAP-P2.Y2.Q2	29477.98	5510293	☑	✓
			<u>\$ 113336.12</u>			<u>\$ 113336.12</u>			
11	Medical Education & Research	9520500	\$ 12502.00	Equipment and Furnishings-Research	96105542	\$ -	Not Sub	☑	✓
12	Medical Education & Research	9520500	692.52	Reagents	84040760	-	Not Sub	☑	✓
13	Medical Education & Research	9520500	5095.33	Supplies-Computer Software and Licenses	1238	-	Not Sub	☑	✓
14	Medical Education & Research	9520500	4611.39	Animal Acquisition	94614769	-	Not Sub	☑	✓
15	Medical Education & Research	9520500	7212.80	Supplies-Research	7001829309	-	Not Sub	☑	✓
			<u>\$ 30114.04</u>			<u>\$ -</u>			
16	Medical Education & Research	9520504	\$ 18718.45	Contractual Services	AR0176557	\$ 18718.45	5520633	☑	✓
17	Medical Education & Research	9520504	4138.75	Tissue Culture	9112373642	4138.75	5520691	☑	✓
18	Medical Education & Research	9520504	550.00	Program Participant Services	2024-01-29-14651729	550.00	5520703	☑	✓
19	Medical Education & Research	9520504	4766.45	Molecular Supplies	INV6070	4766.45	5520717	☑	✓
20	Medical Education & Research	9520504	10000.00	Equipment and Furnishings-Research	PROFORMA INVOICE	10000.00	5520778	☑	✓
			<u>\$ 38173.65</u>			<u>\$ 38173.65</u>			
21	Medical Education & Research	9520615	\$ 124.95	Tissue Culture	93155225	\$ -	Not Sub	☑	✓
22	Medical Education & Research	9520615	2112.64	Reagents	8814344130	-	Not Sub	☑	✓
23	Medical Education & Research	9520615	134.00	Molecular Supplies	92170076	-	Not Sub	☑	✓
24	Medical Education & Research	9520615	323.00	Antibodies	2445760	-	Not Sub	☑	✓
25	Medical Education & Research	9520615	2205.60	Chemicals	8815016858	-	Not Sub	☑	✓
			<u>\$ 4900.19</u>			<u>\$ -</u>			
26	Medical Education & Research	9520676	\$ 328.75	Computer Hardware less than \$5,000	ML03853	\$ -	Not Sub	☑	✓
27	Medical Education & Research	9520676	50000.00	Accreditation	INV-6301530-1	-	Not Sub	☑	✓
28	Medical Education & Research	9520676	250.00	Recruitment-Graduate Students	1446	-	Not Sub	☑	✓
29	Medical Education & Research	9520676	600.00	Consultants	6275543-3	-	Not Sub	☑	✓
30	Medical Education & Research	9520676	2500.00	Consultants	6275543	-	Not Sub	☑	✓
			<u>\$ 53678.75</u>			<u>\$ -</u>			

**Tickmark Legend**

✓: KPMG validated it was an allowable expense by checking supporting documentation to ensure it was not in an unallowable expense category and verified it was spent during the approved budget period.

☑: For external expenses, KPMG obtained supporting documentation including invoice, bank statement/check copy/remittance advice support, and budget approval for the corresponding invoice.