

**ANNUAL STATEMENT**

**OF THE**

**Mt. Morris Mutual Insurance Company**

**TO THE**

**Insurance Department**

**OF THE**

**STATE OF**

Wisconsin

FOR THE YEAR ENDED  
DECEMBER 31, 2022

PROPERTY AND CASUALTY

**2022**



PROPERTY AND CASUALTY COMPANIES - ASSOCIATION EDITION

# ANNUAL STATEMENT

FOR THE YEAR ENDED DECEMBER 31, 2022  
OF THE CONDITION AND AFFAIRS OF THE

## Mt. Morris Mutual Insurance Company

NAIC Group Code 0000 (Current) (Prior) NAIC Company Code 10831 Employer's ID Number 39-0487740

Organized under the Laws of Wisconsin, State of Domicile or Port of Entry WI  
Country of Domicile United States of America

Incorporated/Organized 09/07/1875 Commenced Business 09/07/1875

Statutory Home Office N 1211 County Road B, Coloma, WI, US 54930  
(Street and Number) (City or Town, State, Country and Zip Code)

Main Administrative Office N 1211 County Road B  
(Street and Number)  
Coloma, WI, US 54930 715-228-5541  
(City or Town, State, Country and Zip Code) (Area Code) (Telephone Number)

Mail Address N 1211 County Road B, Coloma, WI, US 54930  
(Street and Number or P.O. Box) (City or Town, State, Country and Zip Code)

Primary Location of Books and Records N 1211 County Road B  
(Street and Number)  
Coloma, WI, US 54930 715-228-5541  
(City or Town, State, Country and Zip Code) (Area Code) (Telephone Number)

Internet Website Address www.mtmorrisins.com

Statutory Statement Contact Daniel Otto Fenske, 715-228-5541  
(Name) (Area Code) (Telephone Number)  
agdan@mtmorrisins.com, 715-228-5543  
(E-mail Address) (FAX Number)

### OFFICERS

President/CEO/Treasurer Daniel Otto Fenske Secretary Connie Lynn Weber  
Chairman of the Board Robert Frank Hoefs

### OTHER

Danielle Marie Loeffler, VP - Policy Services Cathy Edna Atkinson, VP - Claims Connie Lynn Weber, VP - Operations/COO

### DIRECTORS OR TRUSTEES

Daniel Otto Fenske Glenn Long Thalacker Greg William Walker  
Robert Frank Hoefs Jeffrey Todd Nichols Robert Matthew Ebben  
Robert Zimpel Raymond Dobbins Hutchinson Connie Lynn Weber

State of Wisconsin SS  
County of Waushara

The officers of this reporting entity being duly sworn, each depose and say that they are the described officers of said reporting entity, and that on the reporting period stated above, all of the herein described assets were the absolute property of the said reporting entity, free and clear from any liens or claims thereon, except as herein stated, and that this statement, together with related exhibits, schedules and explanations therein contained, annexed or referred to, is a full and true statement of all the assets and liabilities and of the condition and affairs of the said reporting entity as of the reporting period stated above, and of its income and deductions therefrom for the period ended, and have been completed in accordance with the NAIC Annual Statement Instructions and Accounting Practices and Procedures manual except to the extent that: (1) state law may differ; or, (2) that state rules or regulations require differences in reporting not related to accounting practices and procedures, according to the best of their information, knowledge and belief, respectively. Furthermore, the scope of this attestation by the described officers also includes the related corresponding electronic filing with the NAIC, when required, that is an exact copy (except for formatting differences due to electronic filing) of the enclosed statement. The electronic filing may be requested by various regulators in lieu of or in addition to the enclosed statement.

Daniel Otto Fenske  
President/CEO/Treasurer

Robert Matthew Ebben  
Director

Connie Lynn Weber  
Secretary

Subscribed and sworn to before me this \_\_\_\_\_ day of \_\_\_\_\_

- a. Is this an original filing? ..... Yes [ X ] No [ ]  
b. If no,  
1. State the amendment number.....  
2. Date filed .....  
3. Number of pages attached.....



## INDEPENDENT ACCOUNTANT'S COMPILATION REPORT

To the Board of Directors and Management  
Mt. Morris Mutual Insurance Company  
Coloma, Wisconsin

Management is responsible for the accompanying financial statements of Mt. Morris Mutual Insurance Company (a Wisconsin corporation), which comprise the statements of assets, liabilities, surplus and other funds as of December 31, 2022 and December 31, 2021, and the related statements of income and cash flows for the years ended December 31, 2022 and 2021, included in the accompanying prescribed form. We have performed a compilation engagement in accordance with Statements on Standards for Accounting and Review Services promulgated by the Accounting and Review Services Committee of the AICPA. We did not audit or review the financial statements included in the accompanying prescribed form nor were we required to perform any procedures to verify the accuracy or completeness of the information provided by management. Accordingly, we do not express an opinion, a conclusion, nor provide any form of assurance on these financial statements included in the accompanying prescribed form.

### Other Matters

The financial statements included in the accompanying prescribed form are intended to comply with the requirements of the Insurance Department of the State of Wisconsin and the National Association of Insurance Commissioners (NAIC), and are not intended to be a presentation in accordance with accounting principles generally accepted in the United States of America.

This report is intended solely for the information and use of the management of Mt. Morris Mutual Insurance Company, the National Association of Insurance Commissioners and the Wisconsin Office of the Commissioner of Insurance and is not intended to be and should not be used by anyone other than these specified parties.

The supplementary information contained in the accompanying prescribed form is presented for purposes of additional analysis. Such information is the responsibility of management. The supplementary information was subject to our compilation engagement. We have not audited or reviewed the supplementary information and do not express an opinion, a conclusion, nor provide any form of assurance on such supplementary information.

*CarlsonSV JH*

March 7, 2023  
Amery, Wisconsin

ANNUAL STATEMENT FOR THE YEAR 2022 OF THE Mt. Morris Mutual Insurance Company

**ASSETS**

	Current Year			Prior Year
	1 Assets	2 Nonadmitted Assets	3 Net Admitted Assets (Cols. 1 - 2)	4 Net Admitted Assets
1. Bonds (Schedule D) .....	20,495,704		20,495,704	20,691,527
2. Stocks (Schedule D):				
2.1 Preferred stocks .....	96,000		96,000	96,000
2.2 Common stocks .....	13,439,536		13,439,536	19,067,664
3. Mortgage loans on real estate (Schedule B):				
3.1 First liens .....				
3.2 Other than first liens .....				
4. Real estate (Schedule A):				
4.1 Properties occupied by the company (less \$ encumbrances) .....	2,900,676		2,900,676	3,071,867
4.2 Properties held for the production of income (less \$ ..... encumbrances) .....	83,599		83,599	86,941
4.3 Properties held for sale (less \$ encumbrances) .....				
5. Cash (\$ ..... 610,500 , Schedule E - Part 1), cash equivalents (\$ .....734,357 , Schedule E - Part 2) and short-term investments (\$ ..... , Schedule DA) .....	1,344,857		1,344,857	2,840,065
6. Contract loans (including \$ ..... premium notes) .....				
7. Derivatives (Schedule DB) .....				
8. Other invested assets (Schedule BA) .....				
9. Receivable for securities .....				
10. Securities lending reinvested collateral assets (Schedule DL) .....				
11. Aggregate write-ins for invested assets .....				
12. Subtotals, cash and invested assets (Lines 1 to 11) .....	38,360,372		38,360,372	45,854,064
13. Title plants less \$ ..... charged off (for Title insurers only) .....				
14. Investment income due and accrued .....	163,108		163,108	199,489
15. Premiums and considerations:				
15.1 Uncollected premiums and agents' balances in the course of collection .....	183,936	3,361	180,575	141,033
15.2 Deferred premiums, agents' balances and installments booked but deferred and not yet due (including \$ ..... earned but unbilled premiums) .....	7,017,764		7,017,764	6,476,114
15.3 Accrued retrospective premiums (\$ ..... ) and contracts subject to redetermination (\$ ..... ) .....				
16. Reinsurance:				
16.1 Amounts recoverable from reinsurers .....	2,979,215		2,979,215	395,237
16.2 Funds held by or deposited with reinsured companies .....	154,811		154,811	114,538
16.3 Other amounts receivable under reinsurance contracts .....	66,933		66,933	44,997
17. Amounts receivable relating to uninsured plans .....				
18.1 Current federal and foreign income tax recoverable and interest thereon ....	679,318		679,318	679,318
18.2 Net deferred tax asset .....	692,000		692,000	
19. Guaranty funds receivable or on deposit .....				
20. Electronic data processing equipment and software .....	33,733		33,733	35,969
21. Furniture and equipment, including health care delivery assets (\$ ..... ) .....	165,439	165,439		
22. Net adjustment in assets and liabilities due to foreign exchange rates .....				
23. Receivables from parent, subsidiaries and affiliates .....				
24. Health care (\$ ..... ) and other amounts receivable .....				
25. Aggregate write-ins for other than invested assets .....	78,783	78,783		
26. Total assets excluding Separate Accounts, Segregated Accounts and Protected Cell Accounts (Lines 12 to 25) .....	50,575,412	247,583	50,327,829	53,940,759
27. From Separate Accounts, Segregated Accounts and Protected Cell Accounts .....				
28. Total (Lines 26 and 27)	50,575,412	247,583	50,327,829	53,940,759
<b>DETAILS OF WRITE-INS</b>				
1101. ....				
1102. ....				
1103. ....				
1198. Summary of remaining write-ins for Line 11 from overflow page .....				
1199. Totals (Lines 1101 thru 1103 plus 1198)(Line 11 above)				
2501. Prepaid Expenses .....	78,783	78,783		
2502. ....				
2503. ....				
2598. Summary of remaining write-ins for Line 25 from overflow page .....				
2599. Totals (Lines 2501 thru 2503 plus 2598)(Line 25 above)	78,783	78,783		

ANNUAL STATEMENT FOR THE YEAR 2022 OF THE Mt. Morris Mutual Insurance Company

**LIABILITIES, SURPLUS AND OTHER FUNDS**

	1 Current Year	2 Prior Year
1. Losses (Part 2A, Line 35, Column 8) .....	7,095,771	7,465,540
2. Reinsurance payable on paid losses and loss adjustment expenses (Schedule F, Part 1, Column 6) .....		
3. Loss adjustment expenses (Part 2A, Line 35, Column 9) .....	918,204	1,069,019
4. Commissions payable, contingent commissions and other similar charges .....	1,735,310	1,890,591
5. Other expenses (excluding taxes, licenses and fees) .....	229,209	392,686
6. Taxes, licenses and fees (excluding federal and foreign income taxes) .....	(92,978)	(210,346)
7.1 Current federal and foreign income taxes (including \$ ..... on realized capital gains (losses)) .....		
7.2 Net deferred tax liability .....		358,000
8. Borrowed money \$ ..... and interest thereon \$ .....		
9. Unearned premiums (Part 1A, Line 38, Column 5) (after deducting unearned premiums for ceded reinsurance of \$ ..... 305,000 and including warranty reserves of \$ ..... and accrued accident and health experience rating refunds including \$ ..... for medical loss ratio rebate per the Public Health Service Act) .....	17,097,940	15,843,533
10. Advance premium .....	438,509	332,621
11. Dividends declared and unpaid:		
11.1 Stockholders .....		
11.2 Policyholders .....		
12. Ceded reinsurance premiums payable (net of ceding commissions) .....	366,305	1,028,011
13. Funds held by company under reinsurance treaties (Schedule F, Part 3, Column 20) .....		
14. Amounts withheld or retained by company for account of others .....		
15. Remittances and items not allocated .....		
16. Provision for reinsurance (including \$ ..... certified) (Schedule F, Part 3, Column 78) .....		
17. Net adjustments in assets and liabilities due to foreign exchange rates .....		
18. Drafts outstanding .....		
19. Payable to parent, subsidiaries and affiliates .....		
20. Derivatives .....		
21. Payable for securities .....		
22. Payable for securities lending .....		
23. Liability for amounts held under uninsured plans .....		
24. Capital notes \$ ..... and interest thereon \$ .....		
25. Aggregate write-ins for liabilities .....		
26. Total liabilities excluding protected cell liabilities (Lines 1 through 25) .....	27,788,270	28,169,655
27. Protected cell liabilities .....		
28. Total liabilities (Lines 26 and 27) .....	27,788,270	28,169,655
29. Aggregate write-ins for special surplus funds .....		
30. Common capital stock .....		
31. Preferred capital stock .....		
32. Aggregate write-ins for other than special surplus funds .....		
33. Surplus notes .....		
34. Gross paid in and contributed surplus .....		
35. Unassigned funds (surplus) .....	22,539,559	25,771,104
36. Less treasury stock, at cost:		
36.1 ..... shares common (value included in Line 30 \$ ..... ) .....		
36.2 ..... shares preferred (value included in Line 31 \$ ..... ) .....		
37. Surplus as regards policyholders (Lines 29 to 35, less 36) (Page 4, Line 39) .....	22,539,559	25,771,104
38. TOTALS (Page 2, Line 28, Col. 3)	50,327,829	53,940,759
<b>DETAILS OF WRITE-INS</b>		
2501. UNCLAIMED PROPERTY .....		
2502. ....		
2503. ....		
2598. Summary of remaining write-ins for Line 25 from overflow page .....		
2599. Totals (Lines 2501 thru 2503 plus 2598)(Line 25 above)		
2901. ....		
2902. ....		
2903. ....		
2998. Summary of remaining write-ins for Line 29 from overflow page .....		
2999. Totals (Lines 2901 thru 2903 plus 2998)(Line 29 above)		
3201. ....		
3202. ....		
3203. ....		
3298. Summary of remaining write-ins for Line 32 from overflow page .....		
3299. Totals (Lines 3201 thru 3203 plus 3298)(Line 32 above)		

ANNUAL STATEMENT FOR THE YEAR 2022 OF THE Mt. Morris Mutual Insurance Company

**STATEMENT OF INCOME**

	1 Current Year	2 Prior Year
<b>UNDERWRITING INCOME</b>		
1. Premiums earned (Part 1, Line 35, Column 4).....	26,216,874	25,017,352
<b>DEDUCTIONS:</b>		
2. Losses incurred (Part 2, Line 35, Column 7) .....	19,097,365	17,168,736
3. Loss adjustment expenses incurred (Part 3, Line 25, Column 1) .....	1,435,267	1,708,256
4. Other underwriting expenses incurred (Part 3, Line 25, Column 2) .....	9,140,560	8,765,347
5. Aggregate write-ins for underwriting deductions .....		
6. Total underwriting deductions (Lines 2 through 5) .....	29,673,192	27,642,339
7. Net income of protected cells .....		
8. Net underwriting gain (loss) (Line 1 minus Line 6 plus Line 7) .....	(3,456,318)	(2,624,987)
<b>INVESTMENT INCOME</b>		
9. Net investment income earned (Exhibit of Net Investment Income, Line 17) .....	933,561	994,308
10. Net realized capital gains (losses) less capital gains tax of \$ ..... (Exhibit of Capital Gains (Losses) ) .....	1,204,152	719,782
11. Net investment gain (loss) (Lines 9 + 10) .....	2,137,713	1,714,090
<b>OTHER INCOME</b>		
12. Net gain (loss) from agents' or premium balances charged off (amount recovered \$ ..... amount charged off \$ ..... 18,027 ) .....	(18,027)	4,828
13. Finance and service charges not included in premiums .....	117,035	123,540
14. Aggregate write-ins for miscellaneous income .....	(2,819)	377,464
15. Total other income (Lines 12 through 14) .....	96,189	505,832
16. Net income before dividends to policyholders, after capital gains tax and before all other federal and foreign income taxes (Lines 8 + 11 + 15) .....	(1,222,416)	(405,065)
17. Dividends to policyholders .....		
18. Net income, after dividends to policyholders, after capital gains tax and before all other federal and foreign income taxes (Line 16 minus Line 17) .....	(1,222,416)	(405,065)
19. Federal and foreign income taxes incurred .....		(203,743)
20. Net income (Line 18 minus Line 19)(to Line 22) .....	(1,222,416)	(201,322)
<b>CAPITAL AND SURPLUS ACCOUNT</b>		
21. Surplus as regards policyholders, December 31 prior year (Page 4, Line 39, Column 2) .....	25,771,104	24,795,448
22. Net income (from Line 20) .....	(1,222,416)	(201,322)
23. Net transfers (to) from Protected Cell accounts .....		
24. Change in net unrealized capital gains or (losses) less capital gains tax of \$ ..... (649,000) .....	(2,440,473)	990,450
25. Change in net unrealized foreign exchange capital gain (loss) .....		
26. Change in net deferred income tax .....	401,000	172,000
27. Change in nonadmitted assets (Exhibit of Nonadmitted Assets, Line 28, Col. 3) .....	30,344	14,528
28. Change in provision for reinsurance (Page 3, Line 16, Column 2 minus Column 1) .....		
29. Change in surplus notes .....		
30. Surplus (contributed to) withdrawn from protected cells .....		
31. Cumulative effect of changes in accounting principles .....		
32. Capital changes:		
32.1 Paid in .....		
32.2 Transferred from surplus (Stock Dividend) .....		
32.3 Transferred to surplus .....		
33. Surplus adjustments:		
33.1 Paid in .....		
33.2 Transferred to capital (Stock Dividend) .....		
33.3 Transferred from capital .....		
34. Net remittances from or (to) Home Office .....		
35. Dividends to stockholders .....		
36. Change in treasury stock (Page 3, Lines 36.1 and 36.2, Column 2 minus Column 1) .....		
37. Aggregate write-ins for gains and losses in surplus .....		
38. Change in surplus as regards policyholders for the year (Lines 22 through 37) .....	(3,231,545)	975,656
39. Surplus as regards policyholders, December 31 current year (Line 21 plus Line 38) (Page 3, Line 37)	22,539,559	25,771,104
<b>DETAILS OF WRITE-INS</b>		
0501. ....		
0502. ....		
0503. ....		
0598. Summary of remaining write-ins for Line 5 from overflow page .....		
0599. Totals (Lines 0501 thru 0503 plus 0598)(Line 5 above)		
1401. Loss on Asset Disposals .....		
1402. Forgiveness of Debt .....		380,900
1403. Miscellaneous Expense .....	(2,819)	(3,436)
1498. Summary of remaining write-ins for Line 14 from overflow page .....		
1499. Totals (Lines 1401 thru 1403 plus 1498)(Line 14 above)	(2,819)	377,464
3701. ....		
3702. ....		
3703. ....		
3798. Summary of remaining write-ins for Line 37 from overflow page .....		
3799. Totals (Lines 3701 thru 3703 plus 3798)(Line 37 above)		

ANNUAL STATEMENT FOR THE YEAR 2022 OF THE Mt. Morris Mutual Insurance Company

**CASH FLOW**

	1	2
	Current Year	Prior Year
<b>Cash from Operations</b>		
1. Premiums collected net of reinsurance .....	26,272,062	26,716,993
2. Net investment income .....	1,119,076	1,104,810
3. Miscellaneous income .....	96,189	(8,635)
4. Total (Lines 1 through 3) .....	27,487,327	27,813,168
5. Benefit and loss related payments .....	22,051,112	16,969,583
6. Net transfers to Separate Accounts, Segregated Accounts and Protected Cell Accounts .....		
7. Commissions, expenses paid and aggregate write-ins for deductions .....	10,928,032	10,581,233
8. Dividends paid to policyholders .....		
9. Federal and foreign income taxes paid (recovered) net of \$ ..... tax on capital gains (losses) .....		120,000
10. Total (Lines 5 through 9) .....	32,979,144	27,670,816
11. Net cash from operations (Line 4 minus Line 10) .....	(5,491,817)	142,352
<b>Cash from Investments</b>		
12. Proceeds from investments sold, matured or repaid:		
12.1 Bonds .....	2,005,000	1,415,000
12.2 Stocks .....	4,668,752	3,116,041
12.3 Mortgage loans .....		
12.4 Real estate .....		
12.5 Other invested assets .....		
12.6 Net gains or (losses) on cash, cash equivalents and short-term investments .....	(102)	
12.7 Miscellaneous proceeds .....		
12.8 Total investment proceeds (Lines 12.1 to 12.7) .....	6,673,650	4,531,041
13. Cost of investments acquired (long-term only):		
13.1 Bonds .....	1,781,365	2,677,802
13.2 Stocks .....	928,214	414,996
13.3 Mortgage loans .....		
13.4 Real estate .....	41	24,089
13.5 Other invested assets .....		
13.6 Miscellaneous applications .....		
13.7 Total investments acquired (Lines 13.1 to 13.6) .....	2,709,620	3,116,887
14. Net increase (decrease) in contract loans and premium notes .....		
15. Net cash from investments (Line 12.8 minus Line 13.7 minus Line 14) .....	3,964,030	1,414,154
<b>Cash from Financing and Miscellaneous Sources</b>		
16. Cash provided (applied):		
16.1 Surplus notes, capital notes .....		
16.2 Capital and paid in surplus, less treasury stock .....		
16.3 Borrowed funds .....		
16.4 Net deposits on deposit-type contracts and other insurance liabilities .....		
16.5 Dividends to stockholders .....		
16.6 Other cash provided (applied) .....	32,579	34,787
17. Net cash from financing and miscellaneous sources (Lines 16.1 to 16.4 minus Line 16.5 plus Line 16.6) .....	32,579	34,787
<b>RECONCILIATION OF CASH, CASH EQUIVALENTS AND SHORT-TERM INVESTMENTS</b>		
18. Net change in cash, cash equivalents and short-term investments (Line 11, plus Lines 15 and 17) .....	(1,495,208)	1,591,293
19. Cash, cash equivalents and short-term investments:		
19.1 Beginning of year .....	2,840,065	1,248,772
19.2 End of period (Line 18 plus Line 19.1) .....	1,344,857	2,840,065

Note: Supplemental disclosures of cash flow information for non-cash transactions:

--	--	--

ANNUAL STATEMENT FOR THE YEAR 2022 OF THE Mt. Morris Mutual Insurance Company

**UNDERWRITING AND INVESTMENT EXHIBIT**

PART 1 - PREMIUMS EARNED

Line of Business	1	2	3	4
	Net Premiums Written per Column 6, Part 1B	Unearned Premiums Dec. 31 Prior Year - per Col. 3, Last Year's Part 1	Unearned Premiums Dec. 31 Current Year - per Col. 5 Part 1A	Premiums Earned During Year (Cols. 1 + 2 - 3)
1. Fire .....	493,392	343,608	330,575	506,425
2.1 Allied lines .....	718,393	490,462	459,968	748,887
2.2 Multiple peril crop .....				
2.3 Federal flood .....				
2.4 Private crop .....				
2.5 Private flood .....				
3. Farmowners multiple peril .....	9,957,780	5,437,525	6,145,101	9,250,204
4. Homeowners multiple peril .....	6,454,538	4,265,857	4,328,301	6,392,094
5.1 Commercial multiple peril (non-liability portion) .....	1,519,089	878,030	967,249	1,429,870
5.2 Commercial multiple peril (liability portion) .....	576,859	370,791	367,557	580,093
6. Mortgage guaranty .....				
8. Ocean marine .....				
9. Inland marine .....				
10. Financial guaranty .....				
11.1 Medical professional liability - occurrence .....				
11.2 Medical professional liability - claims-made .....				
12. Earthquake .....				
13.1 Comprehensive (hospital and medical) individual .....				
13.2 Comprehensive (hospital and medical) group .....				
14. Credit accident and health (group and individual) .....				
15.1 Vision only .....				
15.2 Dental only .....				
15.3 Disability income .....				
15.4 Medicare supplement .....				
15.5 Medicaid Title XIX .....				
15.6 Medicare Title XVIII .....				
15.7 Long-term care .....				
15.8 Federal employees health benefits plan .....				
15.9 Other health .....				
16. Workers' compensation .....				
17.1 Other liability - occurrence .....	139,040	149,919	149,953	139,006
17.2 Other liability - claims-made .....				
17.3 Excess workers' compensation .....				
18.1 Products liability - occurrence .....				
18.2 Products liability - claims-made .....				
19.1 Private passenger auto no-fault (personal injury protection) .....	231,205	117,011	122,318	225,898
19.2 Other private passenger auto liability.....	3,039,805	1,517,170	1,605,324	2,951,651
19.3 Commercial auto no-fault (personal injury protection) .....	29,038	13,097	13,577	28,558
19.4 Other commercial auto liability.....	360,419	174,313	167,930	366,802
21.1 Private passenger auto physical damage .....	3,400,813	1,859,437	2,125,584	3,134,666
21.2 Commercial auto physical damage .....	326,048	83,774	170,162	239,660
22. Aircraft (all perils) .....				
23. Fidelity .....				
24. Surety .....				
26. Burglary and theft .....				
27. Boiler and machinery .....	224,862	142,539	144,341	223,060
28. Credit .....				
29. International .....				
30. Warranty .....				
31. Reinsurance - nonproportional assumed property .....				
32. Reinsurance - nonproportional assumed liability .....				
33. Reinsurance - nonproportional assumed financial lines .....				
34. Aggregate write-ins for other lines of business .....				
35. TOTALS	27,471,281	15,843,533	17,097,940	26,216,874
<b>DETAILS OF WRITE-INS</b>				
3401. ....				
3402. ....				
3403. ....				
3498. Summary of remaining write-ins for Line 34 from overflow page .....				
3499. Totals (Lines 3401 thru 3403 plus 3498)(Line 34 above)				



ANNUAL STATEMENT FOR THE YEAR 2022 OF THE Mt. Morris Mutual Insurance Company

**UNDERWRITING AND INVESTMENT EXHIBIT**

PART 1A - RECAPITULATION OF ALL PREMIUMS

Line of Business	1 Amount Unearned (Running One Year or Less from Date of Policy) (a)	2 Amount Unearned (Running More Than One Year from Date of Policy) (a)	3 Earned But Unbilled Premium	4 Reserve for Rate Credits and Retrospective Adjustments Based on Experience	5 Total Reserve for Unearned Premiums Cols. 1 + 2 + 3 + 4
1. Fire .....	330,575				330,575
2.1 Allied lines .....	459,968				459,968
2.2 Multiple peril crop .....					
2.3 Federal flood .....					
2.4 Private crop .....					
2.5 Private flood .....					
3. Farmowners multiple peril .....	6,145,101				6,145,101
4. Homeowners multiple peril .....	4,328,301				4,328,301
5.1 Commercial multiple peril (non-liability portion) .....	967,249				967,249
5.2 Commercial multiple peril (liability portion) .....	367,557				367,557
6. Mortgage guaranty .....					
8. Ocean marine .....					
9. Inland marine .....					
10. Financial guaranty .....					
11.1 Medical professional liability - occurrence .....					
11.2 Medical professional liability - claims-made .....					
12. Earthquake .....					
13.1 Comprehensive (hospital and medical) individual .....					
13.2 Comprehensive (hospital and medical) group .....					
14. Credit accident and health (group and individual) .....					
15.1 Vision only .....					
15.2 Dental only .....					
15.3 Disability income .....					
15.4 Medicare supplement .....					
15.5 Medicaid Title XIX .....					
15.6 Medicare Title XVIII .....					
15.7 Long-term care .....					
15.8 Federal employees health benefits plan .....					
15.9 Other health .....					
16. Workers' compensation .....					
17.1 Other liability - occurrence .....	149,953				149,953
17.2 Other liability - claims-made .....					
17.3 Excess workers' compensation .....					
18.1 Products liability - occurrence .....					
18.2 Products liability - claims-made .....					
19.1 Private passenger auto no-fault (personal injury protection) .....	122,318				122,318
19.2 Other private passenger auto liability.....	1,605,324				1,605,324
19.3 Commercial auto no-fault (personal injury protection) .....	13,577				13,577
19.4 Other commercial auto liability.....	167,930				167,930
21.1 Private passenger auto physical damage .....	2,125,584				2,125,584
21.2 Commercial auto physical damage .....	170,162				170,162
22. Aircraft (all perils) .....					
23. Fidelity .....					
24. Surety .....					
26. Burglary and theft .....					
27. Boiler and machinery .....	144,341				144,341
28. Credit .....					
29. International .....					
30. Warranty .....					
31. Reinsurance - nonproportional assumed property .....					
32. Reinsurance - nonproportional assumed liability .....					
33. Reinsurance - nonproportional assumed financial lines .....					
34. Aggregate write-ins for other lines of business .....					
35. TOTALS	17,097,940				17,097,940
36. Accrued retrospective premiums based on experience .....					
37. Earned but unbilled premiums .....					
38. Balance (Sum of Line 35 through 37)					17,097,940
<b>DETAILS OF WRITE-INS</b>					
3401. ....					
3402. ....					
3403. ....					
3498. Summary of remaining write-ins for Line 34 from overflow page .....					
3499. Totals (Lines 3401 thru 3403 plus 3498)(Line 34 above)					

(a) State here basis of computation used in each case .....

ANNUAL STATEMENT FOR THE YEAR 2022 OF THE Mt. Morris Mutual Insurance Company

**UNDERWRITING AND INVESTMENT EXHIBIT**

PART 1B - PREMIUMS WRITTEN

Line of Business	1 Direct Business (a)	Reinsurance Assumed		Reinsurance Ceded		6 Net Premiums Written Cols. 1+2+3-4-5
		2 From Affiliates	3 From Non-Affiliates	4 To Affiliates	5 To Non-Affiliates	
1. Fire .....	635,570				142,178	493,392
2.1 Allied lines .....	925,408				207,015	718,393
2.2 Multiple peril crop .....						
2.3 Federal flood .....						
2.4 Private crop .....						
2.5 Private flood .....						
3. Farmowners multiple peril .....	12,827,263				2,869,483	9,957,780
4. Homeowners multiple peril .....	8,314,509				1,859,971	6,454,538
5.1 Commercial multiple peril (non-liability portion) .....	1,956,837				437,748	1,519,089
5.2 Commercial multiple peril (liability portion) .....	743,089				166,230	576,859
6. Mortgage guaranty .....						
8. Ocean marine .....						
9. Inland marine .....						
10. Financial guaranty .....						
11.1 Medical professional liability - occurrence .....						
11.2 Medical professional liability - claims- made .....						
12. Earthquake .....						
13.1 Comprehensive (hospital and medical) individual .....						
13.2 Comprehensive (hospital and medical) group .....						
14. Credit accident and health (group and individual) .....						
15.1 Vision only .....						
15.2 Dental only .....						
15.3 Disability income .....						
15.4 Medicare supplement .....						
15.5 Medicaid Title XIX .....						
15.6 Medicare Title XVIII .....						
15.7 Long-term care .....						
15.8 Federal employees health benefits plan ...						
15.9 Other health .....						
16. Workers' compensation .....						
17.1 Other liability - occurrence .....	824,654		93,118		778,732	139,040
17.2 Other liability - claims-made .....						
17.3 Excess workers' compensation .....						
18.1 Products liability - occurrence .....						
18.2 Products liability - claims-made .....						
19.1 Private passenger auto no-fault (personal injury protection) .....	253,792				22,587	231,205
19.2 Other private passenger auto liability.....	3,336,779				296,974	3,039,805
19.3 Commercial auto no-fault (personal injury protection) .....	31,875				2,837	29,038
19.4 Other commercial auto liability.....	395,630				35,211	360,419
21.1 Private passenger auto physical damage ..	4,380,807				979,994	3,400,813
21.2 Commercial auto physical damage .....	420,004				93,956	326,048
22. Aircraft (all perils) .....						
23. Fidelity .....						
24. Surety .....						
26. Burglary and theft .....						
27. Boiler and machinery .....	289,659				64,797	224,862
28. Credit .....						
29. International .....						
30. Warranty .....						
31. Reinsurance - nonproportional assumed property .....	XXX					
32. Reinsurance - nonproportional assumed liability .....	XXX					
33. Reinsurance - nonproportional assumed financial lines .....	XXX					
34. Aggregate write-ins for other lines of business .....						
35. TOTALS	35,335,876		93,118		7,957,713	27,471,281
<b>DETAILS OF WRITE-INS</b>						
3401. ....						
3402. ....						
3403. ....						
3498. Summary of remaining write-ins for Line 34 from overflow page .....						
3499. Totals (Lines 3401 thru 3403 plus 3498)(Line 34 above)						

(a) Does the company's direct premiums written include premiums recorded on an installment basis? Yes [ ] No [ X ]

If yes: 1. The amount of such installment premiums \$ .....

2. Amount at which such installment premiums would have been reported had they been reported on an annualized basis \$ .....

ANNUAL STATEMENT FOR THE YEAR 2022 OF THE Mt. Morris Mutual Insurance Company

**UNDERWRITING AND INVESTMENT EXHIBIT**

PART 2 - LOSSES PAID AND INCURRED

Line of Business	Losses Paid Less Salvage				5 Net Losses Unpaid Current Year (Part 2A, Col. 8)	6 Net Losses Unpaid Prior Year	7 Losses Incurred Current Year (Cols. 4 + 5 - 6)	8 Percentage of Losses Incurred (Col. 7, Part 2) to Premiums Earned (Col. 4, Part 1)
	1 Direct Business	2 Reinsurance Assumed	3 Reinsurance Recovered	4 Net Payments (Cols. 1 + 2 - 3)				
1. Fire .....	839,336		371,021	468,315	138,702	185,315	421,702	83.3
2.1 Allied lines .....	3,204		2,112	1,092			1,092	0.1
2.2 Multiple peril crop .....								
2.3 Federal flood .....								
2.4 Private crop .....								
2.5 Private flood .....								
3. Farmowners multiple peril .....	9,947,511		4,731,539	5,215,972	1,262,508	2,362,103	4,116,377	44.5
4. Homeowners multiple peril .....	11,868,880		5,943,371	5,925,509	1,404,262	1,438,723	5,891,048	92.2
5.1 Commercial multiple peril (non-liability portion) .....	1,325,524		431,462	894,062	204,846	234,163	864,745	60.5
5.2 Commercial multiple peril (liability portion) .....	142,121		288	141,833	43,676	91,570	93,939	16.2
6. Mortgage guaranty .....								
8. Ocean marine .....								
9. Inland marine .....								
10. Financial guaranty .....								
11.1 Medical professional liability - occurrence .....								
11.2 Medical professional liability - claims-made .....								
12. Earthquake .....								
13.1 Comprehensive (hospital and medical) individual .....								
13.2 Comprehensive (hospital and medical) group .....								
14. Credit accident and health (group and individual) .....								
15.1 Vision only .....								
15.2 Dental only .....								
15.3 Disability income .....								
15.4 Medicare supplement .....								
15.5 Medicaid Title XIX .....								
15.6 Medicare Title XVIII .....								
15.7 Long-term care .....								
15.8 Federal employees health benefits plan .....								
15.9 Other health .....								
16. Workers' compensation .....								
17.1 Other liability - occurrence .....	1,000,000	18,132	950,000	68,132	761,194	103,108	726,218	522.4
17.2 Other liability - claims-made .....								
17.3 Excess workers' compensation .....								
18.1 Products liability - occurrence .....								
18.2 Products liability - claims-made .....								
19.1 Private passenger auto no-fault (personal injury protection) .....	225,617		3,790	221,827	332,370	176,480	377,717	167.2
19.2 Other private passenger auto liability .....	3,192,631		790,531	2,402,100	2,464,238	1,995,129	2,871,209	97.3
19.3 Commercial auto no-fault (personal injury protection) .....								
19.4 Other commercial auto liability .....	447,892		21,925	425,967	92,098	102,500	415,565	113.3
21.1 Private passenger auto physical damage .....	4,210,884		703,370	3,507,514	385,779	756,749	3,136,544	100.1
21.2 Commercial auto physical damage .....	232,186		37,375	194,811	6,098	19,700	181,209	75.6
22. Aircraft (all perils) .....								
23. Fidelity .....								
24. Surety .....								
26. Burglary and theft .....								
27. Boiler and machinery .....								
28. Credit .....								
29. International .....								
30. Warranty .....								
31. Reinsurance - nonproportional assumed property .....	XXX							
32. Reinsurance - nonproportional assumed liability .....	XXX							
33. Reinsurance - nonproportional assumed financial lines .....	XXX							
34. Aggregate write-ins for other lines of business .....								
35. TOTALS	33,435,786	18,132	13,986,784	19,467,134	7,095,771	7,465,540	19,097,365	72.8
<b>DETAILS OF WRITE-INS</b>								
3401. ....								
3402. ....								
3403. ....								
3498. Summary of remaining write-ins for Line 34 from overflow page .....								
3499. Totals (Lines 3401 thru 3403 plus 3498)(Line 34 above)								

ANNUAL STATEMENT FOR THE YEAR 2022 OF THE Mt. Morris Mutual Insurance Company

**UNDERWRITING AND INVESTMENT EXHIBIT**

PART 2A - UNPAID LOSSES AND LOSS ADJUSTMENT EXPENSES

Line of Business	Reported Losses				Incurred But Not Reported			8 Net Losses Unpaid (Cols. 4 + 5 + 6 - 7)	9 Net Unpaid Loss Adjustment Expenses
	1 Direct	2 Reinsurance Assumed	3 Deduct Reinsurance Recoverable	4 Net Losses Excl. Incurred But Not Reported (Cols. 1 + 2 - 3)	5 Direct	6 Reinsurance Assumed	7 Reinsurance Ceded		
1. Fire .....	180,568		59,866	120,702	35,000		17,000	138,702	49,523
2.1 Allied lines .....									
2.2 Multiple peril crop .....									
2.3 Federal flood .....									
2.4 Private crop .....									
2.5 Private flood .....									
3. Farmowners multiple peril .....	3,848,551		2,624,043	1,224,508	417,000		379,000	1,262,508	95,817
4. Homeowners multiple peril .....	2,177,821		864,559	1,313,262	305,000		214,000	1,404,262	147,508
5.1 Commercial multiple peril (non-liability portion) .....	256,846		88,000	168,846	61,000		25,000	204,846	44,599
5.2 Commercial multiple peril (liability portion) .....	90,676		52,000	38,676	13,000		8,000	43,676	53,725
6. Mortgage guaranty .....									
8. Ocean marine .....									
9. Inland marine .....									
10. Financial guaranty .....									
11.1 Medical professional liability - occurrence .....									
11.2 Medical professional liability - claims-made .....									
12. Earthquake .....									
13.1 Comprehensive (hospital and medical) individual .....								(a)	
13.2 Comprehensive (hospital and medical) group .....								(a)	
14. Credit accident and health (group and individual) .....									
15.1 Vision only .....								(a)	
15.2 Dental only .....								(a)	
15.3 Disability income .....								(a)	
15.4 Medicare supplement .....								(a)	
15.5 Medicaid Title XIX .....								(a)	
15.6 Medicare Title XVIII .....								(a)	
15.7 Long-term care .....								(a)	
15.8 Federal employees health benefits plan .....								(a)	
15.9 Other health .....								(a)	
16. Workers' compensation .....									
17.1 Other liability - occurrence .....	1,000,000	14,501	342,000	672,501	140,000		46,693	98,000	761,194
17.2 Other liability - claims-made .....									
17.3 Excess workers' compensation .....									
18.1 Products liability - occurrence .....									
18.2 Products liability - claims-made .....									
19.1 Private passenger auto no-fault (personal injury protection) .....	369,370		93,000	276,370	92,000		36,000	332,370	26,175
19.2 Other private passenger auto liability .....	3,610,090		1,656,852	1,953,238	865,000		354,000	2,464,238	243,846
19.3 Commercial auto no-fault (personal injury protection) .....									
19.4 Other commercial auto liability .....	150,360		89,262	61,098	46,000		15,000	92,098	11,250
21.1 Private passenger auto physical damage .....	282,779		94,000	188,779	225,000		28,000	385,779	46,487
21.2 Commercial auto physical damage .....	9,098		3,000	6,098	1,000		1,000	6,098	2,253
22. Aircraft (all perils) .....									
23. Fidelity .....									
24. Surety .....									
26. Burglary and theft .....									
27. Boiler and machinery .....									135,285
28. Credit .....									
29. International .....									
30. Warranty .....									
31. Reinsurance - nonproportional assumed property .....	XXX				XXX				
32. Reinsurance - nonproportional assumed liability .....	XXX				XXX				
33. Reinsurance - nonproportional assumed financial lines .....	XXX				XXX				
34. Aggregate write-ins for other lines of business .....									
35. TOTALS .....	11,976,159	14,501	5,966,582	6,024,078	2,200,000		46,693	1,175,000	7,095,771
<b>DETAILS OF WRITE-INS</b>									
3401. ....									
3402. ....									
3403. ....									
3498. Summary of remaining write-ins for Line 34 from overflow page .....									
3499. Totals (Lines 3401 thru 3403 plus 3498)(Line 34 above) .....									

(a) Including \$ ..... for present value of life indemnity claims reported in Lines 13 and 15.

ANNUAL STATEMENT FOR THE YEAR 2022 OF THE Mt. Morris Mutual Insurance Company

**UNDERWRITING AND INVESTMENT EXHIBIT**

PART 3 - EXPENSES

	1	2	3	4
	Loss Adjustment Expenses	Other Underwriting Expenses	Investment Expenses	Total
1. Claim adjustment services:				
1.1 Direct .....	1,815,412			1,815,412
1.2 Reinsurance assumed .....	2,523			2,523
1.3 Reinsurance ceded .....	1,254,152			1,254,152
1.4 Net claim adjustment service (1.1 + 1.2 - 1.3) .....	563,783			563,783
2. Commission and brokerage:				
2.1 Direct excluding contingent .....		5,158,348		5,158,348
2.2 Reinsurance assumed, excluding contingent .....		33,672		33,672
2.3 Reinsurance ceded, excluding contingent .....		206,509		206,509
2.4 Contingent - direct .....		264,117		264,117
2.5 Contingent - reinsurance assumed .....				
2.6 Contingent - reinsurance ceded .....				
2.7 Policy and membership fees .....				
2.8 Net commission and brokerage (2.1 + 2.2 - 2.3 + 2.4 + 2.5 - 2.6 + 2.7) ..		5,249,628		5,249,628
3. Allowances to managers and agents .....				
4. Advertising .....		189,928		189,928
5. Boards, bureaus and associations .....	31,336	117,512	7,834	156,682
6. Surveys and underwriting reports .....		257,202		257,202
7. Audit of assureds' records .....				
8. Salary and related items:				
8.1 Salaries .....	463,252	1,737,193	115,813	2,316,258
8.2 Payroll taxes .....	32,663	122,484	8,166	163,313
9. Employee relations and welfare .....	91,948	344,806	22,987	459,741
10. Insurance .....	16,186	60,697	4,047	80,930
11. Directors' fees .....	12,036	45,137	3,009	60,182
12. Travel and travel items .....	11,263	45,053		56,316
13. Rent and rent items .....	6,000	22,500	1,500	30,000
14. Equipment .....	82,892	310,847	20,723	414,462
15. Cost or depreciation of EDP equipment and software .....	4,691	17,592	1,173	23,456
16. Printing and stationery .....				
17. Postage, telephone and telegraph, exchange and express .....	62,773	235,400	15,693	313,866
18. Legal and auditing .....	31,081	91,192	33,132	155,405
19. Totals (Lines 3 to 18) .....	846,121	3,597,543	234,077	4,677,741
20. Taxes, licenses and fees:				
20.1 State and local insurance taxes deducting guaranty association credits of \$ .....		182,934		182,934
20.2 Insurance department licenses and fees .....		15,344		15,344
20.3 Gross guaranty association assessments .....				
20.4 All other (excluding federal and foreign income and real estate) .....				
20.5 Total taxes, licenses and fees (20.1 + 20.2 + 20.3 + 20.4) .....		198,278		198,278
21. Real estate expenses .....	5,918	22,192	1,480	29,590
22. Real estate taxes .....	10,273	38,522	2,568	51,363
23. Reimbursements by uninsured plans .....				
24. Aggregate write-ins for miscellaneous expenses .....	9,172	34,397	2,293	45,862
25. Total expenses incurred .....	1,435,267	9,140,560	240,418	(a) 10,816,245
26. Less unpaid expenses - current year .....	918,204			918,204
27. Add unpaid expenses - prior year .....	1,069,019	2,072,931		3,141,950
28. Amounts receivable relating to uninsured plans, prior year .....				
29. Amounts receivable relating to uninsured plans, current year .....				
30. TOTAL EXPENSES PAID (Lines 25 - 26 + 27 - 28 + 29)	1,586,082	11,213,491	240,418	13,039,991
<b>DETAILS OF WRITE-INS</b>				
2401. Miscellaneous Expense .....	9,172	34,397	2,293	45,862
2402. ....				
2403. ....				
2498. Summary of remaining write-ins for Line 24 from overflow page .....				
2499. Totals (Lines 2401 thru 2403 plus 2498)(Line 24 above)	9,172	34,397	2,293	45,862

(a) Includes management fees of \$ ..... to affiliates and \$ ..... to non-affiliates.

ANNUAL STATEMENT FOR THE YEAR 2022 OF THE Mt. Morris Mutual Insurance Company

**EXHIBIT OF NET INVESTMENT INCOME**

	1	2
	Collected During Year	Earned During Year
1. U.S. Government bonds	(a)	
1.1 Bonds exempt from U.S. tax	(a) 536,530	507,025
1.2 Other bonds (unaffiliated)	(a) 216,406	223,410
1.3 Bonds of affiliates	(a)	
2.1 Preferred stocks (unaffiliated)	(b)	
2.11 Preferred stocks of affiliates	(b)	
2.2 Common stocks (unaffiliated)	560,290	560,288
2.21 Common stocks of affiliates		
3. Mortgage loans	(c)	
4. Real estate	(d) 37,025	37,025
5. Contract loans		
6. Cash, cash equivalents and short-term investments	(e) 20,803	20,805
7. Derivative instruments	(f)	
8. Other invested assets		
9. Aggregate write-ins for investment income		
10. Total gross investment income	1,371,054	1,348,553
11. Investment expenses		(g) 240,418
12. Investment taxes, licenses and fees, excluding federal income taxes		(g)
13. Interest expense		(h)
14. Depreciation on real estate and other invested assets		(i) 174,574
15. Aggregate write-ins for deductions from investment income		
16. Total deductions (Lines 11 through 15)		414,992
17. Net investment income (Line 10 minus Line 16)		933,561
<b>DETAILS OF WRITE-INS</b>		
0901.		
0902.		
0903.		
0998. Summary of remaining write-ins for Line 9 from overflow page		
0999. Totals (Lines 0901 thru 0903 plus 0998) (Line 9, above)		
1501.		
1502.		
1503.		
1598. Summary of remaining write-ins for Line 15 from overflow page		
1599. Totals (Lines 1501 thru 1503 plus 1598) (Line 15, above)		

- (a) Includes \$ 25,518 accrual of discount less \$ 78 amortization of premium and less \$ 4,263 paid for accrued interest on purchases.
- (b) Includes \$ accrual of discount less \$ amortization of premium and less \$ paid for accrued dividends on purchases.
- (c) Includes \$ accrual of discount less \$ amortization of premium and less \$ paid for accrued interest on purchases.
- (d) Includes \$ 30,000 for company's occupancy of its own buildings; and excludes \$ interest on encumbrances.
- (e) Includes \$ accrual of discount less \$ amortization of premium and less \$ paid for accrued interest on purchases.
- (f) Includes \$ accrual of discount less \$ amortization of premium.
- (g) Includes \$ investment expenses and \$ investment taxes, licenses and fees, excluding federal income taxes, attributable to segregated and Separate Accounts.
- (h) Includes \$ interest on surplus notes and \$ interest on capital notes.
- (i) Includes \$ 174,574 depreciation on real estate and \$ depreciation on other invested assets.

**EXHIBIT OF CAPITAL GAINS (LOSSES)**

	1	2	3	4	5
	Realized Gain (Loss) On Sales or Maturity	Other Realized Adjustments	Total Realized Capital Gain (Loss) (Columns 1 + 2)	Change in Unrealized Capital Gain (Loss)	Change in Unrealized Foreign Exchange Capital Gain (Loss)
1. U.S. Government bonds					
1.1 Bonds exempt from U.S. tax	2,372		2,372		
1.2 Other bonds (unaffiliated)					
1.3 Bonds of affiliates					
2.1 Preferred stocks (unaffiliated)					
2.11 Preferred stocks of affiliates					
2.2 Common stocks (unaffiliated)	1,201,875		1,201,875	(3,089,466)	
2.21 Common stocks of affiliates					
3. Mortgage loans					
4. Real estate					
5. Contract loans					
6. Cash, cash equivalents and short-term investments	(95)		(95)	(7)	
7. Derivative instruments					
8. Other invested assets					
9. Aggregate write-ins for capital gains (losses)					
10. Total capital gains (losses)	1,204,152		1,204,152	(3,089,473)	
<b>DETAILS OF WRITE-INS</b>					
0901.					
0902.					
0903.					
0998. Summary of remaining write-ins for Line 9 from overflow page					
0999. Totals (Lines 0901 thru 0903 plus 0998) (Line 9, above)					

ANNUAL STATEMENT FOR THE YEAR 2022 OF THE Mt. Morris Mutual Insurance Company

**EXHIBIT OF NON-ADMITTED ASSETS**

	1	2	3
	Current Year Total Nonadmitted Assets	Prior Year Total Nonadmitted Assets	Change in Total Nonadmitted Assets (Col. 2 - Col. 1)
1. Bonds (Schedule D) .....			
2. Stocks (Schedule D):			
2.1 Preferred stocks .....			
2.2 Common stocks .....			
3. Mortgage loans on real estate (Schedule B):			
3.1 First liens .....			
3.2 Other than first liens.....			
4. Real estate (Schedule A):			
4.1 Properties occupied by the company .....			
4.2 Properties held for the production of income.....			
4.3 Properties held for sale .....			
5. Cash (Schedule E - Part 1), cash equivalents (Schedule E - Part 2) and short-term investments (Schedule DA) .....			
6. Contract loans .....			
7. Derivatives (Schedule DB) .....			
8. Other invested assets (Schedule BA) .....			
9. Receivables for securities .....			
10. Securities lending reinvested collateral assets (Schedule DL) .....			
11. Aggregate write-ins for invested assets .....			
12. Subtotals, cash and invested assets (Lines 1 to 11) .....			
13. Title plants (for Title insurers only) .....			
14. Investment income due and accrued .....			
15. Premiums and considerations:			
15.1 Uncollected premiums and agents' balances in the course of collection .....	3,361	3,361	
15.2 Deferred premiums, agents' balances and installments booked but deferred and not yet due ..			
15.3 Accrued retrospective premiums and contracts subject to redetermination .....			
16. Reinsurance:			
16.1 Amounts recoverable from reinsurers .....			
16.2 Funds held by or deposited with reinsured companies .....			
16.3 Other amounts receivable under reinsurance contracts .....			
17. Amounts receivable relating to uninsured plans .....			
18.1 Current federal and foreign income tax recoverable and interest thereon .....			
18.2 Net deferred tax asset .....			
19. Guaranty funds receivable or on deposit .....			
20. Electronic data processing equipment and software .....			
21. Furniture and equipment, including health care delivery assets .....	165,439	202,148	36,709
22. Net adjustment in assets and liabilities due to foreign exchange rates .....			
23. Receivables from parent, subsidiaries and affiliates .....			
24. Health care and other amounts receivable .....			
25. Aggregate write-ins for other than invested assets .....	78,783	72,418	(6,365)
26. Total assets excluding Separate Accounts, Segregated Accounts and Protected Cell Accounts (Lines 12 to 25) .....	247,583	277,927	30,344
27. From Separate Accounts, Segregated Accounts and Protected Cell Accounts .....			
28. Total (Lines 26 and 27)	247,583	277,927	30,344
<b>DETAILS OF WRITE-INS</b>			
1101. ....			
1102. ....			
1103. ....			
1198. Summary of remaining write-ins for Line 11 from overflow page .....			
1199. Totals (Lines 1101 thru 1103 plus 1198)(Line 11 above)			
2501. Prepaid Licenses .....	78,783	72,418	(6,365)
2502. ....			
2503. ....			
2598. Summary of remaining write-ins for Line 25 from overflow page .....			
2599. Totals (Lines 2501 thru 2503 plus 2598)(Line 25 above)	78,783	72,418	(6,365)

## NOTES TO FINANCIAL STATEMENTS

**NOTE 1 Summary of Significant Accounting Policies and Going Concern**
**A. Accounting Practices**

The accompanying financial statements of the Company are presented on the basis of accounting practices prescribed or permitted by the Insurance Department of the State of Wisconsin.

The Insurance Department of the State of Wisconsin recognizes only statutory accounting practices prescribed or permitted by the State of Wisconsin for determining and reporting the financial condition and results of operations of an insurance company, for determining its solvency under the Wisconsin Insurance Law. The National Association of Insurance Commissioners' (NAIC) Accounting Practices and Procedures manual (NAIC SAP) has been adopted as a component of prescribed or permitted practices by the State of Wisconsin.

The Company received approval from the Wisconsin Insurance Department to prepare its statutory financial statements using the following permitted statutory accounting practice, which differs from prescribed statutory accounting practices.

Mutual Insurance Companies that hold Wisconsin Reinsurance Corporation (WRC) common and/or preferred stock shall value this investment based on the most recent WRC audited financial statements. Accordingly, the valuation included in the Company's December 31, 2022 and 2021, financial statements are based upon WRC's financial statements as of December 31, 2021 and 2020, respectively.

Reconciliation of Prescribed and Permitted Accounting Practices:

	SSAP #	F/S Page	F/S Line #	2022	2021
NET INCOME					
(1) State basis (Page 4, Line 20, Columns 1 & 2)	XXX	XXX	XXX	\$ (1,222,416)	\$ (201,322)
(2) State Prescribed Practices that are an increase/ (decrease) from NAIC SAP:					
(3) State Permitted Practices that are an increase/(decrease) from NAIC SAP:					
(4) NAIC SAP (1-2-3=4)	XXX	XXX	XXX	\$ (1,222,416)	\$ (201,322)
SURPLUS					
(5) State basis (Page 3, Line 37, Columns 1 & 2)	XXX	XXX	XXX	\$ 22,539,559	\$ 25,771,104
(6) State Prescribed Practices that are an increase/(decrease) from NAIC SAP:					
(7) State Permitted Practices that are an increase/(decrease) from NAIC SAP:					
(8) NAIC SAP (5-6-7=8)	XXX	XXX	XXX	\$ 22,539,559	\$ 25,771,104

**B. Use of Estimates in the Preparation of the Financial Statements**

The preparation of financial statements in conformity with statutory accounting principles requires management to make estimates and assumptions that affect the reported amounts of assets and liabilities. It also requires disclosure of contingent assets and liabilities at the date of the financial statements and the reported amounts of revenue and expenses during the period.

**C. Accounting Policy**

Premiums are earned over the terms of the related insurance policies and reinsurance contracts. Unearned premium reserves are established to cover the unexpired portion of premiums written. Such reserves are computed by daily pro rata methods for direct businesses and are based on reports received from ceding companies for reinsurance.

In addition, the Company uses the following accounting policies.

1. Short-term investments are stated at cost.
2. Bonds are stated at amortized cost, unless the bond is designated a rating of NAIC 3 or lower, in which case it is valued at the lower of amortized cost or fair value.
3. Stocks and mutual funds are valued at their current market value.
4. Real estate is valued at original cost less depreciation, with depreciation being applied on a straight-line basis.
5. Unpaid losses and loss adjustment expenses include an amount determined from individual case estimates and loss reports and an amount, based on past experience, for losses incurred, but not reported. Such liabilities are necessarily based on assumptions and estimates while management believes the amount is adequate, the ultimate liability may be in excess of or less than the amount provided. The methods for making such estimates and for establishing the resulting liability are continually reviewed and any adjustments are reflected in the period determined.

**D. Going Concern - Not Applicable**
**NOTE 2 Accounting Changes and Corrections of Errors**

During the current period, the Company had no correction of an error.

**NOTE 3 Business Combinations and Goodwill**

The Company did not have any business combinations during the year ending December 31, 2022.

**NOTE 4 Discontinued Operations**

The Company did not have any discontinued operations during the current period.

**NOTE 5 Investments**

A. Currently the Company is not carrying any mortgage loans.

B. The Company did not restructure any debt during the current period.

C. The Company does not carry any reverse mortgages.

D. The Company does not carry any loan-backed securities.

E. Dollar Repurchase Agreements and/or Securities Lending Transactions - Not applicable

F. Repurchase Agreements Transactions Accounted for as Secured Borrowing - Not Applicable

G. Reverse Repurchase Agreements Transactions Accounted for as Secured Borrowing - Not applicable

H. Repurchase Agreements Transactions Accounted for as a Sale - Not Applicable



**NOTES TO FINANCIAL STATEMENTS**

- I. Reverse Repurchase Agreements Transactions Accounted for as a Sale - Not applicable
- J. Real Estate - Not applicable
- K. Low Income Housing tax Credits (LIHTC) - Not applicable
- L. Restricted Assets - Not applicable
- M. Working Capital Finance Investments - Not applicable
- N. Offsetting and Netting of Assets and Liabilities - Not applicable
- O. 5GI Securities - Not applicable
- P. Short Sales - Not applicable
- Q. Prepayment Penalty and Acceleration Fees - Not applicable
- R. Reporting Entity's Share of Cash Pool by Asset Type - Not applicable

**NOTE 6 Joint Ventures, Partnerships and Limited Liability Companies**

The Company is not involved in any joint ventures, partnerships, or limited liability companies.

**NOTE 7 Investment Income**

There is no due and accrued income being excluded from the financial statements.

**NOTE 8 Derivative Instruments**

The Company has no derivative instruments at December 31, 2022.

**NOTE 9 Income Taxes**

A. The components of the net deferred tax asset/(liability) at the end of current period are as follows:

1.

	As of End of Current Period			12/31/2021			Change		
	(1) Ordinary	(2) Capital	(3) (Col. 1 + 2) Total	(4) Ordinary	(5) Capital	(6) (Col. 4 + 5) Total	(7) (Col. 1 - 4) Ordinary	(8) (Col. 2 - 5) Capital	(9) (Col. 7 + 8) Total
(a) Gross Deferred Tax Assets	\$ 1,454,000		\$ 1,454,000	\$ 937,000	\$ 41,000	\$ 978,000	\$ 517,000	\$ (41,000)	\$ 476,000
(b) Statutory Valuation Allowance Adjustment			\$ -	\$ -	\$ -	\$ -	\$ -	\$ -	\$ -
(c) Adjusted Gross Deferred Tax Assets (1a - 1b)	\$ 1,454,000	\$ -	\$ 1,454,000	\$ 937,000	\$ 41,000	\$ 978,000	\$ 517,000	\$ (41,000)	\$ 476,000
(d) Deferred Tax Assets Nonadmitted			\$ -	\$ -	\$ -	\$ -	\$ -	\$ -	\$ -
(e) Subtotal Net Admitted Deferred Tax Asset (1c - 1d)	\$ 1,454,000	\$ -	\$ 1,454,000	\$ 937,000	\$ 41,000	\$ 978,000	\$ 517,000	\$ (41,000)	\$ 476,000
(f) Deferred Tax Liabilities		\$ 762,000	\$ 762,000	\$ -	\$ 1,336,000	\$ 1,336,000	\$ -	\$ (574,000)	\$ (574,000)
(g) Net Admitted Deferred Tax Asset/(Net Deferred Tax Liability) (1e - 1f)	\$ 1,454,000	\$ (762,000)	\$ 692,000	\$ 937,000	\$ (1,295,000)	\$ (358,000)	\$ 517,000	\$ 533,000	\$ 1,050,000

2.

	As of End of Current Period			12/31/2021			Change		
	(1) Ordinary	(2) Capital	(3) (Col. 1 + 2) Total	(4) Ordinary	(5) Capital	(6) (Col. 4 + 5) Total	(7) (Col. 1 - 4) Ordinary	(8) (Col. 2 - 5) Capital	(9) (Col. 7 + 8) Total
Admission Calculation Components SSAP No. 101									
(a) Federal Income Taxes Paid In Prior Years Recoverable Through Loss Carrybacks			\$ -	\$ -	\$ -	\$ -	\$ -	\$ -	\$ -
(b) Adjusted Gross Deferred Tax Assets Expected To Be Realized (Excluding The Amount Of Deferred Tax Assets From 2(a) above) After Application of the Threshold Limitation. (The Lesser of 2(b)1 and 2(b)2 Below)	\$ 1,454,000		\$ 1,454,000	\$ 719,000	\$ -	\$ 719,000	\$ 735,000	\$ -	\$ 735,000
1. Adjusted Gross Deferred Tax Assets Expected to be Realized Following the Balance Sheet Date.	\$ 1,454,000		\$ 1,454,000	\$ 719,000	\$ -	\$ 719,000	\$ 735,000	\$ -	\$ 735,000
2. Adjusted Gross Deferred Tax Assets Allowed per Limitation Threshold.	XXX	XXX	\$ 3,380,934	XXX	XXX	\$ -	XXX	XXX	\$ 3,380,934
(c) Adjusted Gross Deferred Tax Assets (Excluding The Amount Of Deferred Tax Assets From 2(a) and 2(b) above) Offset by Gross Deferred Tax Liabilities.		\$ (762,000)	\$ (762,000)	\$ -	\$ 1,336,000	\$ 1,336,000	\$ -	\$ (2,098,000)	\$ (2,098,000)
(d) Deferred Tax Assets Admitted as the result of application of SSAP No. 101. Total (2(a) + 2(b) + 2(c))	\$ 1,454,000	\$ (762,000)	\$ 692,000	\$ 719,000	\$ 1,336,000	\$ 2,055,000	\$ 735,000	\$ (2,098,000)	\$ (1,363,000)

3.

	2022	2021
a. Ratio Percentage Used To Determine Recovery Period And Threshold Limitation Amount.	15.000%	0.000%
b. Amount Of Adjusted Capital And Surplus Used To Determine Recovery Period And Threshold Limitation In 2(b)2 Above.	\$ 22,539,559	\$ 25,771,104

4.

	As of End of Current Period		12/31/2021		Change	
	(1) Ordinary	(2) Capital	(3) Ordinary	(4) Capital	(5) (Col. 1 - 3) Ordinary	(6) (Col. 2 - 4) Capital
Impact of Tax Planning Strategies:						

**NOTES TO FINANCIAL STATEMENTS**

(a) Determination of adjusted gross deferred tax assets and net admitted deferred tax assets, by tax character as a percentage.							
1. Adjusted Gross DTAs amount from Note 9A1(c)	\$ 1,454,000	\$ -	\$ 937,000	\$ 41,000	\$ 517,000	\$ (41,000)	
2. Percentage of adjusted gross DTAs by tax character attributable to the impact of tax planning strategies			0.000%	0.000%	0.000%	0.000%	
3. Net Admitted Adjusted Gross DTAs amount from Note 9A1(e)	\$ 1,454,000	\$ -	\$ 937,000	\$ 41,000	\$ 517,000	\$ (41,000)	
4. Percentage of net admitted adjusted gross DTAs by tax character admitted because of the impact of tax planning strategies			0.000%	0.000%	0.000%	0.000%	

b. Do the Company's tax-planning strategies include the use of reinsurance? Yes  No

B. All deferred tax liabilities are recognized.

C. Current income taxes incurred consist of the following major components:

	(1) As of End of Current Period	(2) 12/31/2021	(3) (Col. 1 - 2) Change
1. Current Income Tax			
(a) Federal	\$ -	\$ (203,743)	\$ 203,743
(b) Foreign		\$ -	\$ -
(c) Subtotal (1a+1b)	\$ -	\$ (203,743)	\$ 203,743
(d) Federal income tax on net capital gains		\$ -	\$ -
(e) Utilization of capital loss carry-forwards		\$ -	\$ -
(f) Other		\$ -	\$ -
(g) Federal and foreign income taxes incurred (1c+1d+1e+1f)	\$ -	\$ (203,743)	\$ 203,743
2. Deferred Tax Assets:			
(a) Ordinary:			
(1) Discounting of unpaid losses	\$ 86,000	\$ 94,000	\$ (8,000)
(2) Unearned premium reserve	\$ 718,000	\$ 665,000	\$ 53,000
(3) Policyholder reserves		\$ -	\$ -
(4) Investments		\$ -	\$ -
(5) Deferred acquisition costs		\$ -	\$ -
(6) Policyholder dividends accrual		\$ -	\$ -
(7) Fixed assets	\$ 52,000	\$ 58,000	\$ (6,000)
(8) Compensation and benefits accrual		\$ -	\$ -
(9) Pension accrual		\$ -	\$ -
(10) Receivables - nonadmitted		\$ -	\$ -
(11) Net operating loss carry-forward	\$ 598,000	\$ 120,000	\$ 478,000
(12) Tax credit carry-forward		\$ -	\$ -
(13) Other		\$ -	\$ -
(99) Subtotal (sum of 2a1 through 2a13)	\$ 1,454,000	\$ 937,000	\$ 517,000
(b) Statutory valuation allowance adjustment		\$ -	\$ -
(c) Nonadmitted		\$ -	\$ -
(d) Admitted ordinary deferred tax assets (2a99 - 2b - 2c)	\$ 1,454,000	\$ 937,000	\$ 517,000
(e) Capital:			
(1) Investments		\$ 41,000	\$ (41,000)
(2) Net capital loss carry-forward		\$ -	\$ -
(3) Real estate		\$ -	\$ -
(4) Other		\$ -	\$ -
(99) Subtotal (2e1+2e2+2e3+2e4)	\$ -	\$ 41,000	\$ (41,000)
(f) Statutory valuation allowance adjustment		\$ -	\$ -
(g) Nonadmitted		\$ -	\$ -
(h) Admitted capital deferred tax assets (2e99 - 2f - 2g)	\$ -	\$ 41,000	\$ (41,000)
(i) Admitted deferred tax assets (2d + 2h)	\$ 1,454,000	\$ 978,000	\$ 476,000
3. Deferred Tax Liabilities:			
(a) Ordinary:			
(1) Investments		\$ -	\$ -
(2) Fixed assets		\$ -	\$ -
(3) Deferred and uncollected premium		\$ -	\$ -
(4) Policyholder reserves		\$ -	\$ -
(5) Other		\$ -	\$ -
(99) Subtotal (3a1+3a2+3a3+3a4+3a5)	\$ -	\$ -	\$ -
(b) Capital:			
(1) Investments	\$ 762,000	\$ 1,336,000	\$ (574,000)
(2) Real estate		\$ -	\$ -
(3) Other		\$ -	\$ -
(99) Subtotal (3b1+3b2+3b3)	\$ 762,000	\$ 1,336,000	\$ (574,000)
(c) Deferred tax liabilities (3a99 + 3b99)	\$ 762,000	\$ 1,336,000	\$ (574,000)
4. Net deferred tax assets/liabilities (2i - 3c)	\$ 692,000	\$ (358,000)	\$ 1,050,000

D. The provision for federal income taxes incurred is different from that which would be obtained by applying the statutory federal income tax rate to income before income taxes. The significant items causing this difference are as follows:

	12/31/2022
Net income (loss) before income taxes	(\$1,222,416)
Differences	
Net premium earned	250,881
Net losses and LAE incurred	(699,198)
Depreciation	56,260
Non-deductible expenses	4,736
Change in accrued vacation	2,944

## NOTES TO FINANCIAL STATEMENTS

Tax-exempt interest	(822,144)
Dividend received deduction	(101,478)
Other	6,436
Taxable Income (Loss)	(\$2,523,979)

- E. The Company had \$3,101,000 of operating loss carryforwards available to offset future taxable income at December 31, 2022. The Company had long-term capital loss carryforwards of \$0 at December 31, 2022.
- F. The Company's federal income tax return is not consolidated with any other entities.
- G. Not Applicable
- H. Repatriation Transition Tax (RTT) - Not Applicable
- I. Alternative Minimum Tax (AMT) Credit - Not Applicable

**NOTE 10 Information Concerning Parent, Subsidiaries, Affiliates and Other Related Parties**

- A. The Company is not involved in any relationships of this nature.

**NOTE 11 Debt**

The Company received a loan in the amount of \$380,900 to fund payroll, rent, utilities and interest on mortgages and existing debt through the federal Paycheck Protection Program. This debt was forgiven on February 4, 2021 and is recognized in other income on the statement of operations in 2021.

**NOTE 12 Retirement Plans, Deferred Compensation, Postemployment Benefits and Compensated Absences and Other Postretirement Benefit Plans**

- A. The Company has no defined benefit plan.
- B. Not applicable
- C. The fair value of each class of plan assets - Not applicable
- D. Not applicable
- E. **Defined Contribution Plan**  
The Company has established a defined contribution retirement plan, which covers substantially all full-time employees. It is funded by annual payments by the Company of 5% of the eligible annual payroll of plan participants. Contributions are recorded on the accrual basis. Amounts expensed related to the plan amounted to \$128,631 in 2022 and \$117,170 in 2021.
- F. The Company has no multiemployer plans.
- G. The Company has no consolidating/holding company plans.
- H. Postemployment Benefits and Compensated Absences - Not applicable
- I. Impact of Medicare Modernization Act on Postretirement Benefits (INT 04-17) - Not applicable

**NOTE 13 Capital and Surplus, Dividend Restrictions and Quasi-Reorganizations**

- A. Not applicable
- B. Not applicable
- C. Not applicable
- D. Not applicable
- E. Not applicable
- F. Not applicable
- G. Not applicable
- H. Not applicable
- I. Not applicable
- J. The portion of unassigned funds (surplus) represented or reduced by cumulative unrealized gains and losses is \$ 3,274,544
- K. The Company issued the following surplus debentures or similar obligations: - Not applicable
- L. The impact of any restatement due to prior quasi-reorganizations is as follows: - Not applicable
- M. Not applicable

**NOTE 14 Liabilities, Contingencies and Assessments**

The Company has no contingencies at December 31, 2022. The Company has no legal proceedings which are beyond the ordinary course of business which could have a material effect.

**NOTE 15 Leases**

- A. Lessee Operating Lease:

**NOTES TO FINANCIAL STATEMENTS**

(1) The Company does not have any material leasing obligations at December 31, 2022.

B. Lessor Leases - Not Applicable

**NOTE 16 Information About Financial Instruments With Off-Balance Sheet Risk and Financial Instruments With Concentrations of Credit Risk**

The Company has no financial instruments with off-balance-sheet risk at December 31, 2022.

**NOTE 17 Sale, Transfer and Servicing of Financial Assets and Extinguishments of Liabilities**

The Company had no sale, transfer, servicing of financial assets, or extinguishments of liabilities during the current period.

**NOTE 18 Gain or Loss to the Reporting Entity from Uninsured Plans and the Uninsured Portion of Partially Insured Plans**

The Company had no accident and health plans during the period ended December 31, 2022.

**NOTE 19 Direct Premium Written/Produced by Managing General Agents/Third Party Administrators**

The Company did not write any business with any managing general agents or third party administrators during the period ended December 31, 2022.

**NOTE 20 Fair Value Measurements**

A.

(1) Fair Value Measurements at Reporting Date

Description for each class of asset or liability	(Level 1)	(Level 2)	(Level 3)	Net Asset Value (NAV)	Total
a. Assets at fair value					
Preferred Stock			\$ 96,000		\$ 96,000
Common Stock	\$ 13,004,271		\$ 435,265		\$ 13,439,536
Total assets at fair value/NAV	\$ 13,004,271	\$ -	\$ 531,265	\$ -	\$ 13,535,536

Description for each class of asset or liability	(Level 1)	(Level 2)	(Level 3)	Net Asset Value (NAV)	Total
b. Liabilities at fair value					
Total liabilities at fair value	\$ -	\$ -	\$ -	\$ -	\$ -

(2) Fair Value Measurements in (Level 3) of the Fair Value hierarchy

Description	Beginning Balance at 01/01/2022	Transfers into Level 3	Transfers out of Level 3	Total gains and (losses) included in Net Income	Total gains and (losses) included in Surplus	Purchases	Issuances	Sales	Settlements	Ending Balance at 12/31/2022
a. Assets										
Preferred Stock	\$ 96,000									\$ 96,000
Common Stock	\$ 531,029				\$ (95,764)					\$ 435,265
Total Assets	\$ 627,029	\$ -	\$ -	\$ -	\$ (95,764)	\$ -	\$ -	\$ -	\$ -	\$ 531,265

Description	Beginning Balance at 01/01/2022	Transfers into Level 3	Transfers out of Level 3	Total gains and (losses) included in Net Income	Total gains and (losses) included in Surplus	Purchases	Issuances	Sales	Settlements	Ending Balance at 12/31/2022
b. Liabilities										
Total Liabilities	\$ -	\$ -	\$ -	\$ -	\$ -	\$ -	\$ -	\$ -	\$ -	\$ -

B. Statements of Statutory Accounting Principles establish a hierarchy for inputs used in measuring fair value that maximizes the use of observable inputs and minimizing the use of unobservable inputs by requiring that the most observable inputs be used when available. The Statements of Statutory Accounting Principles define levels within the hierarchy based on the reliability of inputs as follows:

Level 1 – Unadjusted quoted prices for identical assets and liabilities in active markets;

Level 2 – Quoted prices for similar assets and liabilities in active markets (other than those included in Level 1) which are observable for the asset or liability, either directly or indirectly; and

Level 3 – Valuations derived from valuation techniques in which one or more significant inputs or significant value drivers are unobservable.

Certain bonds are carried at the lower of amortized cost or fair value. The bonds listed above are those that have been recognized at fair value. Fair value measurements are obtained from an independent pricing service. The fair value measurements consider observable data that may include dealer quotes, benchmark yields, reported trades, issuer spreads, bids, offers, benchmark securities, two-side markets, reference data, and industry and economic events, among other things. These securities are classified within Level 2 of the valuation hierarchy.

Stock securities listed on a national market or exchange are valued at the last sales price, or if there is no sale and the market is still considered active, at the last transaction price before year-end. Such securities are classified within Level 1 of the valuation hierarchy.

Stocks and mutual funds in Level 3 consist of the Company's investment in WRC. The fair value is determined based on the most recent audited financial statements of WRC as described in Note 1.

There were no realized gains or losses recognized in the statement of operations – statutory basis on the WRC stock for the years ended December 31, 2022 and 2021. Unrealized (losses) gains totaling \$(99,759) and \$(23,166) for the years ended December 31, 2022 and 2021, respectively, are included as an element of the adjustment to surplus. There were no acquisitions or sales of the WRC stock during the year ended December 31, 2022 and 2021. There were also no transfers in and/or out of Level 3 for the years ended December 31, 2022 and 2021. The only change to the value of the WRC stock relates to the unrealized gains (losses) above.

C. Aggregate fair value for all financial instruments and the level within the fair value hierarchy in which the fair value measurements in their entirety fall.

Type of Financial Instrument	Aggregate Fair Value	Admitted Assets	(Level 1)	(Level 2)	(Level 3)	Net Asset Value (NAV)	Not Practicable (Carrying Value)
Preferred Stock	\$ 96,000	\$ 96,000			\$ 96,000		
Common Stock	\$ 13,439,536	\$ 13,439,536	\$ 13,004,271		\$ 435,265		
Bonds	\$ 18,317,858	\$ 20,495,704		\$ 18,317,858			

D. Not Practicable to Estimate Fair Value

## NOTES TO FINANCIAL STATEMENTS

Type or Class of Financial Instrument	Carrying Value	Effective Interest Rate	Maturity Date	Explanation

E. Not applicable

### NOTE 21 Other Items

There are no other items to report.

### NOTE 22 Events Subsequent

Management evaluated subsequent events through February 28, 2023, the date the financial statements were available to be issued. Events or transactions occurring after December 31, 2022, but prior to February 28, 2023, that provided additional evidence about conditions that existed at December 31, 2022, have been recognized in the financial statements for the year ended December 31, 2022. Events or transactions that provided evidence about conditions that did not exist at December 31, 2022, but arose before the financial statements were available to be issued have not been recognized in the financial statements for the year ended December 31, 2022.

### NOTE 23 Reinsurance

#### A. Unsecured Reinsurance Recoverables

The Company has unsecured reinsurance recoverable from Grinnell Mutual Reinsurance Company. NAIC Company Code 14117 FEIN: 42-0245990 in the amount of \$1,329,000 deducted from unpaid losses and loss adjusting expenses at December 31, 2022, and \$460,000 relating to paid loss and loss adjusting expenses at December 31, 2022.

The Company has unsecured reinsurance recoverable from Toa Reinsurance Company of America. NAIC Company Code 42436 FEIN: 13-2918573 in the amount of \$519,000 deducted from unpaid losses and loss adjusting expenses at December 31, 2022, and \$241,000 relating to paid loss and loss adjusting expenses at December 31, 2022.

The Company has unsecured reinsurance recoverable from FarmersMutual Hail Insurance Company. NAIC Company Code 13897 FEIN: 42-0245840 in the amount of \$797,000 deducted from unpaid losses and loss adjusting expenses at December 31, 2022, and \$240,000 relating to paid loss and loss adjusting expenses at December 31, 2022.

The Company has unsecured reinsurance recoverable from Hannover Rickversicherung AG. FEIN: AA-1340125 in the amount of \$744,000 deducted from unpaid losses and loss adjusting expenses at December 31, 2022, and \$239,000 relating to paid loss and loss adjusting expenses at December 31, 2022.

The Company has unsecured reinsurance recoverable from R+V Versicherung AG. FEIN: AA-1340004 in the amount of \$756,000 deducted from unpaid losses and loss adjusting expenses at December 31, 2022, and \$647,000 relating to paid loss and loss adjusting expenses at December 31, 2022.

B. The Company does not have any reinsurance recoverable (paid or unpaid) in dispute at December 31, 2021.

#### C. Reinsurance Assumed and Ceded

(1)

	Assumed Reinsurance		Ceded Reinsurance		Net	
	Premium Reserve	Commission Equity	Premium Reserve	Commission Equity	Premium Reserve	Commission Equity
a. Affiliates					\$ -	\$ -
b. All Other	\$ 41,265		\$ 305,187		\$ (263,922)	\$ -
c. Total (a+b)	\$ 41,265	\$ -	\$ 305,187	\$ -	\$ (263,922)	\$ -
d. Direct Unearned Premium Reserve						\$ 17,361,862

D. The Company has no uncollectible reinsurance at December 31, 2022.

E. The Company has not had any commutation of ceded reinsurance during 2022.

F. The Company has no Retroactive Reinsurance Contracts at December 31, 2022.

G. The Company had no reinsurance accounted for as a deposit.

H. Disclosures for the Transfer of Property and Casualty Run-off Agreements - Not applicable

I. Certified Reinsurer Rating Downgraded or Status Subject to Revocation - Not applicable

J. Reinsurance Agreements Qualifying for Reinsurer Aggregation - Not applicable

K. Reinsurance Credit - Not applicable

### NOTE 24 Retrospectively Rated Contracts & Contracts Subject to Redetermination

The Company had no retrospectively rated contracts.

#### F. Risk Sharing Provisions of the Affordable Care Act

(1) Did the reporting entity write accident and health insurance premium which is subject to the Affordable Care Act risk sharing provisions (YES/NO)?

Yes [ ] No [X]

### NOTE 25 Change in Incurred Losses and Loss Adjustment Expenses

Losses and LAE (000's omitted)	2021	2020
Unpaid Losses and LAE at beginning of year	\$8,535	\$8,339
Losses and LAE incurred in current year:		
For current year losses and LAE	21,743	18,455
For prior year losses and LAE	<u>-1,210</u>	<u>422</u>
Total incurred	<u>20,533</u>	<u>18,877</u>
Losses and LAE paid in current year		
For current year losses and LAE	16,585	13,129
For prior year losses and LAE	<u>4,469</u>	<u>5,552</u>
Total Paid	<u>21,054</u>	<u>18,681</u>
Unpaid Losses and LAE at end of year	<u><u>\$8,014</u></u>	<u><u>\$8,535</u></u>

### NOTE 26 Intercompany Pooling Arrangements

The Company is not part of a group of affiliated insurers and does not utilize pooling arrangements.

## NOTES TO FINANCIAL STATEMENTS

---

**NOTE 27 Structured Settlements**

The Company has not purchased any annuities under which the Company is the owner and payee.

**NOTE 28 Health Care Receivables**

The Company has no health care receivables.

**NOTE 29 Participating Policies**

The Company has no participating policies.

**NOTE 30 Premium Deficiency Reserves**

The Company has no premium deficiency reserves.

**NOTE 31 High Deductibles**

The Company does not issue policies with high deductibles.

**NOTE 32 Discounting of Liabilities for Unpaid Losses or Unpaid Loss Adjustment Expenses**

None of the liabilities for unpaid losses or unpaid loss adjusting expenses have been discounted in the 2022 financial statements.

**NOTE 33 Asbestos/Environmental Reserves**

None

**NOTE 34 Subscriber Savings Accounts**

Mutual insurance company - not applicable.

**NOTE 35 Multiple Peril Crop Insurance**

The Company does not write multiple peril crop insurance.

**NOTE 36 Financial Guaranty Insurance**

The Company is not a financial guarantee insurer.

# GENERAL INTERROGATORIES

## PART 1 - COMMON INTERROGATORIES GENERAL

- 1.1 Is the reporting entity a member of an Insurance Holding Company System consisting of two or more affiliated persons, one or more of which is an insurer? ..... Yes [ ] No [ X ]  
If yes, complete Schedule Y, Parts 1, 1A, 2 and 3.
- 1.2 If yes, did the reporting entity register and file with its domiciliary State Insurance Commissioner, Director or Superintendent or with such regulatory official of the state of domicile of the principal insurer in the Holding Company System, a registration statement providing disclosure substantially similar to the standards adopted by the National Association of Insurance Commissioners (NAIC) in its Model Insurance Holding Company System Regulatory Act and model regulations pertaining thereto, or is the reporting entity subject to standards and disclosure requirements substantially similar to those required by such Act and regulations? ..... Yes [ ] No [ ] N/A [ X ]
- 1.3 State Regulating? ..... WISCONSIN
- 1.4 Is the reporting entity publicly traded or a member of a publicly traded group? ..... Yes [ ] No [ X ]
- 1.5 If the response to 1.4 is yes, provide the CIK (Central Index Key) code issued by the SEC for the entity/group. ....
- 2.1 Has any change been made during the year of this statement in the charter, by-laws, articles of incorporation, or deed of settlement of the reporting entity? ..... Yes [ ] No [ X ]
- 2.2 If yes, date of change: .....
- 3.1 State as of what date the latest financial examination of the reporting entity was made or is being made. .... 12/31/2021
- 3.2 State the as of date that the latest financial examination report became available from either the state of domicile or the reporting entity. This date should be the date of the examined balance sheet and not the date the report was completed or released. .... 12/31/2021
- 3.3 State as of what date the latest financial examination report became available to other states or the public from either the state of domicile or the reporting entity. This is the release date or completion date of the examination report and not the date of the examination (balance sheet date). .... 02/28/2023
- 3.4 By what department or departments?  
WISCONSIN COMMISSIONER OF INSURANCE .....
- 3.5 Have all financial statement adjustments within the latest financial examination report been accounted for in a subsequent financial statement filed with Departments? ..... Yes [ X ] No [ ] N/A [ ]
- 3.6 Have all of the recommendations within the latest financial examination report been complied with? ..... Yes [ ] No [ ] N/A [ X ]
- 4.1 During the period covered by this statement, did any agent, broker, sales representative, non-affiliated sales/service organization or any combination thereof under common control (other than salaried employees of the reporting entity), receive credit or commissions for or control a substantial part (more than 20 percent of any major line of business measured on direct premiums) of:  
4.11 sales of new business? ..... Yes [ ] No [ X ]  
4.12 renewals? ..... Yes [ ] No [ X ]
- 4.2 During the period covered by this statement, did any sales/service organization owned in whole or in part by the reporting entity or an affiliate, receive credit or commissions for or control a substantial part (more than 20 percent of any major line of business measured on direct premiums) of:  
4.21 sales of new business? ..... Yes [ ] No [ X ]  
4.22 renewals? ..... Yes [ ] No [ X ]
- 5.1 Has the reporting entity been a party to a merger or consolidation during the period covered by this statement? ..... Yes [ ] No [ X ]  
If yes, complete and file the merger history data file with the NAIC.
- 5.2 If yes, provide the name of the entity, NAIC Company Code, and state of domicile (use two letter state abbreviation) for any entity that has ceased to exist as a result of the merger or consolidation.

1 Name of Entity	2 NAIC Company Code	3 State of Domicile

- 6.1 Has the reporting entity had any Certificates of Authority, licenses or registrations (including corporate registration, if applicable) suspended or revoked by any governmental entity during the reporting period? ..... Yes [ ] No [ X ]
- 6.2 If yes, give full information: .....
- 7.1 Does any foreign (non-United States) person or entity directly or indirectly control 10% or more of the reporting entity? ..... Yes [ ] No [ X ]
- 7.2 If yes,  
7.21 State the percentage of foreign control; ..... %  
7.22 State the nationality(s) of the foreign person(s) or entity(s); or if the entity is a mutual or reciprocal, the nationality of its manager or attorney-in-fact and identify the type of entity(s) (e.g., individual, corporation, government, manager or attorney-in-fact).

1 Nationality	2 Type of Entity

ANNUAL STATEMENT FOR THE YEAR 2022 OF THE Mt. Morris Mutual Insurance Company

**GENERAL INTERROGATORIES**

- 8.1 Is the company a subsidiary of a depository institution holding company (DIHC) or a DIHC itself, regulated by the Federal Reserve Board? ..... Yes [ ] No [ X ]
- 8.2 If the response to 8.1 is yes, please identify the name of the DIHC.  
.....
- 8.3 Is the company affiliated with one or more banks, thrifts or securities firms? ..... Yes [ ] No [ X ]
- 8.4 If response to 8.3 is yes, please provide below the names and location (city and state of the main office) of any affiliates regulated by a federal regulatory services agency [i.e. the Federal Reserve Board (FRB), the Office of the Comptroller of the Currency (OCC), the Federal Deposit Insurance Corporation (FDIC) and the Securities Exchange Commission (SEC)] and identify the affiliate's primary federal regulator.

1 Affiliate Name	2 Location (City, State)	3 FRB	4 OCC	5 FDIC	6 SEC

- 8.5 Is the reporting entity a depository institution holding company with significant insurance operations as defined by the Board of Governors of Federal Reserve System or a subsidiary of the depository institution holding company? ..... Yes [ ] No [ X ]
- 8.6 If response to 8.5 is no, is the reporting entity a company or subsidiary of a company that has otherwise been made subject to the Federal Reserve Board's capital rule? ..... Yes [ ] No [ X ] N/A [ ]
9. What is the name and address of the independent certified public accountant or accounting firm retained to conduct the annual audit?  
CLIFTONLARSONALLEN, 1001 N. CENTRAL, SUITE 301, MARSHFIELD, WI 54449 .....
- 10.1 Has the insurer been granted any exemptions to the prohibited non-audit services provided by the certified independent public accountant requirements as allowed in Section 7H of the Annual Financial Reporting Model Regulation (Model Audit Rule), or substantially similar state law or regulation? ..... Yes [ X ] No [ ]
- 10.2 If the response to 10.1 is yes, provide information related to this exemption:  
THE OFFICE OF THE COMMISSIONER OF INSURANCE FOR THE STATE OF WISCONSIN APPROVED AN EXEMPTION TO ALLOW THE AUDITING FIRM TO PROVIDEE ASSISTANCE WITH COMPLEX TRANSACTIONS INCLUDING ACCOUNTING FOR INCOME TAXES, AND COMPILATION OF THE ANNUAL STATEMENT PURSUNANT TO S INS 50.05(5), WIS ADMIN CODE .....
- 10.3 Has the insurer been granted any exemptions related to the other requirements of the Annual Financial Reporting Model Regulation as allowed for in Section 18A of the Model Regulation, or substantially similar state law or regulation? ..... Yes [ ] No [ X ]
- 10.4 If the response to 10.3 is yes, provide information related to this exemption:  
.....
- 10.5 Has the reporting entity established an Audit Committee in compliance with the domiciliary state insurance laws? ..... Yes [ X ] No [ ] N/A [ ]
- 10.6 If the response to 10.5 is no or n/a, please explain  
.....
11. What is the name, address and affiliation (officer/employee of the reporting entity or actuary/consultant associated with an actuarial consulting firm) of the individual providing the statement of actuarial opinion/certification?  
STEVEN J REGNIER, ACAS, MAAA, REGNIER CONSULTING GROUP, INC, 3241 BUSINESS PARAK DRIVE, SUITE C, STEVENS POINT, WI 54482 .....
- 12.1 Does the reporting entity own any securities of a real estate holding company or otherwise hold real estate indirectly? ..... Yes [ ] No [ X ]
- 12.11 Name of real estate holding company ...  
12.12 Number of parcels involved .....  
12.13 Total book/adjusted carrying value ..... \$ .....
- 12.2 If, yes provide explanation:  
.....
13. **FOR UNITED STATES BRANCHES OF ALIEN REPORTING ENTITIES ONLY:**
- 13.1 What changes have been made during the year in the United States manager or the United States trustees of the reporting entity?  
.....
- 13.2 Does this statement contain all business transacted for the reporting entity through its United States Branch on risks wherever located? ..... Yes [ ] No [ ]
- 13.3 Have there been any changes made to any of the trust indentures during the year? ..... Yes [ ] No [ ]
- 13.4 If answer to (13.3) is yes, has the domiciliary or entry state approved the changes? ..... Yes [ ] No [ ] N/A [ ]
- 14.1 Are the senior officers (principal executive officer, principal financial officer, principal accounting officer or controller, or persons performing similar functions) of the reporting entity subject to a code of ethics, which includes the following standards? ..... Yes [ X ] No [ ]
- a. Honest and ethical conduct, including the ethical handling of actual or apparent conflicts of interest between personal and professional relationships;  
b. Full, fair, accurate, timely and understandable disclosure in the periodic reports required to be filed by the reporting entity;  
c. Compliance with applicable governmental laws, rules and regulations;  
d. The prompt internal reporting of violations to an appropriate person or persons identified in the code; and  
e. Accountability for adherence to the code.
- 14.11 If the response to 14.1 is No, please explain:  
.....
- 14.2 Has the code of ethics for senior managers been amended? ..... Yes [ X ] No [ ]
- 14.21 If the response to 14.2 is yes, provide information related to amendment(s).  
We added on to our code of ethics in the handbook .....
- 14.3 Have any provisions of the code of ethics been waived for any of the specified officers? ..... Yes [ ] No [ X ]
- 14.31 If the response to 14.3 is yes, provide the nature of any waiver(s).  
.....



## GENERAL INTERROGATORIES

- 15.1 Is the reporting entity the beneficiary of a Letter of Credit that is unrelated to reinsurance where the issuing or confirming bank is not on the SVO Bank List? ..... Yes [ ] No [ X ]
- 15.2 If the response to 15.1 is yes, indicate the American Bankers Association (ABA) Routing Number and the name of the issuing or confirming bank of the Letter of Credit and describe the circumstances in which the Letter of Credit is triggered.

1 American Bankers Association (ABA) Routing Number	2 Issuing or Confirming Bank Name	3 Circumstances That Can Trigger the Letter of Credit	4 Amount

### BOARD OF DIRECTORS

16. Is the purchase or sale of all investments of the reporting entity passed upon either by the board of directors or a subordinate committee thereof? ..... Yes [ X ] No [ ]
17. Does the reporting entity keep a complete permanent record of the proceedings of its board of directors and all subordinate committees thereof? ..... Yes [ X ] No [ ]
18. Has the reporting entity an established procedure for disclosure to its board of directors or trustees of any material interest or affiliation on the part of any of its officers, directors, trustees or responsible employees that is in conflict or is likely to conflict with the official duties of such person? ..... Yes [ X ] No [ ]

### FINANCIAL

19. Has this statement been prepared using a basis of accounting other than Statutory Accounting Principles (e.g., Generally Accepted Accounting Principles)? ..... Yes [ ] No [ X ]
- 20.1 Total amount loaned during the year (inclusive of Separate Accounts, exclusive of policy loans):
- 20.11 To directors or other officers.....\$ .....
  - 20.12 To stockholders not officers.....\$ .....
  - 20.13 Trustees, supreme or grand (Fraternal Only) .....\$ .....
- 20.2 Total amount of loans outstanding at the end of year (inclusive of Separate Accounts, exclusive of policy loans):
- 20.21 To directors or other officers.....\$ .....
  - 20.22 To stockholders not officers.....\$ .....
  - 20.23 Trustees, supreme or grand (Fraternal Only) .....\$ .....
- 21.1 Were any assets reported in this statement subject to a contractual obligation to transfer to another party without the liability for such obligation being reported in the statement? ..... Yes [ ] No [ X ]
- 21.2 If yes, state the amount thereof at December 31 of the current year:
- 21.21 Rented from others.....\$ .....
  - 21.22 Borrowed from others.....\$ .....
  - 21.23 Leased from others .....\$ .....
  - 21.24 Other .....\$ .....
- 22.1 Does this statement include payments for assessments as described in the Annual Statement Instructions other than guaranty fund or guaranty association assessments? ..... Yes [ ] No [ X ]
- 22.2 If answer is yes:
- 22.21 Amount paid as losses or risk adjustment \$ .....
  - 22.22 Amount paid as expenses .....\$ .....
  - 22.23 Other amounts paid .....\$ .....
- 23.1 Does the reporting entity report any amounts due from parent, subsidiaries or affiliates on Page 2 of this statement? ..... Yes [ ] No [ X ]
- 23.2 If yes, indicate any amounts receivable from parent included in the Page 2 amount: .....\$ .....
- 24.1 Does the insurer utilize third parties to pay agent commissions in which the amounts advanced by the third parties are not settled in full within 90 days? ..... Yes [ ] No [ X ]
- 24.2 If the response to 24.1 is yes, identify the third-party that pays the agents and whether they are a related party.

Name of Third-Party	Is the Third-Party Agent a Related Party (Yes/No)

### INVESTMENT

- 25.01 Were all the stocks, bonds and other securities owned December 31 of current year, over which the reporting entity has exclusive control, in the actual possession of the reporting entity on said date? (other than securities lending programs addressed in 25.03)..... Yes [ X ] No [ ]

**GENERAL INTERROGATORIES**

- 25.02 If no, give full and complete information relating thereto  
.....
- 25.03 For securities lending programs, provide a description of the program including value for collateral and amount of loaned securities, and whether collateral is carried on or off-balance sheet. (an alternative is to reference Note 17 where this information is also provided)  
.....
- 25.04 For the reporting entity's securities lending program, report amount of collateral for conforming programs as outlined in the Risk-Based Capital Instructions. .... \$ .....
- 25.05 For the reporting entity's securities lending program, report amount of collateral for other programs. .... \$ .....
- 25.06 Does your securities lending program require 102% (domestic securities) and 105% (foreign securities) from the counterparty at the outset of the contract? ..... Yes [ ] No [ ] N/A [ X ]
- 25.07 Does the reporting entity non-admit when the collateral received from the counterparty falls below 100%? ..... Yes [ ] No [ ] N/A [ X ]
- 25.08 Does the reporting entity or the reporting entity's securities lending agent utilize the Master Securities lending Agreement (MSLA) to conduct securities lending? ..... Yes [ ] No [ ] N/A [ X ]
- 25.09 For the reporting entity's securities lending program state the amount of the following as of December 31 of the current year:
- 25.091 Total fair value of reinvested collateral assets reported on Schedule DL, Parts 1 and 2. .... \$ .....
- 25.092 Total book adjusted/carrying value of reinvested collateral assets reported on Schedule DL, Parts 1 and 2 ..... \$ .....
- 25.093 Total payable for securities lending reported on the liability page. .... \$ .....

- 26.1 Were any of the stocks, bonds or other assets of the reporting entity owned at December 31 of the current year not exclusively under the control of the reporting entity or has the reporting entity sold or transferred any assets subject to a put option contract that is currently in force? (Exclude securities subject to Interrogatory 21.1 and 25.03). .... Yes [ ] No [ X ]
- 26.2 If yes, state the amount thereof at December 31 of the current year:
- 26.21 Subject to repurchase agreements ..... \$ .....
- 26.22 Subject to reverse repurchase agreements ..... \$ .....
- 26.23 Subject to dollar repurchase agreements ..... \$ .....
- 26.24 Subject to reverse dollar repurchase agreements ..... \$ .....
- 26.25 Placed under option agreements ..... \$ .....
- 26.26 Letter stock or securities restricted as to sale - excluding FHLB Capital Stock ..... \$ .....
- 26.27 FHLB Capital Stock ..... \$ .....
- 26.28 On deposit with states ..... \$ .....
- 26.29 On deposit with other regulatory bodies ..... \$ .....
- 26.30 Pledged as collateral - excluding collateral pledged to an FHLB ..... \$ .....
- 26.31 Pledged as collateral to FHLB - including assets backing funding agreements ..... \$ .....
- 26.32 Other ..... \$ .....

26.3 For category (26.26) provide the following:

1 Nature of Restriction	2 Description	3 Amount
.....	.....	.....

- 27.1 Does the reporting entity have any hedging transactions reported on Schedule DB? ..... Yes [ ] No [ X ]
- 27.2 If yes, has a comprehensive description of the hedging program been made available to the domiciliary state? ..... Yes [ ] No [ ] N/A [ X ]  
If no, attach a description with this statement.

**LINES 27.3 through 27.5: FOR LIFE/FRATERNAL REPORTING ENTITIES ONLY:**

- 27.3 Does the reporting entity utilize derivatives to hedge variable annuity guarantees subject to fluctuations as a result of interest rate sensitivity? . Yes [ ] No [ ]
- 27.4 If the response to 27.3 is YES, does the reporting entity utilize:
- 27.41 Special accounting provision of SSAP No. 108 ..... Yes [ ] No [ ]
- 27.42 Permitted accounting practice ..... Yes [ ] No [ ]
- 27.43 Other accounting guidance ..... Yes [ ] No [ ]
- 27.5 By responding YES to 27.41 regarding utilizing the special accounting provisions of SSAP No. 108, the reporting entity attests to the following: ..... Yes [ ] No [ ]
- The reporting entity has obtained explicit approval from the domiciliary state.
  - Hedging strategy subject to the special accounting provisions is consistent with the requirements of VM-21.
  - Actuarial certification has been obtained which indicates that the hedging strategy is incorporated within the establishment of VM-21 reserves and provides the impact of the hedging strategy within the Actuarial Guideline Conditional Tail Expectation Amount.
  - Financial Officer Certification has been obtained which indicates that the hedging strategy meets the definition of a Clearly Defined Hedging Strategy within VM-21 and that the Clearly Defined Hedging Strategy is the hedging strategy being used by the company in its actual day-to-day risk mitigation efforts.
- 28.1 Were any preferred stocks or bonds owned as of December 31 of the current year mandatorily convertible into equity, or, at the option of the issuer, convertible into equity? ..... Yes [ ] No [ X ]
- 28.2 If yes, state the amount thereof at December 31 of the current year. .... \$ .....
29. Excluding items in Schedule E - Part 3 - Special Deposits, real estate, mortgage loans and investments held physically in the reporting entity's offices, vaults or safety deposit boxes, were all stocks, bonds and other securities, owned throughout the current year held pursuant to a custodial agreement with a qualified bank or trust company in accordance with Section 1, III - General Examination Considerations, F. Outsourcing of Critical Functions, Custodial or Safekeeping Agreements of the NAIC Financial Condition Examiners Handbook?..... Yes [ X ] No [ ]

29.01 For agreements that comply with the requirements of the NAIC Financial Condition Examiners Handbook, complete the following:

1 Name of Custodian(s)	2 Custodian's Address
US BANK .....	1555 N RIVER CENTER DRIVE, STE 301, MILWAUKEE, WI 53212 .....

**ANNUAL STATEMENT FOR THE YEAR 2022 OF THE Mt. Morris Mutual Insurance Company**  
**GENERAL INTERROGATORIES**

29.02 For all agreements that do not comply with the requirements of the NAIC Financial Condition Examiners Handbook, provide the name, location and a complete explanation:

1 Name(s)	2 Location(s)	3 Complete Explanation(s)

29.03 Have there been any changes, including name changes, in the custodian(s) identified in 29.01 during the current year?..... Yes [  ] No [  ]

29.04 If yes, give full and complete information relating thereto:

1 Old Custodian	2 New Custodian	3 Date of Change	4 Reason

29.05 Investment management – Identify all investment advisors, investment managers, broker/dealers, including individuals that have the authority to make investment decisions on behalf of the reporting entity. For assets that are managed internally by employees of the reporting entity, note as such. ["...that have access to the investment accounts"; "...handle securities"]

1 Name of Firm or Individual	2 Affiliation

29.0597 For those firms/individuals listed in the table for Question 29.05, do any firms/individuals unaffiliated with the reporting entity (i.e. designated with a "U") manage more than 10% of the reporting entity's invested assets?..... Yes [  ] No [  ]

29.0598 For firms/individuals unaffiliated with the reporting entity (i.e. designated with a "U") listed in the table for Question 29.05, does the total assets under management aggregate to more than 50% of the reporting entity's invested assets?..... Yes [  ] No [  ]

29.06 For those firms or individuals listed in the table for 29.05 with an affiliation code of "A" (affiliated) or "U" (unaffiliated), provide the information for the table below.

1 Central Registration Depository Number	2 Name of Firm or Individual	3 Legal Entity Identifier (LEI)	4 Registered With	5 Investment Management Agreement (IMA) Filed

30.1 Does the reporting entity have any diversified mutual funds reported in Schedule D, Part 2 (diversified according to the Securities and Exchange Commission (SEC) in the Investment Company Act of 1940 [Section 5(b)(1)])? ..... Yes [  ] No [  ]

30.2 If yes, complete the following schedule:

1 CUSIP #	2 Name of Mutual Fund	3 Book/Adjusted Carrying Value
30.2999 - Total		

30.3 For each mutual fund listed in the table above, complete the following schedule:

1 Name of Mutual Fund (from above table)	2 Name of Significant Holding of the Mutual Fund	3 Amount of Mutual Fund's Book/Adjusted Carrying Value Attributable to the Holding	4 Date of Valuation

## GENERAL INTERROGATORIES

31. Provide the following information for all short-term and long-term bonds and all preferred stocks. Do not substitute amortized value or statement value for fair value.

	1	2	3
	Statement (Admitted) Value	Fair Value	Excess of Statement over Fair Value (-), or Fair Value over Statement (+)
31.1 Bonds .....	20,691,527	22,554,041	1,862,514
31.2 Preferred stocks .....	96,000	96,000	
31.3 Totals	20,787,527	22,650,041	1,862,514

31.4 Describe the sources or methods utilized in determining the fair values:

BROKER STATEMENT .....

32.1 Was the rate used to calculate fair value determined by a broker or custodian for any of the securities in Schedule D? ..... Yes [ X ] No [ ]

32.2 If the answer to 32.1 is yes, does the reporting entity have a copy of the broker's or custodian's pricing policy (hard copy or electronic copy) for all brokers or custodians used as a pricing source? ..... Yes [ X ] No [ ]

32.3 If the answer to 32.2 is no, describe the reporting entity's process for determining a reliable pricing source for purposes of disclosure of fair value for Schedule D: .....

33.1 Have all the filing requirements of the Purposes and Procedures Manual of the NAIC Investment Analysis Office been followed? ..... Yes [ X ] No [ ]

33.2 If no, list exceptions: .....

34. By self-designating 5GI securities, the reporting entity is certifying the following elements of each self-designated 5GI security:  
 a. Documentation necessary to permit a full credit analysis of the security does not exist or an NAIC CRP credit rating for an FE or PL security is not available.  
 b. Issuer or obligor is current on all contracted interest and principal payments.  
 c. The insurer has an actual expectation of ultimate payment of all contracted interest and principal.  
 Has the reporting entity self-designated 5GI securities? ..... Yes [ ] No [ X ]

35. By self-designating PLGI securities, the reporting entity is certifying the following elements of each self-designated PLGI security:  
 a. The security was purchased prior to January 1, 2018.  
 b. The reporting entity is holding capital commensurate with the NAIC Designation reported for the security.  
 c. The NAIC Designation was derived from the credit rating assigned by an NAIC CRP in its legal capacity as a NRSRO which is shown on a current private letter rating held by the insurer and available for examination by state insurance regulators.  
 d. The reporting entity is not permitted to share this credit rating of the PL security with the SVO.  
 Has the reporting entity self-designated PLGI securities? ..... Yes [ ] No [ X ]

36. By assigning FE to a Schedule BA non-registered private fund, the reporting entity is certifying the following elements of each self-designated FE fund:  
 a. The shares were purchased prior to January 1, 2019.  
 b. The reporting entity is holding capital commensurate with the NAIC Designation reported for the security.  
 c. The security had a public credit rating(s) with annual surveillance assigned by an NAIC CRP in its legal capacity as an NRSRO prior to January 1, 2019.  
 d. The fund only or predominantly holds bonds in its portfolio.  
 e. The current reported NAIC Designation was derived from the public credit rating(s) with annual surveillance assigned by an NAIC CRP in its legal capacity as an NRSRO.  
 f. The public credit rating(s) with annual surveillance assigned by an NAIC CRP has not lapsed.  
 Has the reporting entity assigned FE to Schedule BA non-registered private funds that complied with the above criteria? ..... Yes [ ] No [ X ]

37. By rolling/renewing short-term or cash equivalent investments with continued reporting on Schedule DA, Part 1 or Schedule E Part 2 (identified through a code (%) in those investment schedules), the reporting entity is certifying to the following:  
 a. The investment is a liquid asset that can be terminated by the reporting entity on the current maturity date.  
 b. If the investment is with a nonrelated party or nonaffiliate, then it reflects an arms-length transaction with renewal completed at the discretion of all involved parties.  
 c. If the investment is with a related party or affiliate, then the reporting entity has completed robust re-underwriting of the transaction for which documentation is available for regulator review.  
 d. Short-term and cash equivalent investments that have been renewed/rolled from the prior period that do not meet the criteria in 37.a - 37.c are reported as long-term investments.  
 Has the reporting entity rolled/renewed short-term or cash equivalent investments in accordance with these criteria? ..... Yes [ ] No [ ] N/A [ X ]

## GENERAL INTERROGATORIES

38.1 Does the reporting entity directly hold cryptocurrencies? ..... Yes [ ] No [ X ]

38.2 If the response to 38.1 is yes, on what schedule are they reported?  
.....

39.1 Does the reporting entity directly or indirectly accept cryptocurrencies as payments for premiums on policies? ..... Yes [ ] No [ X ]

39.2 If the response to 39.1 is yes, are the cryptocurrencies held directly or are they immediately converted to U.S. dollars?  
 39.21 Held directly ..... Yes [ ] No [ ]  
 39.22 Immediately converted to U.S. dollars ..... Yes [ ] No [ ]

39.3 If the response to 38.1 or 39.1 is yes, list all cryptocurrencies accepted for payments of premiums or that are held directly.

1 Name of Cryptocurrency	2 Immediately Converted to USD, Directly Held, or Both	3 Accepted for Payment of Premiums

### OTHER

40.1 Amount of payments to trade associations, service organizations and statistical or rating bureaus, if any? ..... \$ ..... 156,285

40.2 List the name of the organization and the amount paid if any such payment represented 25% or more of the total payments to trade associations, service organizations and statistical or rating bureaus during the period covered by this statement.

1 Name	2 Amount Paid
ISO Fees .....	69,531

41.1 Amount of payments for legal expenses, if any? ..... \$ ..... 8,392

41.2 List the name of the firm and the amount paid if any such payment represented 25% or more of the total payments for legal expenses during the period covered by this statement.

1 Name	2 Amount Paid

42.1 Amount of payments for expenditures in connection with matters before legislative bodies, officers or departments of government, if any? ..... \$ .....

42.2 List the name of the firm and the amount paid if any such payment represented 25% or more of the total payment expenditures in connection with matters before legislative bodies, officers, or departments of government during the period covered by this statement.

1 Name	2 Amount Paid

# GENERAL INTERROGATORIES

## PART 2 - PROPERTY AND CASUALTY INTERROGATORIES

1.1 Does the reporting entity have any direct Medicare Supplement Insurance in force? ..... Yes [ ] No [ X ]

1.2 If yes, indicate premium earned on U. S. business only. .... \$ \_\_\_\_\_

1.3 What portion of Item (1.2) is not reported on the Medicare Supplement Insurance Experience Exhibit? ..... \$ \_\_\_\_\_  
 1.31 Reason for excluding  
 .....

1.4 Indicate amount of earned premium attributable to Canadian and/or Other Alien not included in Item (1.2) above. .... \$ \_\_\_\_\_

1.5 Indicate total incurred claims on all Medicare Supplement Insurance. .... \$ \_\_\_\_\_

1.6 Individual policies:

	Most current three years:	
1.61 Total premium earned .....		\$ .....
1.62 Total incurred claims .....		\$ .....
1.63 Number of covered lives .....		.....
All years prior to most current three years		
1.64 Total premium earned .....		\$ .....
1.65 Total incurred claims .....		\$ .....
1.66 Number of covered lives .....		.....

1.7 Group policies:

	Most current three years:	
1.71 Total premium earned .....		\$ .....
1.72 Total incurred claims .....		\$ .....
1.73 Number of covered lives .....		.....
All years prior to most current three years		
1.74 Total premium earned .....		\$ .....
1.75 Total incurred claims .....		\$ .....
1.76 Number of covered lives .....		.....

2. Health Test:

	1 Current Year	2 Prior Year
2.1 Premium Numerator .....		
2.2 Premium Denominator .....	26,216,874	25,017,352
2.3 Premium Ratio (2.1/2.2) .....	0.000	0.000
2.4 Reserve Numerator .....		
2.5 Reserve Denominator .....	25,111,915	24,378,092
2.6 Reserve Ratio (2.4/2.5) .....	0.000	0.000

3.1 Did the reporting entity issue participating policies during the calendar year? ..... Yes [ ] No [ X ]

3.2 If yes, provide the amount of premium written for participating and/or non-participating policies during the calendar year:

3.21 Participating policies .....		\$ .....
3.22 Non-participating policies .....		\$ .....

4. For mutual reporting Entities and Reciprocal Exchanges Only:

4.1 Does the reporting entity issue assessable policies? ..... Yes [ ] No [ X ]

4.2 Does the reporting entity issue non-assessable policies? ..... Yes [ X ] No [ ]

4.3 If assessable policies are issued, what is the extent of the contingent liability of the policyholders? ..... % \_\_\_\_\_

4.4 Total amount of assessments paid or ordered to be paid during the year on deposit notes or contingent premiums. .... \$ \_\_\_\_\_

5. For Reciprocal Exchanges Only:

5.1 Does the Exchange appoint local agents? ..... Yes [ ] No [ ]

5.2 If yes, is the commission paid:

5.21 Out of Attorney's-in-fact compensation.....		Yes [ ] No [ ] N/A [ ]
5.22 As a direct expense of the exchange.....		Yes [ ] No [ ] N/A [ ]

5.3 What expenses of the Exchange are not paid out of the compensation of the Attorney-in-fact?  
 .....

5.4 Has any Attorney-in-fact compensation, contingent on fulfillment of certain conditions, been deferred? ..... Yes [ ] No [ ]

5.5 If yes, give full information  
 .....

# GENERAL INTERROGATORIES

## PART 2 - PROPERTY AND CASUALTY INTERROGATORIES

- 6.1 What provision has this reporting entity made to protect itself from an excessive loss in the event of a catastrophe under a workers' compensation contract issued without limit of loss?  
 THE COMPANY DOES NOT WRITE WC POLICIES. ....
- 6.2 Describe the method used to estimate this reporting entity's probable maximum insurance loss, and identify the type of insured exposures comprising that probable maximum loss, the locations of concentrations of those exposures and the external resources (such as consulting firms or computer software models), if any, used in the estimation process.  
 CATASTROPHE STUDIES ARE PERFORMED BY THE REINSURER .....
- 6.3 What provision has this reporting entity made (such as a catastrophic reinsurance program) to protect itself from an excessive loss arising from the types and concentrations of insured exposures comprising its probable maximum property insurance loss?  
 CATASTROPHE CONTRACT COVERS UP TO \$14,500,000 .....
- 6.4 Does the reporting entity carry catastrophe reinsurance protection for at least one reinstatement, in an amount sufficient to cover its estimated probable maximum loss attributable to a single loss event or occurrence? ..... Yes [ X ] No [ ]
- 6.5 If no, describe any arrangements or mechanisms employed by the reporting entity to supplement its catastrophe reinsurance program or to hedge its exposure to unreinsured catastrophic loss.  
 .....
- 7.1 Has this reporting entity reinsured any risk with any other entity under a quota share reinsurance contract that includes a provision that would limit the reinsurer's losses below the stated quota share percentage (e.g., a deductible, a loss ratio corridor, a loss cap, an aggregate limit or any similar provisions)?..... Yes [ ] No [ X ]
- 7.2 If yes, indicate the number of reinsurance contracts containing such provisions: .....
- 7.3 If yes, does the amount of reinsurance credit taken reflect the reduction in quota share coverage caused by any applicable limiting provision(s)?..... Yes [ ] No [ ]
- 8.1 Has this reporting entity reinsured any risk with any other entity and agreed to release such entity from liability, in whole or in part, from any loss that may occur on this risk, or portion thereof, reinsured? ..... Yes [ ] No [ X ]
- 8.2 If yes, give full information  
 .....
- 9.1 Has the reporting entity ceded any risk under any reinsurance contract (or under multiple contracts with the same reinsurer or its affiliates) for which during the period covered by the statement: (i) it recorded a positive or negative underwriting result greater than 5% of prior year-end surplus as regards policyholders or it reported calendar year written premium ceded or year-end loss and loss expense reserves ceded greater than 5% of prior year-end surplus as regards policyholders; (ii) it accounted for that contract as reinsurance and not as a deposit; and (iii) the contract(s) contain one or more of the following features or other features that would have similar results:  
 (a) A contract term longer than two years and the contract is noncancellable by the reporting entity during the contract term;  
 (b) A limited or conditional cancellation provision under which cancellation triggers an obligation by the reporting entity, or an affiliate of the reporting entity, to enter into a new reinsurance contract with the reinsurer, or an affiliate of the reinsurer;  
 (c) Aggregate stop loss reinsurance coverage;  
 (d) A unilateral right by either party (or both parties) to commute the reinsurance contract, whether conditional or not, except for such provisions which are only triggered by a decline in the credit status of the other party;  
 (e) A provision permitting reporting of losses, or payment of losses, less frequently than on a quarterly basis (unless there is no activity during the period); or  
 (f) Payment schedule, accumulating retentions from multiple years or any features inherently designed to delay timing of the reimbursement to the ceding entity. .... Yes [ X ] No [ ]
- 9.2 Has the reporting entity during the period covered by the statement ceded any risk under any reinsurance contract (or under multiple contracts with the same reinsurer or its affiliates), for which, during the period covered by the statement, it recorded a positive or negative underwriting result greater than 5% of prior year-end surplus as regards policyholders or it reported calendar year written premium ceded or year-end loss and loss expense reserves ceded greater than 5% of prior year-end surplus as regards policyholders; excluding cessions to approved pooling arrangements or to captive insurance companies that are directly or indirectly controlling, controlled by, or under common control with (i) one or more unaffiliated policyholders of the reporting entity, or (ii) an association of which one or more unaffiliated policyholders of the reporting entity is a member where:  
 (a) The written premium ceded to the reinsurer by the reporting entity or its affiliates represents fifty percent (50%) or more of the entire direct and assumed premium written by the reinsurer based on its most recently available financial statement; or  
 (b) Twenty-five percent (25%) or more of the written premium ceded to the reinsurer has been retroceded back to the reporting entity or its affiliates in a separate reinsurance contract. .... Yes [ ] No [ X ]
- 9.3 If yes to 9.1 or 9.2, please provide the following information in the Reinsurance Summary Supplemental Filing for General Interrogatory 9:  
 (a) The aggregate financial statement impact gross of all such ceded reinsurance contracts on the balance sheet and statement of income;  
 (b) A summary of the reinsurance contract terms and indicate whether it applies to the contracts meeting the criteria in 9.1 or 9.2; and  
 (c) A brief discussion of management's principle objectives in entering into the reinsurance contract including the economic purpose to be achieved.
- 9.4 Except for transactions meeting the requirements of paragraph 36 of SSAP No. 62R - Property and Casualty Reinsurance, has the reporting entity ceded any risk under any reinsurance contract (or multiple contracts with the same reinsurer or its affiliates) during the period covered by the financial statement, and either:  
 (a) Accounted for that contract as reinsurance (either prospective or retroactive) under statutory accounting principles ("SAP") and as a deposit under generally accepted accounting principles ("GAAP"); or  
 (b) Accounted for that contract as reinsurance under GAAP and as a deposit under SAP? ..... Yes [ ] No [ X ]
- 9.5 If yes to 9.4, explain in the Reinsurance Summary Supplemental Filing for General Interrogatory 9 (Section D) why the contract(s) is treated differently for GAAP and SAP.
- 9.6 The reporting entity is exempt from the Reinsurance Attestation Supplement under one or more of the following criteria:  
 (a) The entity does not utilize reinsurance; or, ..... Yes [ ] No [ X ]  
 (b) The entity only engages in a 100% quota share contract with an affiliate and the affiliated or lead company has filed an attestation supplement; or ..... Yes [ ] No [ X ]  
 (c) The entity has no external cessions and only participates in an intercompany pool and the affiliated or lead company has filed an attestation supplement. .... Yes [ ] No [ X ]
10. If the reporting entity has assumed risks from another entity, there should be charged on account of such reinsurances a reserve equal to that which the original entity would have been required to charge had it retained the risks. Has this been done? ..... Yes [ ] No [ ] N/A [ X ]

# GENERAL INTERROGATORIES

## PART 2 - PROPERTY AND CASUALTY INTERROGATORIES

- 11.1 Has the reporting entity guaranteed policies issued by any other entity and now in force? ..... Yes [ ] No [ X ]
- 11.2 If yes, give full information  
.....
- 12.1 If the reporting entity recorded accrued retrospective premiums on insurance contracts on Line 15.3 of the asset schedule, Page 2, state the amount of corresponding liabilities recorded for:
- 12.11 Unpaid losses ..... \$ .....
- 12.12 Unpaid underwriting expenses (including loss adjustment expenses) ..... \$ .....
- 12.2 Of the amount on Line 15.3, Page 2, state the amount which is secured by letters of credit, collateral and other funds ..... \$ .....
- 12.3 If the reporting entity underwrites commercial insurance risks, such as workers' compensation, are premium notes or promissory notes accepted from its insureds covering unpaid premiums and/or unpaid losses? ..... Yes [ ] No [ ] N/A [ X ]
- 12.4 If yes, provide the range of interest rates charged under such notes during the period covered by this statement:
- 12.41 From ..... %
- 12.42 To..... %
- 12.5 Are letters of credit or collateral and other funds received from insureds being utilized by the reporting entity to secure premium notes or promissory notes taken by a reporting entity, or to secure any of the reporting entity's reported direct unpaid loss reserves, including unpaid losses under loss deductible features of commercial policies? ..... Yes [ ] No [ X ]
- 12.6 If yes, state the amount thereof at December 31 of the current year:
- 12.61 Letters of credit ..... \$ .....
- 12.62 Collateral and other funds..... \$ .....
- 13.1 Largest net aggregate amount insured in any one risk (excluding workers' compensation): ..... \$ 225,000
- 13.2 Does any reinsurance contract considered in the calculation of this amount include an aggregate limit of recovery without also including a reinstatement provision? ..... Yes [ X ] No [ ]
- 13.3 State the number of reinsurance contracts (excluding individual facultative risk certificates, but including facultative programs, automatic facilities or facultative obligatory contracts) considered in the calculation of the amount. .... 1
- 14.1 Is the company a cedant in a multiple cedant reinsurance contract? ..... Yes [ ] No [ X ]
- 14.2 If yes, please describe the method of allocating and recording reinsurance among the cedants:  
.....
- 14.3 If the answer to 14.1 is yes, are the methods described in item 14.2 entirely contained in the respective multiple cedant reinsurance contracts? ..... Yes [ ] No [ ]
- 14.4 If the answer to 14.3 is no, are all the methods described in 14.2 entirely contained in written agreements? ..... Yes [ ] No [ ]
- 14.5 If the answer to 14.4 is no, please explain:  
.....
- 15.1 Has the reporting entity guaranteed any financed premium accounts? ..... Yes [ ] No [ X ]
- 15.2 If yes, give full information  
.....
- 16.1 Does the reporting entity write any warranty business? ..... Yes [ ] No [ X ]  
If yes, disclose the following information for each of the following types of warranty coverage:

	1 Direct Losses Incurred	2 Direct Losses Unpaid	3 Direct Written Premium	4 Direct Premium Unearned	5 Direct Premium Earned
16.11 Home .....	.....	.....	.....	.....	.....
16.12 Products .....	.....	.....	.....	.....	.....
16.13 Automobile .....	.....	.....	.....	.....	.....
16.14 Other*	.....	.....	.....	.....	.....

\* Disclose type of coverage:  
.....



## GENERAL INTERROGATORIES

### PART 2 - PROPERTY AND CASUALTY INTERROGATORIES

17.1 Does the reporting entity include amounts recoverable on unauthorized reinsurance in Schedule F - Part 3 that is exempt from the statutory provision for unauthorized reinsurance? ..... Yes [ ] No [ X ]

Incurred but not reported losses on contracts in force prior to July 1, 1984, and not subsequently renewed are exempt from the statutory provision for unauthorized reinsurance. Provide the following information for this exemption:

17.11 Gross amount of unauthorized reinsurance in Schedule F - Part 3 exempt from the statutory provision for unauthorized reinsurance ..... \$ .....  
 17.12 Unfunded portion of Interrogatory 17.11 ..... \$ .....  
 17.13 Paid losses and loss adjustment expenses portion of Interrogatory 17.11... \$ .....  
 17.14 Case reserves portion of Interrogatory 17.11 ..... \$ .....  
 17.15 Incurred but not reported portion of Interrogatory 17.11 ..... \$ .....  
 17.16 Unearned premium portion of Interrogatory 17.11 ..... \$ .....  
 17.17 Contingent commission portion of Interrogatory 17.11 ..... \$ .....

18.1 Do you act as a custodian for health savings accounts? ..... Yes [ ] No [ X ]

18.2 If yes, please provide the amount of custodial funds held as of the reporting date. .... \$ .....

18.3 Do you act as an administrator for health savings accounts? ..... Yes [ ] No [ X ]

18.4 If yes, please provide the balance of funds administered as of the reporting date. .... \$ .....

19. Is the reporting entity licensed or chartered, registered, qualified, eligible or writing business in at least two states? ..... Yes [ X ] No [ ]

19.1 If no, does the reporting entity assume reinsurance business that covers risks residing in at least one state other than the state of domicile of the reporting entity? ..... Yes [ ] No [ ]

ANNUAL STATEMENT FOR THE YEAR 2022 OF THE Mt. Morris Mutual Insurance Company

**FIVE-YEAR HISTORICAL DATA**

Show amounts in whole dollars only, no cents; show percentages to one decimal place, i.e. 17.6.

	1 2022	2 2021	3 2020	4 2019	5 2018
<b>Gross Premiums Written (Page 8, Part 1B Cols. 1, 2 &amp; 3)</b>					
1. Liability lines (Lines 11, 16, 17, 18 & 19) .....	4,935,848	4,645,707	4,435,267	4,449,105	4,305,170
2. Property lines (Lines 1, 2, 9, 12, 21 & 26) .....	6,361,789	5,618,407	5,471,093	5,399,119	5,052,361
3. Property and liability combined lines (Lines 3, 4, 5, 8, 22 & 27) .....	24,131,357	22,239,625	20,921,242	20,253,497	19,972,751
4. All other lines (Lines 6, 10, 13, 14, 15, 23, 24, 28, 29, 30 & 34) .....					
5. Nonproportional reinsurance lines (Lines 31, 32 & 33) .....					
6. Total (Line 35) .....	35,428,994	32,503,739	30,827,602	30,101,721	29,330,282
<b>Net Premiums Written (Page 8, Part 1B, Col. 6)</b>					
7. Liability lines (Lines 11, 16, 17, 18 & 19) .....	3,799,507	3,649,020	3,540,308	3,595,201	3,502,382
8. Property lines (Lines 1, 2, 9, 12, 21 & 26) .....	4,938,646	4,490,952	4,595,658	4,365,733	4,226,100
9. Property and liability combined lines (Lines 3, 4, 5, 8, 22 & 27) .....	18,733,128	17,674,317	17,609,382	16,147,070	16,476,225
10. All other lines (Lines 6, 10, 13, 14, 15, 23, 24, 28, 29, 30 & 34) .....					
11. Nonproportional reinsurance lines (Lines 31, 32 & 33) .....					
12. Total (Line 35) .....	27,471,281	25,814,289	25,745,348	24,108,004	24,204,707
<b>Statement of Income (Page 4)</b>					
13. Net underwriting gain (loss) (Line 8) .....	(3,456,318)	(2,624,987)	846,776	(647,781)	914,445
14. Net investment gain (loss) (Line 11) .....	2,137,713	1,714,090	886,206	1,086,792	1,076,775
15. Total other income (Line 15) .....	96,189	505,832	(96,968)	153,707	153,303
16. Dividends to policyholders (Line 17) .....					
17. Federal and foreign income taxes incurred (Line 19) .....		(203,743)	175,405	39,233	394,146
18. Net income (Line 20) .....	(1,222,416)	(201,322)	1,460,609	553,485	1,750,377
<b>Balance Sheet Lines (Pages 2 and 3)</b>					
19. Total admitted assets excluding protected cell business (Page 2, Line 26, Col. 3) .....	50,327,829	53,940,759	51,075,351	47,495,304	44,658,941
20. Premiums and considerations (Page 2, Col. 3)					
20.1 In course of collection (Line 15.1) .....	180,575	141,033	108,950	91,675	159,474
20.2 Deferred and not yet due (Line 15.2) .....	7,017,764	6,476,114	6,205,602	6,164,412	6,079,701
20.3 Accrued retrospective premiums (Line 15.3) .....					
21. Total liabilities excluding protected cell business (Page 3, Line 26) .....	27,788,270	28,169,655	26,279,903	23,673,825	23,019,349
22. Losses (Page 3, Line 1) .....	7,095,771	7,465,540	7,256,679	5,561,469	5,179,966
23. Loss adjustment expenses (Page 3, Line 3) .....	918,204	1,069,019	1,082,620	1,046,877	860,696
24. Unearned premiums (Page 3, Line 9) .....	17,097,940	15,843,533	15,046,596	14,464,711	14,218,471
25. Capital paid up (Page 3, Lines 30 & 31) .....					
26. Surplus as regards policyholders (Page 3, Line 37) .....	22,539,559	25,771,104	24,795,448	23,821,479	21,639,592
<b>Cash Flow (Page 5)</b>					
27. Net cash from operations (Line 11) .....	(5,491,817)	142,352	4,663,797	518,358	3,390,287
<b>Risk-Based Capital Analysis</b>					
28. Total adjusted capital .....	22,539,559	25,771,104	24,795,448	23,821,479	21,639,592
29. Authorized control level risk-based capital .....	3,056,152	3,499,705	3,389,671	2,825,426	2,353,846
<b>Percentage Distribution of Cash, Cash Equivalents and Invested Assets (Page 2, Col. 3) (Line divided by Page 2, Line 12, Col. 3) x100.0</b>					
30. Bonds (Line 1) .....	53.4	45.1	44.4	47.9	59.9
31. Stocks (Lines 2.1 & 2.2) .....	35.3	41.8	45.2	38.1	31.9
32. Mortgage loans on real estate (Lines 3.1 and 3.2) .....					
33. Real estate (Lines 4.1, 4.2 & 4.3) .....	7.8	6.9	7.6	9.1	0.6
34. Cash, cash equivalents and short-term investments (Line 5) .....	3.5	6.2	2.9	4.9	7.5
35. Contract loans (Line 6) .....					
36. Derivatives (Line 7) .....					
37. Other invested assets (Line 8) .....					
38. Receivables for securities (Line 9) .....					
39. Securities lending reinvested collateral assets (Line 10) .....					
40. Aggregate write-ins for invested assets (Line 11) .....					
41. Cash, cash equivalents and invested assets (Line 12) .....	100.0	100.0	100.0	100.0	100.0
<b>Investments in Parent, Subsidiaries and Affiliates</b>					
42. Affiliated bonds (Schedule D, Summary, Line 12, Col. 1) .....					
43. Affiliated preferred stocks (Schedule D, Summary, Line 18, Col. 1) .....					
44. Affiliated common stocks (Schedule D, Summary, Line 24, Col. 1) .....					
45. Affiliated short-term investments (subtotals included in Schedule DA Verification, Col. 5, Line 10) .....					
46. Affiliated mortgage loans on real estate .....					
47. All other affiliated .....					
48. Total of above Lines 42 to 47 .....					
49. Total Investment in Parent included in Lines 42 to 47 above .....					
50. Percentage of investments in parent, subsidiaries and affiliates to surplus as regards policyholders (Line 48 above divided by Page 3, Col. 1, Line 37 x 100.0) .....					

ANNUAL STATEMENT FOR THE YEAR 2022 OF THE Mt. Morris Mutual Insurance Company

**FIVE-YEAR HISTORICAL DATA**

(Continued)

	1 2022	2 2021	3 2020	4 2019	5 2018
<b>Capital and Surplus Accounts (Page 4)</b>					
51. Net unrealized capital gains (losses) (Line 24) .....	(2,440,473)	990,450	(366,145)	1,722,679	(280,323)
52. Dividends to stockholders (Line 35) .....					
53. Change in surplus as regards policyholders for the year (Line 38) .....	(3,231,545)	975,656	973,969	2,181,887	1,614,804
<b>Gross Losses Paid (Page 9, Part 2, Cols. 1 &amp; 2)</b>					
54. Liability lines (Lines 11, 16, 17, 18 & 19) .....	4,884,272	2,424,146	1,087,611	587,279	808,708
55. Property lines (Lines 1, 2, 9, 12, 21 & 26) .....	5,285,610	3,815,600	4,152,423	4,181,750	3,993,821
56. Property and liability combined lines (Lines 3, 4, 5, 8, 22 & 27) .....	23,284,036	13,314,175	10,015,820	20,666,651	10,141,395
57. All other lines (Lines 6, 10, 13, 14, 15, 23, 24, 28, 29, 30 & 34) .....					
58. Nonproportional reinsurance lines (Lines 31, 32 & 33) .....					
59. Total (Line 35) .....	33,453,918	19,553,921	15,255,854	25,435,680	14,943,924
<b>Net Losses Paid (Page 9, Part 2, Col. 4)</b>					
60. Liability lines (Lines 11, 16, 17, 18 & 19) .....	3,118,026	1,362,679	1,087,611	587,329	756,226
61. Property lines (Lines 1, 2, 9, 12, 21 & 26) .....	4,171,732	3,786,465	4,134,837	4,243,766	3,931,805
62. Property and liability combined lines (Lines 3, 4, 5, 8, 22 & 27) .....	12,177,376	11,810,731	7,050,140	10,036,054	7,463,680
63. All other lines (Lines 6, 10, 13, 14, 15, 23, 24, 28, 29, 30 & 34) .....					
64. Nonproportional reinsurance lines (Lines 31, 32 & 33) .....					
65. Total (Line 35) .....	19,467,134	16,959,875	12,272,588	14,867,149	12,151,711
<b>Operating Percentages (Page 4) (Line divided by Page 4, Line 1) x 100.0</b>					
66. Premiums earned (Line 1) .....	100.0	100.0	100.0	100.0	100.0
67. Losses incurred (Line 2) .....	72.8	68.6	55.5	63.9	56.5
68. Loss expenses incurred (Line 3) .....	5.5	6.8	7.2	6.8	5.7
69. Other underwriting expenses incurred (Line 4) .....	34.9	35.0	33.9	32.0	33.8
70. Net underwriting gain (loss) (Line 8) .....	(13.2)	(10.5)	3.4	(2.7)	4.0
<b>Other Percentages</b>					
71. Other underwriting expenses to net premiums written (Page 4, Lines 4 + 5 - 15 divided by Page 8, Part 1B, Col. 6, Line 35 x 100.0) .....	32.9	32.0	33.5	31.0	31.3
72. Losses and loss expenses incurred to premiums earned (Page 4, Lines 2 + 3 divided by Page 4, Line 1 x 100.0) .....	78.3	75.5	62.7	70.7	62.1
73. Net premiums written to policyholders' surplus (Page 8, Part 1B, Col. 6, Line 35 divided by Page 3, Line 37, Col. 1 x 100.0) .....	121.9	100.2	103.8	101.2	111.9
<b>One Year Loss Development (\$000 omitted)</b>					
74. Development in estimated losses and loss expenses incurred prior to current year (Schedule P - Part 2 - Summary, Line 12, Col. 11) .....	(1,569)	169	370	(879)	(1,071)
75. Percent of development of losses and loss expenses incurred to policyholders' surplus of prior year end (Line 74 above divided by Page 4, Line 21, Col. 1 x 100.0).....	(6.1)	0.7	1.6	(4.1)	(5.3)
<b>Two Year Loss Development (\$000 omitted)</b>					
76. Development in estimated losses and loss expenses incurred two years before the current year and prior year (Schedule P, Part 2 - Summary, Line 12, Col. 12) .....	(266)	992	87	(1,573)	(1,378)
77. Percent of development of losses and loss expenses incurred to reported policyholders' surplus of second prior year end (Line 76 above divided by Page 4, Line 21, Col. 2 x 100.0) .....	(1.1)	4.2	0.4	(7.9)	(7.7)

NOTE: If a party to a merger, have the two most recent years of this exhibit been restated due to a merger in compliance with the disclosure requirements of SSAP No. 3, Accounting Changes and Correction of Errors? ..... Yes [ ] No [ ]  
 If no, please explain: .....



ANNUAL STATEMENT FOR THE YEAR 2022 OF THE Mt. Morris Mutual Insurance Company

EXHIBIT OF PREMIUMS AND LOSSES (Statutory Page 14)

NAIC Group Code 0000

BUSINESS IN THE STATE OF Wisconsin

DURING THE YEAR 2022

NAIC Company Code 10831

Table with 12 columns: Line of Business, Direct Premiums Written, Direct Premiums Earned, Dividends Paid or Credited to Policyholders on Direct Business, Direct Unearned Premium Reserves, Direct Losses Paid (deducting salvage), Direct Losses Incurred, Direct Losses Unpaid, Direct Defense and Cost Containment Expense Paid, Direct Defense and Cost Containment Expense Incurred, Direct Defense and Cost Containment Expense Unpaid, Commissions and Brokerage Expenses, Taxes, Licenses and Fees. Rows include various insurance lines like Fire, Multiple Peril Crop, Commercial Multiple Peril, etc.

19.WI

(a) Finance and service charges not included in Lines 1 to 35 \$ .....
(b) For health business on indicated lines report: Number of persons insured under PPO managed care products ..... and number of persons insured under indemnity only products .....



ANNUAL STATEMENT FOR THE YEAR 2022 OF THE Mt. Morris Mutual Insurance Company

EXHIBIT OF PREMIUMS AND LOSSES (Statutory Page 14)

NAIC Group Code 0000

BUSINESS IN THE STATE OF Grand Total

DURING THE YEAR 2022

NAIC Company Code 10831

Table with 12 columns: Line of Business, Gross Premiums (Direct Written, Direct Earned), Dividends Paid, Direct Unearned Premium Reserves, Direct Losses Paid, Direct Losses Incurred, Direct Losses Unpaid, Direct Defense and Cost Containment Expense Paid, Direct Defense and Cost Containment Expense Incurred, Direct Defense and Cost Containment Expense Unpaid, Commissions and Brokerage Expenses, Taxes, Licenses and Fees. Rows include Fire, Multiple Peril Crop, Farmowners Multiple Peril, Homeowners Multiple Peril, Commercial Multiple Peril, etc.

(a) Finance and service charges not included in Lines 1 to 35 \$
(b) For health business on indicated lines report: Number of persons insured under PPO managed care products and number of persons insured under indemnity only products

19 GT

ANNUAL STATEMENT FOR THE YEAR 2022 OF THE Mt. Morris Mutual Insurance Company

**SCHEDULE F - PART 1**

Assumed Reinsurance as of December 31, Current Year (\$000 Omitted)

1 ID Number	2 NAIC Com- pany Code	3 Name of Reinsured	4 Domiciliary Jurisdiction	5 Assumed Premium	Reinsurance On		8 Cols. 6 + 7	9 Contingent Commissions Payable	10 Assumed Premiums Receivable	11 Unearned Premium	12 Funds Held By or Deposited With Reinsured Companies	13 Letters of Credit Posted	14 Amount of Assets Pledged or Compensating Balances to Secure Letters of Credit	15 Amount of Assets Pledged or Collateral Held in Trust
					6 Paid Losses and Loss Adjustment Expenses	7 Known Case Losses and LAE								
0499999. Total - U.S. Non-Pool														
0799999. Total - Other (Non-U.S.)														
0899999. Total - Affiliates														
AA-9995095	NAMICO		IN	93		21	21			41		155		
1099999. Total Pools, Associations or Other Similar Facilities - Mandatory Pools														
1299999. Total - Pools and Associations														
9999999 Totals														

**SCHEDULE F - PART 2**

Premium Portfolio Reinsurance Effected or (Canceled) during Current Year

1 ID Number	2 NAIC Com- pany Code	3  Name of Company	4  Date of Contract	5  Original Premium	6  Reinsurance Premium
<b>NONE</b>					

ANNUAL STATEMENT FOR THE YEAR 2022 OF THE Mt. Morris Mutual Insurance Company

**SCHEDULE F - PART 3**

Ceded Reinsurance as of December 31, Current Year (\$000 Omitted)

1 ID Number	2 NAIC Company Code	3 Name of Reinsurer	4 Domiciliary Jurisdiction	5 Special Code	6 Reinsurance Premiums Ceded	Reinsurance Recoverable On										16 Amount in Dispute included in Column 15	Reinsurance Payable		19 Net Amount Recoverable From Reinsurers Cols. 15 - [17 + 18]	20 Funds Held by Company Under Reinsurance Treaties
						7 Paid Losses	8 Paid LAE	9 Known Case Loss Reserves	10 Known Case LAE Reserves	11 IBNR Loss Reserves	12 IBNR LAE Reserves	13 Unearned Premiums	14 Contingent Commissions	15 Columns 7 through 14 Totals	17 Ceded Balances Payable		18 Other Amounts Due to Reinsurers			
0499999. Total Authorized - Affiliates - U.S. Non-Pool																				
0799999. Total Authorized - Affiliates - Other (Non-U.S.)																				
0899999. Total Authorized - Affiliates																				
36-2661954	10103	AMERICAN AGRICULTURAL INSURANCE COMPANY	IN		128	28	6	137	10			11		192		4		188		
06-1430254	10348	ARCH REINSURANCE COMPANY	DE				3	32	6					41				41		
42-0234980	21415	EMPLOYERS MUTUAL CASUALTY COMPANY	IA			8	5	79	6					98				98		
13-1675535	25364	SWISS REINSURANCE AMERICA CORP	NY		653	229	23	376	16			30		674		12		662		
13-2918573	42439	TOA REINSURANCE COMPANY OF AMERICA	DE		724	220	21	500	19			37		797		37		760		
75-1444207	30058	SCOR REINSURANCE COMPANY	NY		201	44	3	165	7			17		236		7		229		
95-4387273	19489	ALLIED WORLD ASSURANCE COMPANY, LTD	DE		656	290	20	296	1					607		50		557		
43-1424791	26557	SHELTER REINSURANCE COMPANY	MO		520	199	14	203	1					417		36		381		
42-0245840	13897	FARMERS MUTUAL HAIL INSURANCE COMPANY OF	IA		373	230	10	773	24	587	315	15		1,954		9		1,945		
22-2005057	26921	EVEREST REINSURANCE COMPANY	DE				2	2	1					5				5		
13-1290712	20583	XL REINSURANCE AMERICA INC.	NY		134		13	118	21					152		1		151		
51-0434766	20370	AXIS REINS CO	NY			21	5	162	7					195				195		
42-0245990	14117	GRINNEL MUTUAL REINSURANCE COMPANY	IA		1,570	441	19	1,298	31	588	315	92		2,784		32		2,752		
13-3031176	38636	PARTNER REINSURANCE COMPANY OF THE U.S.	NY		330	71	4	215	4			27		321		11		310		
75-2344200	43460	ASPEN AMERICAN INSURANCE COMPANY	TX		298	153	11	157	1					322		14		308		
0999999. Total Authorized - Other U.S. Unaffiliated Insurers						5,587	1,934	159	4,513	155	1,175	630	229	8,795		213		8,582		
AA-1340125		HANNOVER RUCKVERSICHERUNG AG	DEU		786	206	33	707	37				46	1,029		48		981		
1299999. Total Authorized - Other Non-U.S. Insurers						786	206	33	707	37			46	1,029		48		981		
1499999. Total Authorized Excluding Protected Cells (Sum of 0899999, 0999999, 1099999, 1199999 and 1299999)						6,373	2,140	192	5,220	192	1,175	630	275	9,824		261		9,563		
1899999. Total Unauthorized - Affiliates - U.S. Non-Pool																				
2199999. Total Unauthorized - Affiliates - Other (Non-U.S.)																				
2299999. Total Unauthorized - Affiliates																				
AA-1340004		R+V VERSICHERUNG AG	DEU		1,585	607	40	747	9			30		1,433		105		1,328		
2699999. Total Unauthorized - Other Non-U.S. Insurers						1,585	607	40	747	9			30	1,433		105		1,328		
2899999. Total Unauthorized Excluding Protected Cells (Sum of 2299999, 2399999, 2499999, 2599999 and 2699999)						1,585	607	40	747	9			30	1,433		105		1,328		
3299999. Total Certified - Affiliates - U.S. Non-Pool																				
3599999. Total Certified - Affiliates - Other (Non-U.S.)																				
3699999. Total Certified - Affiliates																				
4299999. Total Certified Excluding Protected Cells (Sum of 3699999, 3799999, 3899999, 3999999 and 4099999)																				
4699999. Total Reciprocal Jurisdiction - Affiliates - U.S. Non-Pool																				
4999999. Total Reciprocal Jurisdiction - Affiliates - Other (Non-U.S.)																				
5099999. Total Reciprocal Jurisdiction - Affiliates																				
5699999. Total Reciprocal Jurisdiction Excluding Protected Cells (Sum of 5099999, 5199999, 5299999, 5399999 and 5499999)																				
5799999. Total Authorized, Unauthorized, Reciprocal Jurisdiction and Certified Excluding Protected Cells (Sum of 1499999, 2899999, 4299999 and 5699999)						7,958	2,747	232	5,967	201	1,175	630	305	11,257		366		10,891		
5899999. Total Protected Cells (Sum of 1399999, 2799999, 4199999 and 5599999)																				
9999999 Totals						7,958	2,747	232	5,967	201	1,175	630	305	11,257		366		10,891		



ANNUAL STATEMENT FOR THE YEAR 2022 OF THE Mt. Morris Mutual Insurance Company

**SCHEDULE F - PART 3 (Continued)**

Ceded Reinsurance as of December 31, Current Year (\$000 Omitted)  
(Credit Risk)

ID Number From Col. 1	Name of Reinsurer From Col. 3	Collateral				25 Total Funds Held, Payables & Collateral	26 Net Recoverable Net of Funds Held & Collateral	27 Applicable Sch. F Penalty (Col. 78)	Ceded Reinsurance Credit Risk								
		21 Multiple Beneficiary Trusts	22 Letters of Credit	23 Issuing or Confirming Bank Reference Number	24 Single Beneficiary Trusts & Other Allowable Collateral				28 Total Amount Recoverable from Reinsurers Less Penalty (Cols. 15-27)	29 Stressed Recoverable (Col. 28 * 120%)	30 Reinsurance Payable & Funds Held (Cols. 17+18+20; but not in excess of Col. 29)	31 Stressed Net Recoverable (Cols. 29-30)	32 Total Collateral (Cols. 21+22 + 24, not in Excess of Col. 31)	33 Stressed Net Recoverable Net of Collateral Offsets (Cols. 31-32)	34 Reinsurer Designation Equivalent	35 Credit Risk on Collateralized Recoverables (Col. 32 * Factor Applicable to Reinsurer Designation Equivalent in Col. 34)	36 Credit Risk on Un-collateralized Recoverables (Col. 33 * Factor Applicable to Reinsurer Designation Equivalent in Col. 34)
0499999. Total Authorized - Affiliates - U.S. Non-Pool				XXX				XXX	XXX	XXX	XXX	XXX	XXX	XXX	XXX	XXX	
0799999. Total Authorized - Affiliates - Other (Non-U.S.)				XXX											XXX		
0899999. Total Authorized - Affiliates				XXX											XXX		
36-2661954 .. AMERICAN AGRICULTURAL INSURANCE COMPANY .....					4	188		192	230	4	226		226	3		6	
06-1430254 .. ARCH REINSURANCE COMPANY .....						41		41	49		49		49	2		1	
42-0234980 .. EMPLOYERS MUTUAL CASUALTY COMPANY .....						98		98	118		118		118	3		3	
13-1675535 .. SWISS REINSURANCE AMERICA CORP .....					12	662		674	809	12	797		797	2		17	
13-2918573 .. TOA REINSURANCE COMPANY OF AMERICA .....					37	760		797	956	37	919		919	2		19	
75-1444207 .. SCOR REINSURANCE COMPANY .....					7	229		236	283	7	276		276	2		6	
95-4387273 .. ALLIED WORLD ASSURANCE COMPANY, LTD .....					50	557		607	728	50	678		678	2		14	
43-1424791 .. SHELTER REINSURANCE COMPANY .....					36	381		417	500	36	464		464	3		13	
42-0245840 .. FARMERS MUTUAL HAIL INSURANCE COMPANY OF .....					9	1,945		1,954	2,345	9	2,336		2,336	4		77	
22-2005057 .. EVEREST REINSURANCE COMPANY .....						5		5	6		6		6	2			
13-1290712 .. XL REINSURANCE AMERICA INC. ....					1	151		152	182	1	181		181	2		4	
51-0434766 .. AXIS REINS CO .....						195		195	234		234		234	2		5	
42-0245990 .. GRINNEL MUTUAL REINSURANCE COMPANY .....					32	2,752		2,784	3,341	32	3,309		3,309	2		69	
13-3031176 .. PARTNER REINSURANCE COMPANY OF THE U.S. ....					11	310		321	385	11	374		374	2		8	
75-2344200 .. ASPEN AMERICAN INSURANCE COMPANY .....					14	308		322	386	14	372		372	2		8	
0999999. Total Authorized - Other U.S. Unaffiliated Insurers				XXX	213	8,582		8,795	10,554	213	10,341		10,341	XXX		251	
AA-1340125 .. HANNOVER RUCKVERSICHERUNG AG .....					48	981		1,029	1,235	48	1,187		1,187	2		25	
1299999. Total Authorized - Other Non-U.S. Insurers				XXX	48	981		1,029	1,235	48	1,187		1,187	XXX		25	
1499999. Total Authorized Excluding Protected Cells (Sum of 0899999, 0999999, 1099999, 1199999 and 1299999)				XXX	261	9,563		9,824	11,789	261	11,527		11,527	XXX		276	
1899999. Total Unauthorized - Affiliates - U.S. Non-Pool				XXX				XXX	XXX	XXX	XXX		XXX	XXX	XXX	XXX	
2199999. Total Unauthorized - Affiliates - Other (Non-U.S.)				XXX										XXX			
2299999. Total Unauthorized - Affiliates				XXX										XXX			
AA-1340004 .. R+V VERSICHERUNG AG .....					1,433			1,433	1,720	105	1,615		1,328	2	28	6	
2699999. Total Unauthorized - Other Non-U.S. Insurers					1,433			1,433	1,720	105	1,615		1,328	287	XXX	28	
2899999. Total Unauthorized Excluding Protected Cells (Sum of 2299999, 2399999, 2499999, 2599999 and 2699999)					1,433			1,433	1,720	105	1,615		1,328	287	XXX	28	
3299999. Total Certified - Affiliates - U.S. Non-Pool				XXX				XXX	XXX	XXX	XXX		XXX	XXX	XXX	XXX	
3599999. Total Certified - Affiliates - Other (Non-U.S.)				XXX										XXX			
3699999. Total Certified - Affiliates				XXX										XXX			
4299999. Total Certified Excluding Protected Cells (Sum of 3699999, 3799999, 3899999, 3999999 and 4099999)				XXX										XXX			
4699999. Total Reciprocal Jurisdiction - Affiliates - U.S. Non-Pool				XXX				XXX	XXX	XXX	XXX		XXX	XXX	XXX	XXX	
4999999. Total Reciprocal Jurisdiction - Affiliates - Other (Non-U.S.)				XXX										XXX			
5099999. Total Reciprocal Jurisdiction - Affiliates				XXX										XXX			

ANNUAL STATEMENT FOR THE YEAR 2022 OF THE Mt. Morris Mutual Insurance Company

**SCHEDULE F - PART 3 (Continued)**

Ceded Reinsurance as of December 31, Current Year (\$000 Omitted)  
(Credit Risk)

ID Number From Col. 1	Name of Reinsurer From Col. 3	Collateral				25 Total Funds Held, Payables & Collateral	26 Net Recoverable Net of Funds Held & Collateral	27 Applicable Sch. F Penalty (Col. 78)	Ceded Reinsurance Credit Risk								
		21 Multiple Beneficiary Trusts	22 Letters of Credit	23 Issuing or Confirming Bank Reference Number	24 Single Beneficiary Trusts & Other Allowable Collateral				28 Total Amount Recoverable from Reinsurers Less Penalty (Cols. 15-27)	29 Stressed Recoverable (Col. 28 * 120%)	30 Reinsurance Payable & Funds Held (Cols. 17+18+20; but not in excess of Col. 29)	31 Stressed Net Recoverable (Cols. 29-30)	32 Total Collateral (Cols. 21+22 + 24, not in Excess of Col. 31)	33 Stressed Net Recoverable Net of Collateral Offsets (Cols. 31-32)	34 Reinsurer Designation Equivalent	35 Credit Risk on Collateralized Recoverables (Col. 32 * Factor Applicable to Reinsurer Designation Equivalent in Col. 34)	36 Credit Risk on Un-collateralized Recoverables (Col. 33 * Factor Applicable to Reinsurer Designation Equivalent in Col. 34)
5699999. Total Reciprocal Jurisdiction Excluding Protected Cells (Sum of 5099999, 5199999, 5299999, 5399999 and 5499999)				XXX											XXX		
5799999. Total Authorized, Unauthorized, Reciprocal Jurisdiction and Certified Excluding Protected Cells (Sum of 1499999, 2899999, 4299999 and 5699999)		1,328		XXX	1,694	9,563		11,257	13,508	366	13,142	1,328	11,814	XXX		28	282
5899999. Total Protected Cells (Sum of 1399999, 2799999, 4199999 and 5599999)				XXX				XXX	XXX	XXX	XXX	XXX	XXX	XXX		XXX	XXX
9999999 Totals		1,328		XXX	1,694	9,563		11,257	13,508	366	13,142	1,328	11,814	XXX		28	282

ANNUAL STATEMENT FOR THE YEAR 2022 OF THE Mt. Morris Mutual Insurance Company

**SCHEDULE F - PART 3 (Continued)**

Ceded Reinsurance as of December 31, Current Year (\$000 Omitted)  
(Aging of Ceded Reinsurance)

ID Number From Col. 1	Name of Reinsurer From Col. 3	Reinsurance Recoverable on Paid Losses and Paid Loss Adjustment Expenses						44 Total Recoverable on Paid Losses & LAE Amounts in Dispute Included in Col. 43	45 Recoverable on Paid Losses & LAE Over 90 Days Past Due Amounts in Dispute Included in Cols. 40 & 41	46 Total Recoverable on Paid Losses & LAE Amounts Not in Dispute (Cols 43-44)	47 Recoverable on Paid Losses & LAE Over 90 Days Past Due Amounts Not in Dispute (Cols. 40 + 41 - 45)	48 Amounts Received Prior 90 Days	49 Percentage Overdue Col. 42/Col. 43	50 Percentage of Amounts More Than 90 Days Overdue Not in Dispute (Col. 47/[Cols. 46+48])	51 Percentage More Than 120 Days Overdue (Col. 41/ Col. 43)	52 Is the Amount in Col. 50 Less Than 20%? (Yes or No)	53 Amounts in Col. 47 for Reinsurers with Values Less Than 20% in Col. 50
		37	Overdue				43 Total Due Cols. 37+42 (In total should equal Cols. 7+8)										
		Current	38 1 - 29 Days	39 30 - 90 Days	40 91 - 120 Days	41 Over 120 Days											
0499999	Total Authorized - Affiliates - U.S. Non-Pool																XXX
0799999	Total Authorized - Affiliates - Other (Non-U.S.)																XXX
0899999	Total Authorized - Affiliates																XXX
36-2661954	AMERICAN AGRICULTURAL INSURANCE COMPANY	34					34		34								YES
06-1430254	ARCH REINSURANCE COMPANY	3					3		3								YES
42-0234980	EMPLOYERS MUTUAL CASUALTY COMPANY	13					13		13								YES
13-1675535	SWISS REINSURANCE AMERICA CORP	252					252		252								YES
13-2918573	TOA REINSURANCE COMPANY OF AMERICA	241					241		241								YES
75-1444207	SCOR REINSURANCE COMPANY	47					47		47								YES
95-4387273	ALLIED WORLD ASSURANCE COMPANY, LTD	310					310		310								YES
43-1424791	SHELTER REINSURANCE COMPANY	213					213		213								YES
42-0245840	FARMERS MUTUAL HAIL INSURANCE COMPANY OF	240					240		240								YES
22-2005057	EVEREST REINSURANCE COMPANY	2					2		2								YES
13-1290712	XL REINSURANCE AMERICA INC.	13					13		13								YES
51-0434766	AXIS REINS CO	26					26		26								YES
42-0245990	GRINNEL MUTUAL REINSURANCE COMPANY	460					460		460								YES
13-3031176	PARTNER REINSURANCE COMPANY OF THE U.S.	75					75		75								YES
75-2344200	ASPEN AMERICAN INSURANCE COMPANY	164					164		164								YES
0999999	Total Authorized - Other U.S. Unaffiliated Insurers	2,093					2,093		2,093								XXX
AA-1340125	HANNOVER RUCKVERSICHERUNG AG	239					239		239								YES
1299999	Total Authorized - Other Non-U.S. Insurers	239					239		239								XXX
1499999	Total Authorized Excluding Protected Cells (Sum of 0899999, 0999999, 1099999, 1199999 and 1299999)	2,332					2,332		2,332								XXX
1899999	Total Unauthorized - Affiliates - U.S. Non-Pool																XXX
2199999	Total Unauthorized - Affiliates - Other (Non-U.S.)																XXX
2299999	Total Unauthorized - Affiliates																XXX
AA-1340004	R+V VERSICHERUNG AG	647					647		647								YES
2699999	Total Unauthorized - Other Non-U.S. Insurers	647					647		647								XXX
2899999	Total Unauthorized Excluding Protected Cells (Sum of 2299999, 2399999, 2499999, 2599999 and 2699999)	647					647		647								XXX
3299999	Total Certified - Affiliates - U.S. Non-Pool																XXX
3599999	Total Certified - Affiliates - Other (Non-U.S.)																XXX
3699999	Total Certified - Affiliates																XXX
4299999	Total Certified Excluding Protected Cells (Sum of 3699999, 3799999, 3899999, 3999999 and 4099999)																XXX
4699999	Total Reciprocal Jurisdiction - Affiliates - U.S. Non-Pool																XXX
4999999	Total Reciprocal Jurisdiction - Affiliates - Other (Non-U.S.)																XXX

ANNUAL STATEMENT FOR THE YEAR 2022 OF THE Mt. Morris Mutual Insurance Company

**SCHEDULE F - PART 3 (Continued)**

Ceded Reinsurance as of December 31, Current Year (\$000 Omitted)  
(Aging of Ceded Reinsurance)

ID Number From Col. 1	Name of Reinsurer From Col. 3	Reinsurance Recoverable on Paid Losses and Paid Loss Adjustment Expenses						44 Total Recoverable on Paid Losses & LAE Amounts in Dispute Included in Col. 43	45 Recoverable on Paid Losses & LAE Over 90 Days Past Due Amounts in Dispute Included in Cols. 40 & 41	46 Total Recoverable on Paid Losses & LAE Amounts Not in Dispute (Cols 43-44)	47 Recoverable on Paid Losses & LAE Over 90 Days Past Due Amounts Not in Dispute (Cols. 40 + 41 - 45)	48 Amounts Received Prior 90 Days	49 Percentage Overdue Col. 42/Col. 43	50 Percentage of Amounts More Than 90 Days Overdue Not in Dispute (Col. 47/[Cols. 46+48])	51 Percentage More Than 120 Days Overdue (Col. 41/ Col. 43)	52 Is the Amount in Col. 50 Less Than 20%? (Yes or No)	53 Amounts in Col. 47 for Reinsurers with Values Less Than 20% in Col. 50	
		37	Overdue				43 Total Due Cols. 37+42 (In total should equal Cols. 7+8)											
		Current	38 1 - 29 Days	39 30 - 90 Days	40 91 - 120 Days	41 Over 120 Days												42 Total Overdue Cols. 38+39 +40+41
5099999. Total Reciprocal Jurisdiction - Affiliates																	XXX	
5699999. Total Reciprocal Jurisdiction Excluding Protected Cells (Sum of 5099999, 5199999, 5299999, 5399999 and 5499999)																		XXX
5799999. Total Authorized, Unauthorized, Reciprocal Jurisdiction and Certified Excluding Protected Cells (Sum of 1499999, 2899999, 4299999 and 5699999)		2,979					2,979			2,979								XXX
5899999. Total Protected Cells (Sum of 1399999, 2799999, 4199999 and 5599999)																		XXX
9999999 Totals		2,979					2,979			2,979								XXX

ANNUAL STATEMENT FOR THE YEAR 2022 OF THE Mt. Morris Mutual Insurance Company

**SCHEDULE F - PART 3 (Continued)**

Ceded Reinsurance as of December 31, Current Year (\$000 Omitted)  
(Provision for Reinsurance for Certified Reinsurers)

ID Number From Col. 1	Name of Reinsurer From Col. 3	Provision for Certified Reinsurance													Complete if Col. 52 = "No"; Otherwise Enter 0			69 Provision for Overdue Reinsurance Ceded to Certified Reinsurers (Greater of [Col. 62 + Col. 65] or Col.68; not to Exceed Col. 63)
		54	55	56	57	58	59	60	61	62	63	64	65	66	67	68		
		Certified Reinsurer Rating (1 through 6)	Effective Date of Certified Reinsurer Rating	Percent Collateral Required for Full Credit (0% through 100%)	Catastrophe Recoverables Qualifying for Collateral Deferral	Net Recoverables Subject to Collateral Requirements for Full Credit (Col. 19 - Col. 57)	Dollar Amount of Collateral Required (Col. 56 * Col. 58)	Percent of Collateral Provided for Net Recoverables Subject to Collateral Requirements ([Col. 20 + Col. 21 + Col. 22 + Col. 24] / Col. 58)	Percent Credit Allowed on Net Recoverables Subject to Collateral Requirements (Col. 60 / Col. 56, not to exceed 100%)	20% of Recoverable on Paid Losses & LAE Over 90 Days Past Due Amounts in Dispute (Col. 45 * 20%)	Amount of Credit Allowed for Net Recoverables (Col. 57 + [Col. 58 * Col. 61])	Provision for Reinsurance with Certified Reinsurers Due to Collateral Deficiency (Col. 19 - Col. 63)	20% of Recoverable on Paid Losses & LAE Over 90 Days Past Due Amounts Not in Dispute (Col. 47 * 20%)	Total Collateral Provided (Col. 20 + Col. 21 + Col. 24, not to Exceed Col. 63)	Net Unsecured Recoverable for Which Credit is Allowed (Col. 63 - Col. 66)	20% of Amount in Col. 67		
0499999	Total Authorized - Affiliates - U.S. Non-Pool			XXX	XXX	XXX	XXX	XXX	XXX	XXX	XXX	XXX	XXX	XXX	XXX	XXX	XXX	XXX
0799999	Total Authorized - Affiliates - Other (Non-U.S.)			XXX	XXX	XXX	XXX	XXX	XXX	XXX	XXX	XXX	XXX	XXX	XXX	XXX	XXX	XXX
0899999	Total Authorized - Affiliates			XXX	XXX	XXX	XXX	XXX	XXX	XXX	XXX	XXX	XXX	XXX	XXX	XXX	XXX	XXX
36-2661954	AMERICAN AGRICULTURAL INSURANCE COMPANY	XXX	XXX	XXX	XXX	XXX	XXX	XXX	XXX	XXX	XXX	XXX	XXX	XXX	XXX	XXX	XXX	XXX
06-1430254	ARCH REINSURANCE COMPANY	XXX	XXX	XXX	XXX	XXX	XXX	XXX	XXX	XXX	XXX	XXX	XXX	XXX	XXX	XXX	XXX	XXX
42-0234980	EMPLOYERS MUTUAL CASUALTY COMPANY	XXX	XXX	XXX	XXX	XXX	XXX	XXX	XXX	XXX	XXX	XXX	XXX	XXX	XXX	XXX	XXX	XXX
13-1675535	SWISS REINSURANCE AMERICA CORP	XXX	XXX	XXX	XXX	XXX	XXX	XXX	XXX	XXX	XXX	XXX	XXX	XXX	XXX	XXX	XXX	XXX
13-2918573	TOA REINSURANCE COMPANY OF AMERICA	XXX	XXX	XXX	XXX	XXX	XXX	XXX	XXX	XXX	XXX	XXX	XXX	XXX	XXX	XXX	XXX	XXX
75-1444207	SCOR REINSURANCE COMPANY	XXX	XXX	XXX	XXX	XXX	XXX	XXX	XXX	XXX	XXX	XXX	XXX	XXX	XXX	XXX	XXX	XXX
95-4387273	ALLIED WORLD ASSURANCE COMPANY, LTD	XXX	XXX	XXX	XXX	XXX	XXX	XXX	XXX	XXX	XXX	XXX	XXX	XXX	XXX	XXX	XXX	XXX
43-1424791	SHELTER REINSURANCE COMPANY	XXX	XXX	XXX	XXX	XXX	XXX	XXX	XXX	XXX	XXX	XXX	XXX	XXX	XXX	XXX	XXX	XXX
42-0245840	FARMERS MUTUAL HAIL INSURANCE COMPANY OF	XXX	XXX	XXX	XXX	XXX	XXX	XXX	XXX	XXX	XXX	XXX	XXX	XXX	XXX	XXX	XXX	XXX
22-2005057	EVEREST REINSURANCE COMPANY	XXX	XXX	XXX	XXX	XXX	XXX	XXX	XXX	XXX	XXX	XXX	XXX	XXX	XXX	XXX	XXX	XXX
13-1290712	XL REINSURANCE AMERICA INC.	XXX	XXX	XXX	XXX	XXX	XXX	XXX	XXX	XXX	XXX	XXX	XXX	XXX	XXX	XXX	XXX	XXX
51-0434766	AXIS REINS CO	XXX	XXX	XXX	XXX	XXX	XXX	XXX	XXX	XXX	XXX	XXX	XXX	XXX	XXX	XXX	XXX	XXX
42-0245990	GRINNEL MUTUAL REINSURANCE COMPANY	XXX	XXX	XXX	XXX	XXX	XXX	XXX	XXX	XXX	XXX	XXX	XXX	XXX	XXX	XXX	XXX	XXX
13-3031176	PARTNER REINSURANCE COMPANY OF THE U.S.	XXX	XXX	XXX	XXX	XXX	XXX	XXX	XXX	XXX	XXX	XXX	XXX	XXX	XXX	XXX	XXX	XXX
75-2344200	ASPEN AMERICAN INSURANCE COMPANY	XXX	XXX	XXX	XXX	XXX	XXX	XXX	XXX	XXX	XXX	XXX	XXX	XXX	XXX	XXX	XXX	XXX
0999999	Total Authorized - Other U.S. Unaffiliated Insurers			XXX	XXX	XXX	XXX	XXX	XXX	XXX	XXX	XXX	XXX	XXX	XXX	XXX	XXX	XXX
AA-1340125	HANNOVER RUCKVERSICHERUNG AG	XXX	XXX	XXX	XXX	XXX	XXX	XXX	XXX	XXX	XXX	XXX	XXX	XXX	XXX	XXX	XXX	XXX
1299999	Total Authorized - Other Non-U.S. Insurers			XXX	XXX	XXX	XXX	XXX	XXX	XXX	XXX	XXX	XXX	XXX	XXX	XXX	XXX	XXX
1499999	Total Authorized Excluding Protected Cells (Sum of 0899999, 0999999, 1099999, 1199999 and 1299999)			XXX	XXX	XXX	XXX	XXX	XXX	XXX	XXX	XXX	XXX	XXX	XXX	XXX	XXX	XXX
1899999	Total Unauthorized - Affiliates - U.S. Non-Pool			XXX	XXX	XXX	XXX	XXX	XXX	XXX	XXX	XXX	XXX	XXX	XXX	XXX	XXX	XXX
2199999	Total Unauthorized - Affiliates - Other (Non-U.S.)			XXX	XXX	XXX	XXX	XXX	XXX	XXX	XXX	XXX	XXX	XXX	XXX	XXX	XXX	XXX
2299999	Total Unauthorized - Affiliates			XXX	XXX	XXX	XXX	XXX	XXX	XXX	XXX	XXX	XXX	XXX	XXX	XXX	XXX	XXX
AA-1340004	R+V VERSICHERUNG AG	XXX	XXX	XXX	XXX	XXX	XXX	XXX	XXX	XXX	XXX	XXX	XXX	XXX	XXX	XXX	XXX	XXX
2699999	Total Unauthorized - Other Non-U.S. Insurers			XXX	XXX	XXX	XXX	XXX	XXX	XXX	XXX	XXX	XXX	XXX	XXX	XXX	XXX	XXX
2899999	Total Unauthorized Excluding Protected Cells (Sum of 2299999, 2399999, 2499999, 2599999 and 2699999)			XXX	XXX	XXX	XXX	XXX	XXX	XXX	XXX	XXX	XXX	XXX	XXX	XXX	XXX	XXX
3299999	Total Certified - Affiliates - U.S. Non-Pool			XXX				XXX	XXX									
3599999	Total Certified - Affiliates - Other (Non-U.S.)			XXX				XXX	XXX									
3699999	Total Certified - Affiliates			XXX				XXX	XXX									
4299999	Total Certified Excluding Protected Cells (Sum of 3699999, 3799999, 3899999, 3999999 and 4099999)			XXX				XXX	XXX									
4699999	Total Reciprocal Jurisdiction - Affiliates - U.S. Non-Pool			XXX	XXX	XXX	XXX	XXX	XXX	XXX	XXX	XXX	XXX	XXX	XXX	XXX	XXX	XXX
4999999	Total Reciprocal Jurisdiction - Affiliates - Other (Non-U.S.)			XXX	XXX	XXX	XXX	XXX	XXX	XXX	XXX	XXX	XXX	XXX	XXX	XXX	XXX	XXX
5099999	Total Reciprocal Jurisdiction - Affiliates			XXX	XXX	XXX	XXX	XXX	XXX	XXX	XXX	XXX	XXX	XXX	XXX	XXX	XXX	XXX

ANNUAL STATEMENT FOR THE YEAR 2022 OF THE Mt. Morris Mutual Insurance Company

**SCHEDULE F - PART 3 (Continued)**

Ceded Reinsurance as of December 31, Current Year (\$000 Omitted)  
(Provision for Reinsurance for Certified Reinsurers)

ID Number From Col. 1	Name of Reinsurer From Col. 3	Provision for Certified Reinsurance													Complete if Col. 52 = "No"; Otherwise Enter 0			69 Provision for Overdue Reinsurance Ceded to Certified Reinsurers (Greater of [Col. 62 + Col. 65] or Col.68; not to Exceed Col. 63)
		54	55	56	57	58	59	60	61	62	63	64	65	66	67	68		
		Certified Reinsurer Rating (1 through 6)	Effective Date of Certified Reinsurer Rating	Percent Collateral Required for Full Credit (0% through 100%)	Catastrophe Recoverables Qualifying for Collateral Deferral	Net Recoverables Subject to Collateral Requirements for Full Credit (Col. 19 - Col. 57)	Dollar Amount of Collateral Required (Col. 56 * Col. 58)	Percent of Collateral Provided for Net Recoverables Subject to Collateral Requirements ([Col. 20 + Col. 21 + Col. 22 + Col. 24] / Col. 58)	Percent Credit Allowed on Net Recoverables Subject to Collateral Requirements (Col. 60 / Col. 56, not to exceed 100%)	20% of Recoverable on Paid Losses & LAE Over 90 Days Past Due Amounts in Dispute (Col. 45 * 20%)	Amount of Credit Allowed for Net Recoverables (Col. 57 + [Col. 58 * Col. 61])	Provision for Reinsurance with Certified Reinsurers Due to Collateral Deficiency (Col. 19 - Col. 63)	20% of Recoverable on Paid Losses & LAE Over 90 Days Past Due Amounts Not in Dispute (Col. 47 * 20%)	Total Collateral Provided (Col. 20 + Col. 21 + Col. 22 + Col. 24, not to Exceed Col. 63)	Net Unsecured Recoverable for Which Credit is Allowed (Col. 63 - Col. 66)	20% of Amount in Col. 67		
5699999. Total Reciprocal Jurisdiction Excluding Protected Cells (Sum of 5099999, 5199999, 5299999, 5399999 and 5499999)				XXX	XXX	XXX	XXX	XXX	XXX	XXX	XXX	XXX	XXX	XXX	XXX	XXX	XXX	
5799999. Total Authorized, Unauthorized, Reciprocal Jurisdiction and Certified Excluding Protected Cells (Sum of 1499999, 2899999, 4299999 and 5699999)				XXX				XXX	XXX									
5899999. Total Protected Cells (Sum of 1399999, 2799999, 4199999 and 5599999)				XXX				XXX	XXX									
9999999 Totals				XXX				XXX	XXX									

ANNUAL STATEMENT FOR THE YEAR 2022 OF THE Mt. Morris Mutual Insurance Company

**SCHEDULE F - PART 3 (Continued)**

Ceded Reinsurance as of December 31, Current Year (\$000 Omitted)  
(Total Provision for Reinsurance)

ID Number From Col. 1	Name of Reinsurer From Col. 3	70 20% of Recoverable on Paid Losses & LAE Over 90 Days past Due Amounts Not in Dispute (Col. 47 * 20%)	71 Provision for Unauthorized Reinsurance		73 Provision for Overdue Authorized and Reciprocal Jurisdiction Reinsurance		75 Total Provision for Reinsurance				
			72 Provision for Reinsurance with Unauthorized Reinsurers Due to Collateral Deficiency (Col. 26)	72 Provision for Overdue Reinsurance from Unauthorized Reinsurers and Amounts in Dispute (Col. 70 + 20% of the Amount in Col. 16)	73 Complete if Col. 52 = "Yes"; Otherwise Enter 0  20% of Recoverable on Paid Losses & LAE Over 90 Days Past Due Amounts Not in Dispute + 20% of Amounts in Dispute ([Col. 47 * 20%] + [Col. 45 * 20%])	74 Complete if Col. 52 = "No"; Otherwise Enter 0  Greater of 20% of Net Recoverable Net of Funds Held & Collateral, or 20% of Recoverable on Paid Losses & LAE Over 90 Days Past Due (Greater of Col. 26 * 20% or Cols. [40 + 41] * 20%)	75 Provision for Amounts Ceded to Authorized and Reciprocal Reinsurers (Cols. 73 + 74)	76 Provision for Amounts Ceded to Unauthorized Reinsurers (Cols. 71 + 72 Not in Excess of Col. 15)	77 Provision for Amounts Ceded to Certified Reinsurers (Cols. 64 + 69)	78 Total Provision for Reinsurance (Cols. 75 + 76 + 77)	
0499999	Total Authorized - Affiliates - U.S. Non-Pool		XXX	XXX					XXX	XXX	
0799999	Total Authorized - Affiliates - Other (Non-U.S.)		XXX	XXX					XXX	XXX	
0899999	Total Authorized - Affiliates		XXX	XXX					XXX	XXX	
36-2661954	AMERICAN AGRICULTURAL INSURANCE COMPANY		XXX	XXX					XXX	XXX	
06-1430254	ARCH REINSURANCE COMPANY		XXX	XXX					XXX	XXX	
42-0234980	EMPLOYERS MUTUAL CASUALTY COMPANY		XXX	XXX					XXX	XXX	
13-1675535	SWISS REINSURANCE AMERICA CORP		XXX	XXX					XXX	XXX	
13-2918573	TOA REINSURANCE COMPANY OF AMERICA		XXX	XXX					XXX	XXX	
75-1444207	SCOR REINSURANCE COMPANY		XXX	XXX					XXX	XXX	
95-4387273	ALLIED WORLD ASSURANCE COMPANY, LTD		XXX	XXX					XXX	XXX	
43-1424791	SHELTER REINSURANCE COMPANY		XXX	XXX					XXX	XXX	
42-0245840	FARMERS MUTUAL HAIL INSURANCE COMPANY OF		XXX	XXX					XXX	XXX	
22-2005057	EVEREST REINSURANCE COMPANY		XXX	XXX					XXX	XXX	
13-1290712	XL REINSURANCE AMERICA INC.		XXX	XXX					XXX	XXX	
51-0434766	AXIS REINS CO		XXX	XXX					XXX	XXX	
42-0245990	GRINNEL MUTUAL REINSURANCE COMPANY		XXX	XXX					XXX	XXX	
13-3031176	PARTNER REINSURANCE COMPANY OF THE U.S.		XXX	XXX					XXX	XXX	
75-2344200	ASPEN AMERICAN INSURANCE COMPANY		XXX	XXX					XXX	XXX	
0999999	Total Authorized - Other U.S. Unaffiliated Insurers		XXX	XXX					XXX	XXX	
AA-1340125	HANNOVER RUCKVERSICHERUNG AG		XXX	XXX					XXX	XXX	
1299999	Total Authorized - Other Non-U.S. Insurers		XXX	XXX					XXX	XXX	
1499999	Total Authorized Excluding Protected Cells (Sum of 0899999, 0999999, 1099999, 1199999 and 1299999)		XXX	XXX					XXX	XXX	
1899999	Total Unauthorized - Affiliates - U.S. Non-Pool				XXX	XXX	XXX			XXX	
2199999	Total Unauthorized - Affiliates - Other (Non-U.S.)				XXX	XXX	XXX			XXX	
2299999	Total Unauthorized - Affiliates				XXX	XXX	XXX			XXX	
AA-1340004	R+V VERSICHERUNG AG				XXX	XXX	XXX			XXX	
2699999	Total Unauthorized - Other Non-U.S. Insurers				XXX	XXX	XXX			XXX	
2899999	Total Unauthorized Excluding Protected Cells (Sum of 2299999, 2399999, 2499999, 2599999 and 2699999)				XXX	XXX	XXX			XXX	
3299999	Total Certified - Affiliates - U.S. Non-Pool	XXX	XXX	XXX	XXX	XXX	XXX	XXX	XXX		
3599999	Total Certified - Affiliates - Other (Non-U.S.)	XXX	XXX	XXX	XXX	XXX	XXX	XXX	XXX		
3699999	Total Certified - Affiliates	XXX	XXX	XXX	XXX	XXX	XXX	XXX	XXX		
4299999	Total Certified Excluding Protected Cells (Sum of 3699999, 3799999, 3899999, 3999999 and 4099999)	XXX	XXX	XXX	XXX	XXX	XXX	XXX	XXX		
4699999	Total Reciprocal Jurisdiction - Affiliates - U.S. Non-Pool		XXX	XXX					XXX	XXX	
4999999	Total Reciprocal Jurisdiction - Affiliates - Other (Non-U.S.)		XXX	XXX					XXX	XXX	
5099999	Total Reciprocal Jurisdiction - Affiliates		XXX	XXX					XXX	XXX	

ANNUAL STATEMENT FOR THE YEAR 2022 OF THE Mt. Morris Mutual Insurance Company

**SCHEDULE F - PART 3 (Continued)**

Ceded Reinsurance as of December 31, Current Year (\$000 Omitted)  
(Total Provision for Reinsurance)

ID Number From Col. 1	Name of Reinsurer From Col. 3	70  20% of Recoverable on Paid Losses & LAE Over 90 Days past Due Amounts Not in Dispute (Col. 47 * 20%)	Provision for Unauthorized Reinsurance		Provision for Overdue Authorized and Reciprocal Jurisdiction Reinsurance		Total Provision for Reinsurance			
			71  Provision for Reinsurance with Unauthorized Reinsurers Due to Collateral Deficiency (Col. 26)	72  Provision for Overdue Reinsurance from Unauthorized Reinsurers and Amounts in Dispute (Col. 70 + 20% of the Amount in Col. 16)	73  Complete if Col. 52 = "Yes"; Otherwise Enter 0  20% of Recoverable on Paid Losses & LAE Over 90 Days Past Due Amounts Not in Dispute + 20% of Amounts in Dispute ([Col. 47 * 20%] + [Col. 45 * 20%])	74  Complete if Col. 52 = "No"; Otherwise Enter 0  Greater of 20% of Net Recoverable Net of Funds Held & Collateral, or 20% of Recoverable on Paid Losses & LAE Over 90 Days Past Due (Greater of Col. 26 * 20% or Cols. [40 + 41] * 20%)	75  Provision for Amounts Ceded to Authorized and Reciprocal Jurisdiction Reinsurers (Cols. 73 + 74)	76  Provision for Amounts Ceded to Unauthorized Reinsurers (Cols. 71 + 72 Not in Excess of Col. 15)	77  Provision for Amounts Ceded to Certified Reinsurers (Cols. 64 + 69)	78  Total Provision for Reinsurance (Cols. 75 + 76 + 77)
5699999. Total Reciprocal Jurisdiction Excluding Protected Cells (Sum of 5099999, 5199999, 5299999, 5399999 and 5499999)			XXX	XXX				XXX	XXX	
5799999. Total Authorized, Unauthorized, Reciprocal Jurisdiction and Certified Excluding Protected Cells (Sum of 1499999, 2899999, 4299999 and 5699999)										
5899999. Total Protected Cells (Sum of 1399999, 2799999, 4199999 and 5599999)										
9999999 Totals										



ANNUAL STATEMENT FOR THE YEAR 2022 OF THE Mt. Morris Mutual Insurance Company

**SCHEDULE F - PART 4**

Issuing or Confirming Banks for Letters of Credit from Schedule F, Part 3 (\$000 Omitted)

1 Issuing or Confirming Bank Reference Number Used in Col. 23 of Sch F Part 3	2 Letters of Credit Code	3 American Bankers Association (ABA) Routing Number	4 Issuing or Confirming Bank Name	5 Letters of Credit Amount
.....	1.....	21000089 .....	CITIBANK EUROPE PLC .....	1,328
.....				
.....				
.....				
.....				
.....				
.....				
.....				
.....				
.....				
.....				
.....				
.....				
.....				
.....				
.....				
.....				
.....				
.....				
.....				
.....				
.....				
.....				
.....				
.....				
.....				
.....				
.....				
.....				
.....				
.....				
<b>Total</b>				1,328

ANNUAL STATEMENT FOR THE YEAR 2022 OF THE Mt. Morris Mutual Insurance Company

**SCHEDULE F - PART 5**

Interrogatories for Schedule F, Part 3 (000 Omitted)

A. Report the five largest provisional commission rates included in the cedant's reinsurance treaties. The commission rate to be reported is by contract with ceded premium in excess of \$50,000:

	1 <u>Name of Reinsurer</u>	2 <u>Commission Rate</u>	3 <u>Ceded Premium</u>
1.	GRINNEL MUTUAL REINSURANCE COMPANY .....	9.000	206
2.	HANNOVER RUCKVERSICHERUNG AG .....	4.500	103
3.	TOA REINSURANCE COMPANY OF AMERICA .....	3.600	83
4.	SWISS REINSURANCE AMERICA CORP .....	3.000	69
5.	R+V VERSICHERUNG AG .....	3.000	69

B. Report the five largest reinsurance recoverables reported in Schedule F, Part 3, Column 15, due from any one reinsurer (based on the total recoverables, Schedule F, Part 3, Line 9999999, Column 15), the amount of ceded premium, and indicate whether the recoverables are due from an affiliated insurer.

	1 <u>Name of Reinsurer</u>	2 <u>Total Recoverables</u>	3 <u>Ceded Premiums</u>	4 <u>Affiliated</u>
6.	GRINNELL MUTUAL REINSURANCE COMPANY .....	2,784	1,570	Yes [ ] No [ X ]
7.	FARMERS MUTUAL HAIL INSURANCE COMPANY OF IOWA .....	1,954	373	Yes [ ] No [ X ]
8.	R+V VERSICHERUNG AG .....	1,433	1,585	Yes [ ] No [ X ]
9.	HANNOVER RUCKVERSICHERUNG AG .....	1,029	786	Yes [ ] No [ X ]
10.	TOA REINSURANCE COMPANY OF AMERICA .....	797	724	Yes [ ] No [ X ]

NOTE: Disclosure of the five largest provisional commission rates should exclude mandatory pools and joint underwriting associations.

ANNUAL STATEMENT FOR THE YEAR 2022 OF THE Mt. Morris Mutual Insurance Company

**SCHEDULE F - PART 6**

Restatement of Balance Sheet to Identify Net Credit for Reinsurance

	1 As Reported (Net of Ceded)	2 Restatement Adjustments	3 Restated (Gross of Ceded)
ASSETS (Page 2, Col. 3)			
1. Cash and invested assets (Line 12) .....	38,360,372		38,360,372
2. Premiums and considerations (Line 15) .....	7,198,339		7,198,339
3. Reinsurance recoverable on loss and loss adjustment expense payments (Line 16.1) .....	2,979,215	(2,979,215)	
4. Funds held by or deposited with reinsured companies (Line 16.2) .....	154,811	(154,811)	
5. Other assets .....	1,635,092		1,635,092
6. Net amount recoverable from reinsurers .....		11,411,757	11,411,757
7. Protected cell assets (Line 27) .....			
8. Totals (Line 28) .....	50,327,829	8,277,731	58,605,560
LIABILITIES (Page 3)			
9. Losses and loss adjustment expenses (Lines 1 through 3) .....	8,013,975	7,972,544	15,986,519
10. Taxes, expenses, and other obligations (Lines 4 through 8) .....	1,871,541		1,871,541
11. Unearned premiums (Line 9) .....	17,097,940	305,187	17,403,127
12. Advance premiums (Line 10) .....	438,509		438,509
13. Dividends declared and unpaid (Line 11.1 and 11.2) .....			
14. Ceded reinsurance premiums payable (net of ceding commissions (Line 12) .....	366,305		366,305
15. Funds held by company under reinsurance treaties (Line 13) .....			
16. Amounts withheld or retained by company for account of others (Line 14) .....			
17. Provision for reinsurance (Line 16) .....			
18. Other liabilities .....			
19. Total liabilities excluding protected cell business (Line 26) .....	27,788,270	8,277,731	36,066,001
20. Protected cell liabilities (Line 27) .....			
21. Surplus as regards policyholders (Line 37)	22,539,559	XXX	22,539,559
22. Totals (Line 38)	50,327,829	8,277,731	58,605,560

NOTE: Is the restatement of this exhibit the result of grossing up balances ceded to affiliates under 100 percent reinsurance or pooling arrangements? ..... Yes [  ] No [  ]

If yes, give full explanation: .....

Schedule H - Part 1 - Analysis of Underwriting Operations

**N O N E**

Schedule H - Part 2 - Reserves and Liabilities

**N O N E**

Schedule H - Part 3 - Test of Prior Year's Claim Reserves and Liabilities

**N O N E**

Schedule H - Part 4 - Reinsurance

**N O N E**

Schedule H - Part 5 - Health Claims

**N O N E**

ANNUAL STATEMENT FOR THE YEAR 2022 OF THE Mt. Morris Mutual Insurance Company

**SCHEDULE P - ANALYSIS OF LOSSES AND LOSS EXPENSES**  
**SCHEDULE P - PART 1 - SUMMARY**

(\$000 OMITTED)

Years in Which Premiums Were Earned and Losses Were Incurred	Premiums Earned			Loss and Loss Expense Payments						10 Salvage and Subrogation Received	11 Total Net Paid Cols (4 - 5 + 6 - 7 + 8 - 9)	12 Number of Claims Reported Direct and Assumed
	1 Direct and Assumed	2 Ceded	3 Net (1 - 2)	Loss Payments		Defense and Cost Containment Payments		Adjusting and Other Payments				
				4 Direct and Assumed	5 Ceded	6 Direct and Assumed	7 Ceded	8 Direct and Assumed	9 Ceded			
1. Prior.....	XXX	XXX	XXX	(1)						1	(1)	XXX
2. 2013.....	19,666	4,024	15,642	9,912	867	489	4	897	23	272	10,404	XXX
3. 2014.....	20,927	3,869	17,058	12,413	1,283	148	53	1,021	4	264	12,242	XXX
4. 2015.....	21,557	3,828	17,729	7,738	348	174	13	879	3	198	8,427	XXX
5. 2016.....	22,910	3,948	18,962	7,821	934	279	(2)	1,001	82	457	8,087	XXX
6. 2017.....	25,470	4,887	20,583	13,921	2,588	193	1	1,194	188	447	12,531	XXX
7. 2018.....	27,973	5,125	22,848	18,641	3,589	397		1,596	236	790	16,809	XXX
8. 2019.....	29,856	5,994	23,862	26,188	11,279	209	2	1,768	448	591	16,436	XXX
9. 2020.....	30,246	5,083	25,163	13,846	1,228	60		1,300	16	442	13,962	XXX
10. 2021.....	31,707	6,689	25,018	21,149	5,926	91		1,382	259	850	16,437	XXX
11. 2022	34,175	7,958	26,217	25,500	9,871	24		913	518	391	16,048	XXX
12. Totals	XXX	XXX	XXX	157,128	37,913	2,064	71	11,951	1,777	4,703	131,382	XXX

	Losses Unpaid				Defense and Cost Containment Unpaid				Adjusting and Other Unpaid		23 Salvage and Subrogation Anticipated	24 Total Net Losses and Expenses Unpaid	25 Number of Claims Outstanding Direct and Assumed
	Case Basis		Bulk + IBNR		Case Basis		Bulk + IBNR						
	13	14	15	16	17	18	19	20	21	22			
	Direct and Assumed	Ceded	Direct and Assumed	Ceded	Direct and Assumed	Ceded	Direct and Assumed	Ceded	Direct and Assumed	Ceded			
1. Prior.....									1			1	XXX
2. 2013.....													XXX
3. 2014.....	10								2			12	XXX
4. 2015.....	14											14	XXX
5. 2016.....	125	50			6				49	25		105	XXX
6. 2017.....									4			4	XXX
7. 2018.....	116				21				178	23		292	XXX
8. 2019.....	1,190	539			10				91	63		689	XXX
9. 2020.....	733	63			10				94	5		769	XXX
10. 2021.....	1,786	933			11				107	1		970	XXX
11. 2022	8,016	4,382	2,247	1,175	25		910	630	230	84		5,157	XXX
12. Totals	11,990	5,967	2,247	1,175	83		910	630	756	201		8,013	XXX

	Total Losses and Loss Expenses Incurred			Loss and Loss Expense Percentage (Incurred / Premiums Earned)			Nontabular Discount		34 Inter-Company Pooling Participation Percentage	Net Balance Sheet Reserves After Discount	
	26	27	28	29	30	31	32	33		35	36
	Direct and Assumed	Ceded	Net	Direct and Assumed	Ceded	Net	Loss	Loss Expense		Losses Unpaid	Loss Expenses Unpaid
1. Prior.....	XXX	XXX	XXX	XXX	XXX	XXX			XXX		1
2. 2013.....	11,298	894	10,404	57.4	22.2	66.5					
3. 2014.....	13,594	1,340	12,254	65.0	34.6	71.8				10	2
4. 2015.....	8,805	364	8,441	40.8	9.5	47.6				14	
5. 2016.....	9,281	1,089	8,192	40.5	27.6	43.2				75	30
6. 2017.....	15,312	2,777	12,535	60.1	56.8	60.9					4
7. 2018.....	20,949	3,848	17,101	74.9	75.1	74.8				116	176
8. 2019.....	29,456	12,331	17,125	98.7	205.7	71.8				651	38
9. 2020.....	16,043	1,312	14,731	53.0	25.8	58.5				670	99
10. 2021.....	24,526	7,119	17,407	77.4	106.4	69.6				853	117
11. 2022	37,865	16,660	21,205	110.8	209.3	80.9				4,706	451
12. Totals	XXX	XXX	XXX	XXX	XXX	XXX			XXX	7,095	918

Note: Parts 2 and 4 are gross of all discounting, including tabular discounting. Part 1 is gross of only nontabular discounting, which is reported in Columns 32 and 33 of Part 1. The tabular discount, if any, is reported in the Notes to Financial Statements which will reconcile Part 1 with Parts 2 and 4.

ANNUAL STATEMENT FOR THE YEAR 2022 OF THE Mt. Morris Mutual Insurance Company

**SCHEDULE P - PART 2 - SUMMARY**

Years in Which Losses Were Incurred	INCURRED NET LOSSES AND DEFENSE AND COST CONTAINMENT EXPENSES REPORTED AT YEAR END (\$000 OMITTED)										DEVELOPMENT	
	1 2013	2 2014	3 2015	4 2016	5 2017	6 2018	7 2019	8 2020	9 2021	10 2022	11 One Year	12 Two Year
1. Prior.....	859	1,417	1,256	1,140	1,321	1,149	1,152	1,175	1,171	1,170	(1)	(5)
2. 2013.....	9,398	9,145	9,200	9,712	9,568	9,558	9,538	9,536	9,530	9,530		(6)
3. 2014.....	XXX	11,461	11,361	11,294	11,407	11,259	11,235	11,238	11,236	11,235	(1)	(3)
4. 2015.....	XXX	XXX	8,234	8,207	7,761	7,666	7,597	7,586	7,570	7,565	(5)	(21)
5. 2016.....	XXX	XXX	XXX	8,128	7,736	7,471	7,380	7,305	7,402	7,249	(153)	(56)
6. 2017.....	XXX	XXX	XXX	XXX	12,547	12,166	11,865	11,806	11,591	11,525	(66)	(281)
7. 2018.....	XXX	XXX	XXX	XXX	XXX	14,101	13,724	14,811	15,682	15,586	(96)	775
8. 2019.....	XXX	XXX	XXX	XXX	XXX	XXX	16,339	15,743	15,640	15,777	137	34
9. 2020.....	XXX	XXX	XXX	XXX	XXX	XXX	XXX	14,061	13,608	13,358	(250)	(703)
10. 2021.....	XXX	XXX	XXX	XXX	XXX	XXX	XXX	XXX	17,312	16,178	(1,134)	XXX
11. 2022	XXX	XXX	XXX	XXX	XXX	XXX	XXX	XXX	XXX	20,664	XXX	XXX
12. Totals											(1,569)	(266)

**SCHEDULE P - PART 3 - SUMMARY**

Years in Which Losses Were Incurred	CUMULATIVE PAID NET LOSSES AND DEFENSE AND COST CONTAINMENT EXPENSES REPORTED AT YEAR END (\$000 OMITTED)										11 Number of	12 Number of
	1 2013	2 2014	3 2015	4 2016	5 2017	6 2018	7 2019	8 2020	9 2021	10 2022	Claims Closed With Loss Payment	Claims Closed Without Loss Payment
1. Prior.....	000	857	1,084	1,098	1,135	1,125	1,125	1,174	1,171	1,170	XXX	XXX
2. 2013.....	6,907	8,220	8,401	9,012	9,494	9,534	9,534	9,534	9,530	9,530	XXX	XXX
3. 2014.....	XXX	8,896	10,534	11,094	11,199	11,233	11,225	11,225	11,225	11,225	XXX	XXX
4. 2015.....	XXX	XXX	5,841	7,297	7,496	7,500	7,545	7,553	7,552	7,551	XXX	XXX
5. 2016.....	XXX	XXX	XXX	5,719	6,701	6,965	7,078	7,089	7,127	7,168	XXX	XXX
6. 2017.....	XXX	XXX	XXX	XXX	9,356	11,072	11,331	11,421	11,526	11,525	XXX	XXX
7. 2018.....	XXX	XXX	XXX	XXX	XXX	10,183	11,790	12,573	15,326	15,449	XXX	XXX
8. 2019.....	XXX	XXX	XXX	XXX	XXX	XXX	12,991	14,807	14,744	15,116	XXX	XXX
9. 2020.....	XXX	XXX	XXX	XXX	XXX	XXX	XXX	9,970	12,298	12,678	XXX	XXX
10. 2021.....	XXX	XXX	XXX	XXX	XXX	XXX	XXX	XXX	12,074	15,314	XXX	XXX
11. 2022	XXX	XXX	XXX	XXX	XXX	XXX	XXX	XXX	XXX	15,653	XXX	XXX

**SCHEDULE P - PART 4 - SUMMARY**

Years in Which Losses Were Incurred	BULK AND IBNR RESERVES ON NET LOSSES AND DEFENSE AND COST CONTAINMENT EXPENSES REPORTED AT YEAR END (\$000 OMITTED)									
	1 2013	2 2014	3 2015	4 2016	5 2017	6 2018	7 2019	8 2020	9 2021	10 2022
1. Prior.....	63	130	63	17	40			1	1	
2. 2013.....	591	237	100	112	39	15			2	
3. 2014.....	XXX	511	201	56	72	16			3	1
4. 2015.....	XXX	XXX	529	300	80	96	10		18	3
5. 2016.....	XXX	XXX	XXX	724	348	86	58		38	66
6. 2017.....	XXX	XXX	XXX	XXX	827	338	162		87	18
7. 2018.....	XXX	XXX	XXX	XXX	XXX	990	405		253	124
8. 2019.....	XXX	XXX	XXX	XXX	XXX	XXX	1,165		377	87
9. 2020.....	XXX	XXX	XXX	XXX	XXX	XXX	XXX		1,029	437
10. 2021.....	XXX	XXX	XXX	XXX	XXX	XXX	XXX		XXX	1,195
11. 2022	XXX	XXX	XXX	XXX	XXX	XXX	XXX		XXX	1,352

**ANNUAL STATEMENT FOR THE YEAR 2022 OF THE Mt. Morris Mutual Insurance Company**  
**SCHEDULE P - PART 1A - HOMEOWNERS/FAROWNERS**

(\$000 OMITTED)

Years in Which Premiums Were Earned and Losses Were Incurred	Premiums Earned			Loss and Loss Expense Payments						10 Salvage and Subrogation Received	11 Total Net Paid Cols (4 - 5 + 6 - 7 + 8 - 9)	12 Number of Claims Reported Direct and Assumed
	1 Direct and Assumed	2 Ceded	3 Net (1 - 2)	Loss Payments		Defense and Cost Containment Payments		Adjusting and Other Payments				
				4 Direct and Assumed	5 Ceded	6 Direct and Assumed	7 Ceded	8 Direct and Assumed	9 Ceded			
1. Prior.....	XXX.....	XXX.....	XXX.....									XXX.....
2. 2013.....	12,974.....	2,538.....	10,436.....	7,022.....	724.....	289.....	4.....	548.....	7.....	188.....	7,124.....	838.....
3. 2014.....	13,639.....	2,412.....	11,227.....	8,091.....	438.....	37.....		636.....	3.....	99.....	8,323.....	1,027.....
4. 2015.....	14,074.....	2,405.....	11,669.....	5,076.....	292.....	88.....	7.....	537.....	2.....	54.....	5,400.....	763.....
5. 2016.....	14,746.....	2,433.....	12,313.....	4,209.....	293.....	150.....	(2).....	554.....	(6).....	279.....	4,628.....	804.....
6. 2017.....	15,929.....	3,051.....	12,878.....	9,351.....	2,404.....	90.....	1.....	754.....	76.....	182.....	7,714.....	1,307.....
7. 2018.....	17,021.....	2,948.....	14,073.....	10,825.....	3,158.....	75.....		871.....	174.....	192.....	8,439.....	1,257.....
8. 2019.....	17,895.....	3,515.....	14,380.....	19,832.....	10,634.....	28.....		1,318.....	438.....	213.....	10,106.....	1,394.....
9. 2020.....	18,060.....	3,003.....	15,057.....	8,612.....	1,223.....	23.....		871.....	16.....	51.....	8,267.....	792.....
10. 2021.....	18,958.....	4,011.....	14,947.....	12,635.....	3,186.....	26.....		943.....	198.....	158.....	10,220.....	1,155.....
11. 2022.....	20,371.....	4,729.....	15,642.....	17,416.....	8,483.....	6.....		698.....	437.....	58.....	9,200.....	1,247.....
12. Totals.....	XXX.....	XXX.....	XXX.....	103,069.....	30,835.....	812.....	10.....	7,730.....	1,345.....	1,474.....	79,421.....	XXX.....

	Losses Unpaid				Defense and Cost Containment Unpaid				Adjusting and Other Unpaid		23 Salvage and Subrogation Anticipated	24 Total Net Losses and Expenses Unpaid	25 Number of Claims Outstanding Direct and Assumed
	Case Basis		Bulk + IBNR		Case Basis		Bulk + IBNR						
	13 Direct and Assumed	14 Ceded	15 Direct and Assumed	16 Ceded	17 Direct and Assumed	18 Ceded	19 Direct and Assumed	20 Ceded	21 Direct and Assumed	22 Ceded			
1. Prior.....													
2. 2013.....													1.....
3. 2014.....	10.....								2.....				12.....
4. 2015.....	14.....												14.....
5. 2016.....	75.....				2.....				17.....				94.....
6. 2017.....													
7. 2018.....	15.....												15.....
8. 2019.....	37.....												37.....
9. 2020.....	323.....	25.....			3.....				33.....	5.....			329.....
10. 2021.....	243.....	16.....			1.....				10.....	1.....			237.....
11. 2022.....	5,309.....	3,448.....	722.....	593.....	12.....			297.....	154.....	105.....	79.....		2,171.....
12. Totals.....	6,026.....	3,489.....	722.....	593.....	18.....			297.....	154.....	167.....	85.....		2,909.....

	Total Losses and Loss Expenses Incurred			Loss and Loss Expense Percentage (Incurred / Premiums Earned)			Nontabular Discount		34 Inter-Company Pooling Participation Percentage	Net Balance Sheet Reserves After Discount	
	26 Direct and Assumed	27 Ceded	28 Net	29 Direct and Assumed	30 Ceded	31 Net	32 Loss	33 Loss Expense		35 Losses Unpaid	36 Loss Expenses Unpaid
	1. Prior.....	XXX.....	XXX.....	XXX.....	XXX.....	XXX.....	XXX.....				XXX.....
2. 2013.....	7,859.....	735.....	7,124.....	60.6.....	29.0.....	68.3.....					
3. 2014.....	8,776.....	441.....	8,335.....	64.3.....	18.3.....	74.2.....				10.....	2.....
4. 2015.....	5,715.....	301.....	5,414.....	40.6.....	12.5.....	46.4.....				14.....	
5. 2016.....	5,007.....	285.....	4,722.....	34.0.....	11.7.....	38.3.....				75.....	19.....
6. 2017.....	10,195.....	2,481.....	7,714.....	64.0.....	81.3.....	59.9.....					
7. 2018.....	11,786.....	3,332.....	8,454.....	69.2.....	113.0.....	60.1.....					15.....
8. 2019.....	21,215.....	11,072.....	10,143.....	118.6.....	315.0.....	70.5.....					37.....
9. 2020.....	9,865.....	1,269.....	8,596.....	54.6.....	42.3.....	57.1.....					298.....
10. 2021.....	13,858.....	3,401.....	10,457.....	73.1.....	84.8.....	70.0.....					227.....
11. 2022.....	24,565.....	13,194.....	11,371.....	120.6.....	279.0.....	72.7.....					1,990.....
12. Totals.....	XXX.....	XXX.....	XXX.....	XXX.....	XXX.....	XXX.....			XXX.....		2,666.....

**ANNUAL STATEMENT FOR THE YEAR 2022 OF THE Mt. Morris Mutual Insurance Company**  
**SCHEDULE P - PART 1B - PRIVATE PASSENGER AUTO LIABILITY/MEDICAL**  
(\$000 OMITTED)

Years in Which Premiums Were Earned and Losses Were Incurred	Premiums Earned			Loss and Loss Expense Payments						10 Salvage and Subrogation Received	11 Total Net Paid Cols (4 - 5 + 6 - 7 + 8 - 9)	12 Number of Claims Reported Direct and Assumed	
	1 Direct and Assumed	2 Ceded	3 Net (1 - 2)	Loss Payments		Defense and Cost Containment Payments		Adjusting and Other Payments					
				4 Direct and Assumed	5 Ceded	6 Direct and Assumed	7 Ceded	8 Direct and Assumed	9 Ceded				
1. Prior.....	XXX	XXX	XXX									XXX	
2. 2013.....	812	74	738	262					37			299	25
3. 2014.....	989	105	884	246					30	18		276	29
4. 2015.....	1,227	133	1,094	539	52				72	7		559	63
5. 2016.....	1,624	181	1,443	373		11			60	2	6	442	59
6. 2017.....	2,322	239	2,083	628		5			39		22	672	92
7. 2018.....	2,992	257	2,735	1,002	284	141			65	58	64	866	147
8. 2019.....	3,321	271	3,050	659	1	72			62		56	792	175
9. 2020.....	3,299	279	3,020	1,052		8			61		55	1,121	141
10. 2021.....	3,291	289	3,002	2,091	619	24			82	40	307	1,538	140
11. 2022.....	3,497	320	3,177	1,717	19	3			35	1	138	1,735	142
12. Totals	XXX	XXX	XXX	8,569	975	264			543	101	673	8,300	XXX

	Losses Unpaid				Defense and Cost Containment Unpaid				Adjusting and Other Unpaid		23 Salvage and Subrogation Anticipated	24 Total Net Losses and Expenses Unpaid	25 Number of Claims Outstanding Direct and Assumed
	Case Basis		Bulk + IBNR		Case Basis		Bulk + IBNR		21 Direct and Assumed	22 Ceded			
	13 Direct and Assumed	14 Ceded	15 Direct and Assumed	16 Ceded	17 Direct and Assumed	18 Ceded	19 Direct and Assumed	20 Ceded					
1. Prior.....													
2. 2013.....													
3. 2014.....													
4. 2015.....													
5. 2016.....													
6. 2017.....													
7. 2018.....	101				7				59	23		144	3
8. 2019.....	1,144	539			7				67	63		616	9
9. 2020.....	375				4				33			412	6
10. 2021.....	1,491	914			6				57			640	17
11. 2022.....	868	297	957	390	2		318	225	21			1,254	45
12. Totals	3,979	1,750	957	390	26		318	225	237	86		3,066	80

	Total Losses and Loss Expenses Incurred			Loss and Loss Expense Percentage (Incurred / Premiums Earned)			Nontabular Discount		34 Inter-Company Pooling Participation Percentage	Net Balance Sheet Reserves After Discount	
	26 Direct and Assumed	27 Ceded	28 Net	29 Direct and Assumed	30 Ceded	31 Net	32 Loss	33 Loss Expense		35 Losses Unpaid	36 Loss Expenses Unpaid
1. Prior.....	XXX	XXX	XXX	XXX	XXX	XXX			XXX		
2. 2013.....	299		299	36.8		40.5					
3. 2014.....	276		276	27.9		31.2					
4. 2015.....	611	52	559	49.8	39.1	51.1					
5. 2016.....	444	2	442	27.3	1.1	30.6					
6. 2017.....	672		672	28.9		32.3					
7. 2018.....	1,375	365	1,010	46.0	142.0	36.9				101	43
8. 2019.....	2,011	603	1,408	60.6	222.5	46.2				605	11
9. 2020.....	1,533		1,533	46.5		50.8				375	37
10. 2021.....	3,751	1,573	2,178	114.0	544.3	72.6				577	63
11. 2022.....	3,921	932	2,989	112.1	291.3	94.1				1,138	116
12. Totals	XXX	XXX	XXX	XXX	XXX	XXX			XXX	2,796	270



**ANNUAL STATEMENT FOR THE YEAR 2022 OF THE Mt. Morris Mutual Insurance Company**  
**SCHEDULE P - PART 1C - COMMERCIAL AUTO/TRUCK LIABILITY/MEDICAL**  
(\$000 OMITTED)

Years in Which Premiums Were Earned and Losses Were Incurred	Premiums Earned			Loss and Loss Expense Payments						10 Salvage and Subrogation Received	11 Total Net Paid Cols (4 - 5 + 6 - 7 + 8 - 9)	12 Number of Claims Reported Direct and Assumed	
	1 Direct and Assumed	2 Ceded	3 Net (1 - 2)	Loss Payments		Defense and Cost Containment Payments		Adjusting and Other Payments					
				4 Direct and Assumed	5 Ceded	6 Direct and Assumed	7 Ceded	8 Direct and Assumed	9 Ceded				
1. Prior.....	XXX	XXX	XXX									XXX	
2. 2013.....	190	18	172	12				2				14	3
3. 2014.....	223	19	204	18				4				22	4
4. 2015.....	194	19	175	25				6		3		31	7
5. 2016.....	215	21	194	12				2				14	1
6. 2017.....	242	23	219	16				1				17	4
7. 2018.....	283	23	260	66				2				68	1
8. 2019.....	296	24	272	144				2		2		146	1
9. 2020.....	318	29	289	26				3				29	6
10. 2021.....	376	37	339	32				2				34	5
11. 2022.....	433	38	395	322	22			4				304	12
12. Totals	XXX	XXX	XXX	673	22			28			5	679	XXX

	Losses Unpaid				Defense and Cost Containment Unpaid				Adjusting and Other Unpaid		23 Salvage and Subrogation Anticipated	24 Total Net Losses and Expenses Unpaid	25 Number of Claims Outstanding Direct and Assumed
	Case Basis		Bulk + IBNR		Case Basis		Bulk + IBNR						
	13 Direct and Assumed	14 Ceded	15 Direct and Assumed	16 Ceded	17 Direct and Assumed	18 Ceded	19 Direct and Assumed	20 Ceded	21 Direct and Assumed	22 Ceded			
1. Prior.....													
2. 2013.....													
3. 2014.....													
4. 2015.....													
5. 2016.....													
6. 2017.....													
7. 2018.....													
8. 2019.....													
9. 2020.....		38										(38)	
10. 2021.....													
11. 2022.....	150	51	46	15	1		9	9	10			141	5
12. Totals	150	89	46	15	1		9	9	10			103	5

	Total Losses and Loss Expenses Incurred			Loss and Loss Expense Percentage (Incurred / Premiums Earned)			Nontabular Discount		34 Inter-Company Pooling Participation Percentage	Net Balance Sheet Reserves After Discount	
	26 Direct and Assumed	27 Ceded	28 Net	29 Direct and Assumed	30 Ceded	31 Net	32 Loss	33 Loss Expense		35 Losses Unpaid	36 Loss Expenses Unpaid
	1. Prior.....	XXX	XXX	XXX	XXX	XXX	XXX				XXX
2. 2013.....	14		14	7.4		8.1					
3. 2014.....	22		22	9.9		10.8					
4. 2015.....	31		31	16.0		17.7					
5. 2016.....	14		14	6.5		7.2					
6. 2017.....	17		17	7.0		7.8					
7. 2018.....	68		68	24.0		26.2					
8. 2019.....	146		146	49.3		53.7					
9. 2020.....	29	38	(9)	9.1	131.0	(3.1)				(38)	
10. 2021.....	34		34	9.0		10.0					
11. 2022.....	542	97	445	125.2	255.3	112.7				130	11
12. Totals	XXX	XXX	XXX	XXX	XXX	XXX			XXX	92	11

ANNUAL STATEMENT FOR THE YEAR 2022 OF THE Mt. Morris Mutual Insurance Company

**SCHEDULE P - PART 1D - WORKERS' COMPENSATION  
(EXCLUDING EXCESS WORKERS' COMPENSATION)**

(\$000 OMITTED)

Years in Which Premiums Were Earned and Losses Were Incurred	Premiums Earned			Loss and Loss Expense Payments						10 Salvage and Subrogation Received	11 Total Net Paid Cols (4 - 5 + 6 - 7 + 8 - 9)	12 Number of Claims Reported Direct and Assumed
	1 Direct and Assumed	2 Ceded	3 Net (1 - 2)	Loss Payments		Defense and Cost Containment Payments		Adjusting and Other Payments				
				4 Direct and Assumed	5 Ceded	6 Direct and Assumed	7 Ceded	8 Direct and Assumed	9 Ceded			
1. Prior.....	XXX	XXX	XXX									XXX
2. 2013.....												
3. 2014.....												
4. 2015.....												
5. 2016.....												
6. 2017.....												
7. 2018.....												
8. 2019.....												
9. 2020.....												
10. 2021.....												
11. 2022.....												
12. Totals	XXX	XXX	XXX									XXX

**NONE**

	Losses Unpaid				Defense and Cost Containment Unpaid				Adjusting and Other Unpaid		23 Salvage and Subrogation Anticipated	24 Total Net Losses and Expenses Unpaid	25 Number of Claims Outstanding Direct and Assumed
	Case Basis		Bulk + IBNR		Case Basis		Bulk + IBNR		Adjusting and Other Unpaid				
	13 Direct and Assumed	14 Ceded	15 Direct and Assumed	16 Ceded	17 Direct and Assumed	18 Ceded	19 Direct and Assumed	20 Ceded	21 Direct and Assumed	22 Ceded			
1. Prior.....													
2. 2013.....													
3. 2014.....													
4. 2015.....													
5. 2016.....													
6. 2017.....													
7. 2018.....													
8. 2019.....													
9. 2020.....													
10. 2021.....													
11. 2022.....													
12. Totals													

**NONE**

	Total Losses and Loss Expenses Incurred			Loss and Loss Expense Percentage (Incurred / Premiums Earned)			Nontabular Discount		34 Inter-Company Pooling Participation Percentage	Net Balance Sheet Reserves After Discount	
	26 Direct and Assumed	27 Ceded	28 Net	29 Direct and Assumed	30 Ceded	31 Net	32 Loss	33 Loss Expense		35 Losses Unpaid	36 Loss Expenses Unpaid
	1. Prior.....	XXX	XXX	XXX	XXX	XXX	XXX				XXX
2. 2013.....											
3. 2014.....											
4. 2015.....											
5. 2016.....											
6. 2017.....											
7. 2018.....											
8. 2019.....											
9. 2020.....											
10. 2021.....											
11. 2022.....											
12. Totals	XXX	XXX	XXX	XXX	XXX	XXX			XXX		

**NONE**

**ANNUAL STATEMENT FOR THE YEAR 2022 OF THE Mt. Morris Mutual Insurance Company**  
**SCHEDULE P - PART 1E - COMMERCIAL MULTIPLE PERIL**  
(\$000 OMITTED)

Years in Which Premiums Were Earned and Losses Were Incurred	Premiums Earned			Loss and Loss Expense Payments						10 Salvage and Subrogation Received	11 Total Net Paid Cols (4 - 5 + 6 - 7 + 8 - 9)	12 Number of Claims Reported Direct and Assumed	
	1 Direct and Assumed	2 Ceded	3 Net (1 - 2)	Loss Payments		Defense and Cost Containment Payments		Adjusting and Other Payments					
				4 Direct and Assumed	5 Ceded	6 Direct and Assumed	7 Ceded	8 Direct and Assumed	9 Ceded				
1. Prior.....	XXX	XXX	XXX									XXX	
2. 2013.....	2,368	476	1,892	1,302	139	146			189	16	12	1,482	98
3. 2014.....	2,418	388	2,030	1,626	764	83	53		128	1	10	1,019	108
4. 2015.....	2,169	342	1,827	846	1	62	6		61	1	6	961	60
5. 2016.....	2,020	302	1,718	1,272	614	107			93	86	10	772	61
6. 2017.....	1,959	365	1,594	432	179	7			60	96	4	224	63
7. 2018.....	2,035	342	1,693	488	83	2			37			444	63
8. 2019.....	2,062	387	1,675	1,182	634	84	2		97	10	37	717	73
9. 2020.....	2,089	352	1,737	103	(1)	19			21		19	144	44
10. 2021.....	2,362	497	1,865	449	105	26			47	10	11	407	51
11. 2022.....	2,614	604	2,010	1,098	326	10			49	20		811	68
12. Totals	XXX	XXX	XXX	8,798	2,844	546	61		782	240	109	6,981	XXX

	Losses Unpaid				Defense and Cost Containment Unpaid				Adjusting and Other Unpaid		23 Salvage and Subrogation Anticipated	24 Total Net Losses and Expenses Unpaid	25 Number of Claims Outstanding Direct and Assumed
	Case Basis		Bulk + IBNR		Case Basis		Bulk + IBNR		21 Direct and Assumed	22 Ceded			
	13 Direct and Assumed	14 Ceded	15 Direct and Assumed	16 Ceded	17 Direct and Assumed	18 Ceded	19 Direct and Assumed	20 Ceded					
1. Prior.....									1			1	1
2. 2013.....													
3. 2014.....													
4. 2015.....													
5. 2016.....	50	50			4				31	25		10	2
6. 2017.....									4			4	1
7. 2018.....													2
8. 2019.....													
9. 2020.....	35				3				26			64	2
10. 2021.....	1				1				9			11	3
11. 2022.....	262	90	74	33	3		115	99	25			257	26
12. Totals	348	140	74	33	11		115	99	96	25		347	37

	Total Losses and Loss Expenses Incurred			Loss and Loss Expense Percentage (Incurred / Premiums Earned)			Nontabular Discount		34 Inter-Company Pooling Participation Percentage	Net Balance Sheet Reserves After Discount		
	26 Direct and Assumed	27 Ceded	28 Net	29 Direct and Assumed	30 Ceded	31 Net	32 Loss	33 Loss Expense		35 Losses Unpaid	36 Loss Expenses Unpaid	
1. Prior.....	XXX	XXX	XXX	XXX	XXX	XXX			XXX		1	
2. 2013.....	1,637	155	1,482	69.1	32.6	78.3						
3. 2014.....	1,837	818	1,019	76.0	210.8	50.2						
4. 2015.....	969	8	961	44.7	2.3	52.6						
5. 2016.....	1,557	775	782	77.1	256.6	45.5					10	
6. 2017.....	503	275	228	25.7	75.3	14.3					4	
7. 2018.....	527	83	444	25.9	24.3	26.2						
8. 2019.....	1,363	646	717	66.1	166.9	42.8						
9. 2020.....	207	(1)	208	9.9	(0.3)	12.0					35	29
10. 2021.....	533	115	418	22.6	23.1	22.4					1	10
11. 2022.....	1,636	568	1,068	62.6	94.0	53.1					213	44
12. Totals	XXX	XXX	XXX	XXX	XXX	XXX			XXX		249	98

Schedule P - Part 1F - Section 1 - Medical Professional Liability - Occurrence

**N O N E**

Schedule P - Part 1F - Section 2 - Medical Professional Liability - Claims-Made

**N O N E**

**ANNUAL STATEMENT FOR THE YEAR 2022 OF THE Mt. Morris Mutual Insurance Company**  
**SCHEDULE P - PART 1G - SPECIAL LIABILITY (OCEAN MARINE, AIRCRAFT (ALL PERILS),**  
**BOILER AND MACHINERY)**  
(\$000 OMITTED)

Years in Which Premiums Were Earned and Losses Were Incurred	Premiums Earned			Loss and Loss Expense Payments						10 Salvage and Subrogation Received	11 Total Net Paid Cols (4 - 5 + 6 - 7 + 8 - 9)	12 Number of Claims Reported Direct and Assumed
	1	2	3	Loss Payments		Defense and Cost Containment Payments		Adjusting and Other Payments				
	Direct and Assumed	Ceded	Net (1 - 2)	4 Direct and Assumed	5 Ceded	6 Direct and Assumed	7 Ceded	8 Direct and Assumed	9 Ceded			
1. Prior.....	XXX	XXX	XXX									XXX
2. 2013.....	158	158		4	4							XXX
3. 2014.....	161	161		12	5	8		(7)				XXX
4. 2015.....	162	162		3	3			1				XXX
5. 2016.....	169	169		28	27	6		6				XXX
6. 2017.....	180	180		22	5	8		7				XXX
7. 2018.....	206	206		2,312	64	109		148				XXX
8. 2019.....	204	204		9	9			1				XXX
9. 2020.....	208	(43)	251	101				14				XXX
10. 2021.....	284	57	227	196				9		2		XXX
11. 2022.....	288	65	223					1				XXX
12. Totals	XXX	XXX	XXX	2,687	117	131		180		2	2,881	XXX

	Losses Unpaid				Defense and Cost Containment Unpaid				Adjusting and Other Unpaid		23 Salvage and Subrogation Anticipated	24 Total Net Losses and Expenses Unpaid	25 Number of Claims Outstanding Direct and Assumed
	Case Basis		Bulk + IBNR		Case Basis		Bulk + IBNR						
	13 Direct and Assumed	14 Ceded	15 Direct and Assumed	16 Ceded	17 Direct and Assumed	18 Ceded	19 Direct and Assumed	20 Ceded	21 Direct and Assumed	22 Ceded			
1. Prior.....													
2. 2013.....													
3. 2014.....													
4. 2015.....													
5. 2016.....													
6. 2017.....													
7. 2018.....					13				114			127	
8. 2019.....													
9. 2020.....													
10. 2021.....													
11. 2022.....								104	96			8	
12. Totals					13			104	96	114		135	

	Total Losses and Loss Expenses Incurred			Loss and Loss Expense Percentage (Incurred /Premiums Earned)			Nontabular Discount		34 Inter-Company Pooling Participation Percentage	Net Balance Sheet Reserves After Discount	
	26	27	28	29	30	31	32	33		35	36
	Direct and Assumed	Ceded	Net	Direct and Assumed	Ceded	Net	Loss	Loss Expense		Losses Unpaid	Loss Expenses Unpaid
1. Prior.....	XXX	XXX	XXX	XXX	XXX	XXX			XXX		
2. 2013.....	4	4		2.5	2.5						
3. 2014.....	13	5	8	8.1	3.1						
4. 2015.....	4	3	1	2.5	1.9						
5. 2016.....	40	27	13	23.7	16.0						
6. 2017.....	37	5	32	20.6	2.8						
7. 2018.....	2,696	64	2,632	1,308.7	31.1						127
8. 2019.....	10	9	1	4.9	4.4						
9. 2020.....	115		115	55.3		45.8					
10. 2021.....	205		205	72.2		90.3					
11. 2022.....	105	96	9	36.5	147.7	4.0					8
12. Totals	XXX	XXX	XXX	XXX	XXX	XXX			XXX		135

**ANNUAL STATEMENT FOR THE YEAR 2022 OF THE Mt. Morris Mutual Insurance Company**  
**SCHEDULE P - PART 1H - SECTION 1 - OTHER LIABILITY - OCCURRENCE**  
(\$000 OMITTED)

Years in Which Premiums Were Earned and Losses Were Incurred	Premiums Earned			Loss and Loss Expense Payments						10 Salvage and Subrogation Received	11 Total Net Paid Cols (4 - 5 + 6 - 7 + 8 - 9)	12 Number of Claims Reported Direct and Assumed	
	1 Direct and Assumed	2 Ceded	3 Net (1 - 2)	Loss Payments		Defense and Cost Containment Payments		Adjusting and Other Payments					
				4 Direct and Assumed	5 Ceded	6 Direct and Assumed	7 Ceded	8 Direct and Assumed	9 Ceded				
1. Prior.....	XXX	XXX	XXX									XXX	
2. 2013.....	551	334	217	174					21			195	10
3. 2014.....	570	367	203	24					39			63	10
4. 2015.....	551	370	181	23		1			(1)			23	165
5. 2016.....	624	420	204	31					(2)			29	149
6. 2017.....	667	470	197	7		3			3	16		(3)	151
7. 2018.....	736	523	213	44		2			3			49	163
8. 2019.....	801	559	242	7		1						8	130
9. 2020.....	824	588	236	3								3	100
10. 2021.....	890	671	219	2,002	1,900				43			145	13
11. 2022.....	918	779	139	18		3						21	1
12. Totals	XXX	XXX	XXX	2,333	1,900	10			106	16		533	XXX

	Losses Unpaid				Defense and Cost Containment Unpaid				Adjusting and Other Unpaid		23 Salvage and Subrogation Anticipated	24 Total Net Losses and Expenses Unpaid	25 Number of Claims Outstanding Direct and Assumed
	Case Basis		Bulk + IBNR		Case Basis		Bulk + IBNR		21 Direct and Assumed	22 Ceded			
	13 Direct and Assumed	14 Ceded	15 Direct and Assumed	16 Ceded	17 Direct and Assumed	18 Ceded	19 Direct and Assumed	20 Ceded					
1. Prior.....													
2. 2013.....													
3. 2014.....													
4. 2015.....													
5. 2016.....													
6. 2017.....													
7. 2018.....													
8. 2019.....													
9. 2020.....													
10. 2021.....					2				18			20	1
11. 2022.....	1,014	342	187	98	3		44	36	31			803	1
12. Totals	1,014	342	187	98	5		44	36	49			823	2

	Total Losses and Loss Expenses Incurred			Loss and Loss Expense Percentage (Incurred / Premiums Earned)			Nontabular Discount		34 Inter-Company Pooling Participation Percentage	Net Balance Sheet Reserves After Discount		
	26 Direct and Assumed	27 Ceded	28 Net	29 Direct and Assumed	30 Ceded	31 Net	32 Loss	33 Loss Expense		35 Losses Unpaid	36 Loss Expenses Unpaid	
1. Prior.....	XXX	XXX	XXX	XXX	XXX	XXX			XXX			
2. 2013.....	195		195	35.4		89.9						
3. 2014.....	63		63	11.1		31.0						
4. 2015.....	23		23	4.2		12.7						
5. 2016.....	29		29	4.6		14.2						
6. 2017.....	13	16	(3)	1.9	3.4	(1.5)						
7. 2018.....	49		49	6.7		23.0						
8. 2019.....	8		8	1.0		3.3						
9. 2020.....	3		3	0.4		1.3						
10. 2021.....	2,065	1,900	165	232.0	283.2	75.3					20	
11. 2022.....	1,300	476	824	141.6	61.1	592.8					761	42
12. Totals	XXX	XXX	XXX	XXX	XXX	XXX			XXX		761	62

**ANNUAL STATEMENT FOR THE YEAR 2022 OF THE Mt. Morris Mutual Insurance Company**  
**SCHEDULE P - PART 1H - SECTION 2 - OTHER LIABILITY - CLAIMS-MADE**  
(\$000 OMITTED)

Years in Which Premiums Were Earned and Losses Were Incurred	Premiums Earned			Loss and Loss Expense Payments						10 Salvage and Subrogation Received	11 Total Net Paid Cols (4 - 5 + 6 - 7 + 8 - 9)	12 Number of Claims Reported Direct and Assumed
	1 Direct and Assumed	2 Ceded	3 Net (1 - 2)	Loss Payments		Defense and Cost Containment Payments		Adjusting and Other Payments				
				4 Direct and Assumed	5 Ceded	6 Direct and Assumed	7 Ceded	8 Direct and Assumed	9 Ceded			
1. Prior.....	XXX	XXX	XXX									XXX
2. 2013.....												
3. 2014.....												
4. 2015.....												
5. 2016.....												
6. 2017.....												
7. 2018.....												
8. 2019.....												
9. 2020.....												
10. 2021.....												
11. 2022.....												
12. Totals	XXX	XXX	XXX									XXX

**NONE**

	Losses Unpaid				Defense and Cost Containment Unpaid				Adjusting and Other Unpaid		23 Salvage and Subrogation Anticipated	24 Total Net Losses and Expenses Unpaid	25 Number of Claims Outstanding Direct and Assumed
	Case Basis		Bulk + IBNR		Case Basis		Bulk + IBNR		Adjusting and Other Unpaid				
	13 Direct and Assumed	14 Ceded	15 Direct and Assumed	16 Ceded	17 Direct and Assumed	18 Ceded	19 Direct and Assumed	20 Ceded	21 Direct and Assumed	22 Ceded			
1. Prior.....													
2. 2013.....													
3. 2014.....													
4. 2015.....													
5. 2016.....													
6. 2017.....													
7. 2018.....													
8. 2019.....													
9. 2020.....													
10. 2021.....													
11. 2022.....													
12. Totals													

**NONE**

	Total Losses and Loss Expenses Incurred			Loss and Loss Expense Percentage (Incurred / Premiums Earned)			Nontabular Discount		34 Inter-Company Pooling Participation Percentage	Net Balance Sheet Reserves After Discount	
	26 Direct and Assumed	27 Ceded	28 Net	29 Direct and Assumed	30 Ceded	31 Net	32 Loss	33 Loss Expense		35 Losses Unpaid	36 Loss Expenses Unpaid
	1. Prior.....	XXX	XXX	XXX	XXX	XXX	XXX				XXX
2. 2013.....											
3. 2014.....											
4. 2015.....											
5. 2016.....											
6. 2017.....											
7. 2018.....											
8. 2019.....											
9. 2020.....											
10. 2021.....											
11. 2022.....											
12. Totals	XXX	XXX	XXX	XXX	XXX	XXX			XXX		

**NONE**

ANNUAL STATEMENT FOR THE YEAR 2022 OF THE Mt. Morris Mutual Insurance Company  
**SCHEDULE P - PART 11 - SPECIAL PROPERTY (FIRE, ALLIED LINES, INLAND MARINE,  
EARTHQUAKE, BURGLARY AND THEFT)**  
(\$000 OMITTED)

Years in Which Premiums Were Earned and Losses Were Incurred	Premiums Earned			Loss and Loss Expense Payments						12 Number of Claims Reported Direct and Assumed		
	1 Direct and Assumed	2 Ceded	3 Net (1 - 2)	Loss Payments		Defense and Cost Containment Payments		Adjusting and Other Payments			10 Salvage and Subrogation Received	11 Total Net Paid Cols (4 - 5 + 6 - 7 + 8 - 9)
				4 Direct and Assumed	5 Ceded	6 Direct and Assumed	7 Ceded	8 Direct and Assumed	9 Ceded			
1. Prior.....	XXX.....	XXX.....	XXX.....	(1)				1		1		XXX.....
2. 2021.....	1,618	324	1,294	492	67	4		51	7	20	473	XXX.....
3. 2022	1,605	349	1,256	673	306	2		37	16		390	XXX
4. Totals	XXX	XXX	XXX	1,164	373	6		89	23	21	863	XXX

	Losses Unpaid				Defense and Cost Containment Unpaid				Adjusting and Other Unpaid		23 Salvage and Subrogation Anticipated	24 Total Net Losses and Expenses Unpaid	25 Number of Claims Outstanding Direct and Assumed
	Case Basis		Bulk + IBNR		Case Basis		Bulk + IBNR		Adjusting and Other Unpaid				
	13 Direct and Assumed	14 Ceded	15 Direct and Assumed	16 Ceded	17 Direct and Assumed	18 Ceded	19 Direct and Assumed	20 Ceded	21 Direct and Assumed	22 Ceded			
1. Prior.....					2				18			20	2
2. 2021.....	51	3							2			50	2
3. 2022	130	57	35	17	3		10	4	24	5		119	20
4. Totals	181	60	35	17	5		10	4	44	5		189	24

	Total Losses and Loss Expenses Incurred			Loss and Loss Expense Percentage (Incurred /Premiums Earned)			Nontabular Discount		34 Inter-Company Pooling Participation Percentage	Net Balance Sheet Reserves After Discount	
	26 Direct and Assumed	27 Ceded	28 Net	29 Direct and Assumed	30 Ceded	31 Net	32 Loss	33 Loss Expense		35 Losses Unpaid	36 Loss Expenses Unpaid
	1. Prior.....	XXX.....	XXX.....	XXX.....	XXX.....	XXX.....	XXX.....				XXX.....
2. 2021.....	600	77	523	37.1	23.8	40.4				48	2
3. 2022	914	405	509	56.9	116.0	40.5				91	28
4. Totals	XXX	XXX	XXX	XXX	XXX	XXX			XXX	139	50



ANNUAL STATEMENT FOR THE YEAR 2022 OF THE Mt. Morris Mutual Insurance Company  
**SCHEDULE P - PART 1J - AUTO PHYSICAL DAMAGE**  
(\$000 OMITTED)

Years in Which Premiums Were Earned and Losses Were Incurred	Premiums Earned			Loss and Loss Expense Payments						10 Salvage and Subrogation Received	11 Total Net Paid Cols (4 - 5 + 6 - 7 + 8 - 9)	12 Number of Claims Reported Direct and Assumed	
	1 Direct and Assumed	2 Ceded	3 Net (1 - 2)	Loss Payments		Defense and Cost Containment Payments		Adjusting and Other Payments					
				4 Direct and Assumed	5 Ceded	6 Direct and Assumed	7 Ceded	8 Direct and Assumed	9 Ceded				
1. Prior.....	XXX.....	XXX.....	XXX.....	(7).....	1.....	11.....			(1).....		11.....	2.....	XXX.....
2. 2021.....	3,928.....	803.....	3,125.....	3,252.....	49.....	11.....			205.....	4.....	352.....	3,415.....	1,164.....
3. 2022.....	4,449.....	1,074.....	3,375.....	4,256.....	715.....				89.....	44.....	195.....	3,586.....	1,266.....
4. Totals.....	XXX.....	XXX.....	XXX.....	7,501.....	765.....	22.....			293.....	48.....	558.....	7,003.....	XXX.....

	Losses Unpaid				Defense and Cost Containment Unpaid				Adjusting and Other Unpaid		23 Salvage and Subrogation Anticipated	24 Total Net Losses and Expenses Unpaid	25 Number of Claims Outstanding Direct and Assumed
	Case Basis		Bulk + IBNR		Case Basis		Bulk + IBNR						
	13 Direct and Assumed	14 Ceded	15 Direct and Assumed	16 Ceded	17 Direct and Assumed	18 Ceded	19 Direct and Assumed	20 Ceded	21 Direct and Assumed	22 Ceded			
1. Prior.....	9.....				2.....				14.....			25.....	10.....
2. 2021.....					1.....				11.....			12.....	19.....
3. 2022.....	283.....	97.....	226.....	29.....	1.....		13.....	7.....	14.....			404.....	135.....
4. Totals.....	292.....	97.....	226.....	29.....	4.....		13.....	7.....	39.....			441.....	164.....

	Total Losses and Loss Expenses Incurred			Loss and Loss Expense Percentage (Incurred / Premiums Earned)			Nontabular Discount		34 Inter-Company Pooling Participation Percentage	Net Balance Sheet Reserves After Discount	
	26 Direct and Assumed	27 Ceded	28 Net	29 Direct and Assumed	30 Ceded	31 Net	32 Loss	33 Loss Expense		35 Losses Unpaid	36 Loss Expenses Unpaid
	1. Prior.....	XXX.....	XXX.....	XXX.....	XXX.....	XXX.....	XXX.....				XXX.....
2. 2021.....	3,480.....	53.....	3,427.....	88.6.....	6.6.....	109.7.....					12.....
3. 2022.....	4,882.....	892.....	3,990.....	109.7.....	83.1.....	118.2.....				383.....	21.....
4. Totals.....	XXX.....	XXX.....	XXX.....	XXX.....	XXX.....	XXX.....			XXX.....	392.....	49.....

Schedule P - Part 1K - Fidelity/Surety

**NONE**

Schedule P - Part 1L - Other (Including Credit, Accident and Health)

**NONE**

Schedule P - Part 1M - International

**NONE**

Schedule P - Part 1N - Reinsurance - Nonproportional Assumed Property

**NONE**

Schedule P - Part 1O - Reinsurance - Nonproportional Assumed Liability

**NONE**

Schedule P - Part 1P - Reinsurance - Nonproportional Assumed Financial Lines

**NONE**

Schedule P - Part 1R - Section 1 - Products Liability - Occurrence

**NONE**

Schedule P - Part 1R - Section 2 - Products Liability - Claims-Made

**NONE**

Schedule P - Part 1S - Financial Guaranty/Mortgage Guaranty

**NONE**

Schedule P - Part 1T - Warranty

**NONE**

ANNUAL STATEMENT FOR THE YEAR 2022 OF THE Mt. Morris Mutual Insurance Company

**SCHEDULE P - PART 2A - HOMEOWNERS/FAROWNERS**

Years in Which Losses Were Incurred	INCURRED NET LOSSES AND DEFENSE AND COST CONTAINMENT EXPENSES REPORTED AT YEAR END (\$000 OMITTED)										DEVELOPMENT	
	1 2013	2 2014	3 2015	4 2016	5 2017	6 2018	7 2019	8 2020	9 2021	10 2022	11 One Year	12 Two Year
1. Prior.....	362	680	587	579	596	563	564	586	585	585		(1)
2. 2013.....	6,615	6,497	6,371	6,583	6,601	6,603	6,591	6,589	6,583	6,583		(6)
3. 2014.....	XXX	7,688	7,793	7,729	7,751	7,713	7,700	7,700	7,701	7,700	(1)	
4. 2015.....	XXX	XXX	5,294	5,327	4,938	4,965	4,882	4,881	4,880	4,879	(1)	(2)
5. 2016.....	XXX	XXX	XXX	4,967	4,673	4,415	4,314	4,217	4,276	4,145	(131)	(72)
6. 2017.....	XXX	XXX	XXX	XXX	7,506	7,375	7,265	7,240	7,098	7,036	(62)	(204)
7. 2018.....	XXX	XXX	XXX	XXX	XXX	8,416	8,025	8,085	7,776	7,757	(19)	(328)
8. 2019.....	XXX	XXX	XXX	XXX	XXX	XXX	9,834	9,305	9,221	9,263	42	(42)
9. 2020.....	XXX	XXX	XXX	XXX	XXX	XXX	XXX	8,317	7,831	7,713	(118)	(604)
10. 2021.....	XXX	XXX	XXX	XXX	XXX	XXX	XXX	XXX	10,526	9,703	(823)	XXX
11. 2022.....	XXX	XXX	XXX	XXX	XXX	XXX	XXX	XXX	XXX	11,084	XXX	XXX
12. Totals											(1,113)	(1,259)

**SCHEDULE P - PART 2B - PRIVATE PASSENGER AUTO LIABILITY/MEDICAL**

1. Prior.....	63	77	66	62	61	61	62	62	62	62		
2. 2013.....	186	175	174	269	262	262	262	262	262	262		
3. 2014.....	XXX	241	197	276	246	246	246	246	246	246		
4. 2015.....	XXX	XXX	583	576	589	487	487	487	487	487		
5. 2016.....	XXX	XXX	XXX	311	316	361	375	384	384	384		
6. 2017.....	XXX	XXX	XXX	XXX	661	752	596	572	634	633	(1)	61
7. 2018.....	XXX	XXX	XXX	XXX	XXX	705	741	883	1,047	967	(80)	84
8. 2019.....	XXX	XXX	XXX	XXX	XXX	XXX	890	848	1,172	1,342	170	494
9. 2020.....	XXX	XXX	XXX	XXX	XXX	XXX	XXX	1,079	1,103	1,439	336	360
10. 2021.....	XXX	XXX	XXX	XXX	XXX	XXX	XXX	XXX	2,104	2,079	(25)	XXX
11. 2022.....	XXX	XXX	XXX	XXX	XXX	XXX	XXX	XXX	XXX	2,934	XXX	XXX
12. Totals											400	999

**SCHEDULE P - PART 2C - COMMERCIAL AUTO/TRUCK LIABILITY/MEDICAL**

1. Prior.....	21	81	60	60	60	60	60	60	60	60		
2. 2013.....	17	12	12	12	12	12	12	12	12	12		
3. 2014.....	XXX	15	18	18	18	18	18	18	18	18		
4. 2015.....	XXX	XXX	27	25	25	25	25	25	25	25		
5. 2016.....	XXX	XXX	XXX	12	12	12	12	12	12	12		
6. 2017.....	XXX	XXX	XXX	XXX	14	34	16	16	16	16		
7. 2018.....	XXX	XXX	XXX	XXX	XXX	59	66	66	66	66		
8. 2019.....	XXX	XXX	XXX	XXX	XXX	XXX	29	29	129	144	15	115
9. 2020.....	XXX	XXX	XXX	XXX	XXX	XXX	XXX	11	26	(12)	(38)	(23)
10. 2021.....	XXX	XXX	XXX	XXX	XXX	XXX	XXX	XXX	24	32	8	XXX
11. 2022.....	XXX	XXX	XXX	XXX	XXX	XXX	XXX	XXX	XXX	431	XXX	XXX
12. Totals											(15)	92

**SCHEDULE P - PART 2D - WORKERS' COMPENSATION  
(EXCLUDING EXCESS WORKERS' COMPENSATION)**

1. Prior.....												
2. 2013.....												
3. 2014.....	XXX											
4. 2015.....	XXX	XXX										
5. 2016.....	XXX	XXX	XXX									
6. 2017.....	XXX	XXX	XXX	XXX								
7. 2018.....	XXX	XXX	XXX	XXX	XXX							
8. 2019.....	XXX	XXX	XXX	XXX	XXX	XXX						
9. 2020.....	XXX	XXX	XXX	XXX	XXX	XXX	XXX					
10. 2021.....	XXX	XXX	XXX	XXX	XXX	XXX	XXX	XXX	XXX			XXX
11. 2022.....	XXX	XXX	XXX	XXX	XXX	XXX	XXX	XXX	XXX	XXX		XXX
12. Totals												

**SCHEDULE P - PART 2E - COMMERCIAL MULTIPLE PERIL**

1. Prior.....	412	484	426	340	508	369	369	370	368	368		(2)
2. 2013.....	1,414	1,323	1,459	1,493	1,326	1,316	1,309	1,309	1,309	1,309		
3. 2014.....	XXX	1,019	942	884	915	894	892	895	892	892		(3)
4. 2015.....	XXX	XXX	1,034	996	932	910	934	919	901	901		(18)
5. 2016.....	XXX	XXX	XXX	881	792	724	734	743	782	769	(13)	26
6. 2017.....	XXX	XXX	XXX	XXX	539	284	251	261	263	260	(3)	(1)
7. 2018.....	XXX	XXX	XXX	XXX	XXX	493	399	407	407	407		
8. 2019.....	XXX	XXX	XXX	XXX	XXX	XXX	687	645	658	630	(28)	(15)
9. 2020.....	XXX	XXX	XXX	XXX	XXX	XXX	XXX	160	179	161	(18)	1
10. 2021.....	XXX	XXX	XXX	XXX	XXX	XXX	XXX	XXX	347	372	25	XXX
11. 2022.....	XXX	XXX	XXX	XXX	XXX	XXX	XXX	XXX	XXX	1,014	XXX	XXX
12. Totals											(37)	(12)

ANNUAL STATEMENT FOR THE YEAR 2022 OF THE Mt. Morris Mutual Insurance Company

**SCHEDULE P - PART 2F - SECTION 1 - MEDICAL PROFESSIONAL LIABILITY - OCCURRENCE**

Years in Which Losses Were Incurred	INCURRED NET LOSSES AND DEFENSE AND COST CONTAINMENT EXPENSES REPORTED AT YEAR END (\$000 OMITTED)										DEVELOPMENT	
	1 2013	2 2014	3 2015	4 2016	5 2017	6 2018	7 2019	8 2020	9 2021	10 2022	11 One Year	12 Two Year
1. Prior.....												
2. 2013.....												
3. 2014.....	XXX											
4. 2015.....	XXX	XXX										
5. 2016.....	XXX	XXX	XXX									
6. 2017.....	XXX	XXX	XXX	XXX								
7. 2018.....	XXX	XXX	XXX	XXX	XXX							
8. 2019.....	XXX	XXX	XXX	XXX	XXX	XXX						
9. 2020.....	XXX	XXX	XXX	XXX	XXX	XXX	XXX					
10. 2021.....	XXX	XXX	XXX	XXX	XXX	XXX	XXX	XXX				XXX
11. 2022.....	XXX	XXX	XXX	XXX	XXX	XXX	XXX	XXX	XXX			XXX
12. Totals												

NONE

**SCHEDULE P - PART 2F - SECTION 2 - MEDICAL PROFESSIONAL LIABILITY - CLAIMS-MADE**

Years in Which Losses Were Incurred	INCURRED NET LOSSES AND DEFENSE AND COST CONTAINMENT EXPENSES REPORTED AT YEAR END (\$000 OMITTED)										DEVELOPMENT	
	1 2013	2 2014	3 2015	4 2016	5 2017	6 2018	7 2019	8 2020	9 2021	10 2022	11 One Year	12 Two Year
1. Prior.....												
2. 2013.....												
3. 2014.....	XXX											
4. 2015.....	XXX	XXX										
5. 2016.....	XXX	XXX	XXX									
6. 2017.....	XXX	XXX	XXX	XXX								
7. 2018.....	XXX	XXX	XXX	XXX	XXX							
8. 2019.....	XXX	XXX	XXX	XXX	XXX	XXX						
9. 2020.....	XXX	XXX	XXX	XXX	XXX	XXX	XXX					
10. 2021.....	XXX	XXX	XXX	XXX	XXX	XXX	XXX	XXX				XXX
11. 2022.....	XXX	XXX	XXX	XXX	XXX	XXX	XXX	XXX	XXX			XXX
12. Totals												

NONE

**SCHEDULE P - PART 2G - SPECIAL LIABILITY (OCEAN MARINE, AIRCRAFT (ALL PERILS), BOILER AND MACHINERY)**

Years in Which Losses Were Incurred	INCURRED NET LOSSES AND DEFENSE AND COST CONTAINMENT EXPENSES REPORTED AT YEAR END (\$000 OMITTED)										DEVELOPMENT	
	1 2013	2 2014	3 2015	4 2016	5 2017	6 2018	7 2019	8 2020	9 2021	10 2022	11 One Year	12 Two Year
1. Prior.....												
2. 2013.....												
3. 2014.....	XXX	7	7	7	7	15	15	15	15	15		
4. 2015.....	XXX	XXX										
5. 2016.....	XXX	XXX	XXX	4	1	1	1	7	7	7		
6. 2017.....	XXX	XXX	XXX	XXX		17	17	25	25	25		
7. 2018.....	XXX	XXX	XXX	XXX	XXX		118	1,293	2,345	2,370	25	1,077
8. 2019.....	XXX	XXX	XXX	XXX	XXX	XXX	(9)					
9. 2020.....	XXX	XXX	XXX	XXX	XXX	XXX	XXX	65	131	101	(30)	36
10. 2021.....	XXX	XXX	XXX	XXX	XXX	XXX	XXX	XXX	245	196	(49)	XXX
11. 2022.....	XXX	XXX	XXX	XXX	XXX	XXX	XXX	XXX	XXX	8	XXX	XXX
12. Totals											(54)	1,113

**SCHEDULE P - PART 2H - SECTION 1 - OTHER LIABILITY - OCCURRENCE**

Years in Which Losses Were Incurred	INCURRED NET LOSSES AND DEFENSE AND COST CONTAINMENT EXPENSES REPORTED AT YEAR END (\$000 OMITTED)										DEVELOPMENT	
	1 2013	2 2014	3 2015	4 2016	5 2017	6 2018	7 2019	8 2020	9 2021	10 2022	11 One Year	12 Two Year
1. Prior.....												
2. 2013.....	8	9	9	174	174	174	174	174	174	174		
3. 2014.....	XXX	39	17	17	36	24	24	24	24	24		
4. 2015.....	XXX	XXX	14	21	22	22	20	25	28	24	(4)	(1)
5. 2016.....	XXX	XXX	XXX	44	39	32	31	33	40	31	(9)	(2)
6. 2017.....	XXX	XXX	XXX	XXX	213	42	28	10	10	10		
7. 2018.....	XXX	XXX	XXX	XXX	XXX	6	3	56	55	46	(9)	(10)
8. 2019.....	XXX	XXX	XXX	XXX	XXX	XXX	38	16	26	8	(18)	(8)
9. 2020.....	XXX	XXX	XXX	XXX	XXX	XXX	XXX	16	26	3	(23)	(13)
10. 2021.....	XXX	XXX	XXX	XXX	XXX	XXX	XXX	XXX	110	104	(6)	XXX
11. 2022.....	XXX	XXX	XXX	XXX	XXX	XXX	XXX	XXX	XXX	793	XXX	XXX
12. Totals											(69)	(34)

**SCHEDULE P - PART 2H - SECTION 2 - OTHER LIABILITY - CLAIMS-MADE**

Years in Which Losses Were Incurred	INCURRED NET LOSSES AND DEFENSE AND COST CONTAINMENT EXPENSES REPORTED AT YEAR END (\$000 OMITTED)										DEVELOPMENT	
	1 2013	2 2014	3 2015	4 2016	5 2017	6 2018	7 2019	8 2020	9 2021	10 2022	11 One Year	12 Two Year
1. Prior.....												
2. 2013.....												
3. 2014.....	XXX											
4. 2015.....	XXX	XXX										
5. 2016.....	XXX	XXX	XXX									
6. 2017.....	XXX	XXX	XXX	XXX								
7. 2018.....	XXX	XXX	XXX	XXX	XXX							
8. 2019.....	XXX	XXX	XXX	XXX	XXX	XXX						
9. 2020.....	XXX	XXX	XXX	XXX	XXX	XXX	XXX					
10. 2021.....	XXX	XXX	XXX	XXX	XXX	XXX	XXX	XXX				XXX
11. 2022.....	XXX	XXX	XXX	XXX	XXX	XXX	XXX	XXX	XXX			XXX
12. Totals												

NONE

ANNUAL STATEMENT FOR THE YEAR 2022 OF THE Mt. Morris Mutual Insurance Company  
**SCHEDULE P - PART 2I - SPECIAL PROPERTY (FIRE, ALLIED LINES, INLAND MARINE, EARTHQUAKE, BURGLARY, AND THEFT)**

Years in Which Losses Were Incurred	INCURRED NET LOSSES AND DEFENSE AND COST CONTAINMENT EXPENSES REPORTED AT YEAR END (\$000 OMITTED)										DEVELOPMENT	
	1 2013	2 2014	3 2015	4 2016	5 2017	6 2018	7 2019	8 2020	9 2021	10 2022	11 One Year	12 Two Year
1. Prior.....	XXX	XXX	XXX	XXX	XXX	XXX	XXX	256	223	181	(42)	(75)
2. 2021.....	XXX	XXX	XXX	XXX	XXX	XXX	XXX	XXX	496	477	(19)	XXX
3. 2022.....	XXX	XXX	XXX	XXX	XXX	XXX	XXX	XXX	XXX	469	XXX	XXX
4. Totals											(61)	(75)

**SCHEDULE P - PART 2J - AUTO PHYSICAL DAMAGE**

1. Prior.....	XXX	XXX	XXX	XXX	XXX	XXX	XXX	1,377	662	287	(375)	(1,090)
2. 2021.....	XXX	XXX	XXX	XXX	XXX	XXX	XXX	XXX	3,460	3,215	(245)	XXX
3. 2022.....	XXX	XXX	XXX	XXX	XXX	XXX	XXX	XXX	XXX	3,931	XXX	XXX
4. Totals											(620)	(1,090)

**SCHEDULE P - PART 2K - FIDELITY/SURETY**

1. Prior.....	XXX	XXX	XXX	XXX	XXX	XXX	XXX	XXX	XXX	XXX	XXX	XXX
2. 2021.....	XXX	XXX	XXX	XXX	XXX	XXX	XXX	XXX	XXX	XXX	XXX	XXX
3. 2022.....	XXX	XXX	XXX	XXX	XXX	XXX	XXX	XXX	XXX	XXX	XXX	XXX
4. Totals												

**NONE**

**SCHEDULE P - PART 2L - OTHER (INCLUDING CREDIT, ACCIDENT AND HEALTH)**

1. Prior.....	XXX	XXX	XXX	XXX	XXX	XXX	XXX	XXX	XXX	XXX	XXX	XXX
2. 2021.....	XXX	XXX	XXX	XXX	XXX	XXX	XXX	XXX	XXX	XXX	XXX	XXX
3. 2022.....	XXX	XXX	XXX	XXX	XXX	XXX	XXX	XXX	XXX	XXX	XXX	XXX
4. Totals												

**NONE**

**SCHEDULE P - PART 2M - INTERNATIONAL**

1. Prior.....												
2. 2013.....												
3. 2014.....	XXX											
4. 2015.....	XXX	XXX										
5. 2016.....	XXX	XXX	XXX									
6. 2017.....	XXX	XXX	XXX	XXX								
7. 2018.....	XXX	XXX	XXX	XXX	XXX							
8. 2019.....	XXX	XXX	XXX	XXX	XXX	XXX						
9. 2020.....	XXX	XXX	XXX	XXX	XXX	XXX	XXX					
10. 2021.....	XXX	XXX	XXX	XXX	XXX	XXX	XXX	XXX				XXX
11. 2022.....	XXX	XXX	XXX	XXX	XXX	XXX	XXX	XXX	XXX		XXX	XXX
12. Totals												

**NONE**

Schedule P - Part 2N - Reinsurance - Nonproportional Assumed Property

**N O N E**

Schedule P - Part 2O - Reinsurance - Nonproportional Assumed Liability

**N O N E**

Schedule P - Part 2P - Reinsurance - Nonproportional Assumed Financial Lines

**N O N E**

Schedule P - Part 2R - Section 1 - Products Liability - Occurrence

**N O N E**

Schedule P - Part 2R - Section 2 - Products Liability - Claims-Made

**N O N E**

Schedule P - Part 2S - Financial Guaranty/Mortgage Guaranty

**N O N E**

Schedule P - Part 2T - Warranty

**N O N E**

ANNUAL STATEMENT FOR THE YEAR 2022 OF THE Mt. Morris Mutual Insurance Company

**SCHEDULE P - PART 3A - HOMEOWNERS/FAROWNERS**

Years in Which Losses Were Incurred	CUMULATIVE PAID NET LOSSES AND DEFENSE AND COST CONTAINMENT EXPENSES REPORTED AT YEAR END (\$000 OMITTED)										11 Number of Claims Closed With Loss Payment	12 Number of Claims Closed Without Loss Payment
	1	2	3	4	5	6	7	8	9	10		
	2013	2014	2015	2016	2017	2018	2019	2020	2021	2022		
1. Prior.....	000.....	568.....	552.....	546.....	545.....	538.....	537.....	586.....	585.....	585.....	15.....	.....
2. 2013.....	4,831.....	5,927.....	6,013.....	6,291.....	6,548.....	6,587.....	6,587.....	6,587.....	6,583.....	6,583.....	534.....	303.....
3. 2014.....	XXX.....	5,837.....	7,101.....	7,657.....	7,672.....	7,690.....	7,690.....	7,690.....	7,690.....	7,690.....	650.....	376.....
4. 2015.....	XXX.....	XXX.....	3,771.....	4,767.....	4,872.....	4,871.....	4,868.....	4,867.....	4,866.....	4,865.....	471.....	290.....
5. 2016.....	XXX.....	XXX.....	XXX.....	3,204.....	3,924.....	4,067.....	4,146.....	4,030.....	4,053.....	4,068.....	512.....	290.....
6. 2017.....	XXX.....	XXX.....	XXX.....	XXX.....	5,926.....	6,928.....	7,023.....	6,992.....	7,037.....	7,036.....	873.....	433.....
7. 2018.....	XXX.....	XXX.....	XXX.....	XXX.....	XXX.....	6,005.....	7,104.....	7,392.....	7,744.....	7,742.....	864.....	391.....
8. 2019.....	XXX.....	XXX.....	XXX.....	XXX.....	XXX.....	XXX.....	8,304.....	9,297.....	9,234.....	9,226.....	916.....	477.....
9. 2020.....	XXX.....	XXX.....	XXX.....	XXX.....	XXX.....	XXX.....	XXX.....	5,754.....	7,339.....	7,412.....	530.....	257.....
10. 2021.....	XXX.....	XXX.....	XXX.....	XXX.....	XXX.....	XXX.....	XXX.....	XXX.....	7,283.....	9,475.....	823.....	308.....
11. 2022.....	XXX.....	XXX.....	XXX.....	XXX.....	XXX.....	XXX.....	XXX.....	XXX.....	XXX.....	8,939.....	651.....	203.....

**SCHEDULE P - PART 3B - PRIVATE PASSENGER AUTO LIABILITY/MEDICAL**

1. Prior.....	000.....	3.....	63.....	62.....	62.....	62.....	62.....	62.....	62.....	62.....	1.....	.....
2. 2013.....	126.....	157.....	157.....	247.....	262.....	262.....	262.....	262.....	262.....	262.....	22.....	3.....
3. 2014.....	XXX.....	151.....	182.....	186.....	246.....	246.....	246.....	246.....	246.....	246.....	21.....	8.....
4. 2015.....	XXX.....	XXX.....	264.....	416.....	489.....	487.....	487.....	487.....	487.....	487.....	33.....	30.....
5. 2016.....	XXX.....	XXX.....	XXX.....	250.....	283.....	283.....	285.....	384.....	384.....	384.....	42.....	17.....
6. 2017.....	XXX.....	XXX.....	XXX.....	XXX.....	242.....	524.....	562.....	572.....	633.....	633.....	64.....	28.....
7. 2018.....	XXX.....	XXX.....	XXX.....	XXX.....	XXX.....	357.....	403.....	689.....	754.....	859.....	117.....	27.....
8. 2019.....	XXX.....	XXX.....	XXX.....	XXX.....	XXX.....	XXX.....	465.....	547.....	562.....	730.....	142.....	24.....
9. 2020.....	XXX.....	XXX.....	XXX.....	XXX.....	XXX.....	XXX.....	XXX.....	576.....	772.....	1,060.....	113.....	22.....
10. 2021.....	XXX.....	XXX.....	XXX.....	XXX.....	XXX.....	XXX.....	XXX.....	XXX.....	1,004.....	1,496.....	102.....	21.....
11. 2022.....	XXX.....	XXX.....	XXX.....	XXX.....	XXX.....	XXX.....	XXX.....	XXX.....	XXX.....	1,701.....	92.....	5.....

**SCHEDULE P - PART 3C - COMMERCIAL AUTO/TRUCK LIABILITY/MEDICAL**

1. Prior.....	000.....	13.....	60.....	60.....	60.....	60.....	60.....	60.....	60.....	60.....	1.....	.....
2. 2013.....	9.....	12.....	12.....	12.....	12.....	12.....	12.....	12.....	12.....	12.....	1.....	2.....
3. 2014.....	XXX.....	12.....	18.....	18.....	18.....	18.....	18.....	18.....	18.....	18.....	4.....	.....
4. 2015.....	XXX.....	XXX.....	25.....	25.....	25.....	25.....	25.....	25.....	25.....	25.....	5.....	2.....
5. 2016.....	XXX.....	XXX.....	XXX.....	12.....	12.....	12.....	12.....	12.....	12.....	12.....	.....	1.....
6. 2017.....	XXX.....	XXX.....	XXX.....	XXX.....	9.....	9.....	16.....	16.....	16.....	16.....	4.....	.....
7. 2018.....	XXX.....	XXX.....	XXX.....	XXX.....	XXX.....	54.....	66.....	66.....	66.....	66.....	1.....	.....
8. 2019.....	XXX.....	XXX.....	XXX.....	XXX.....	XXX.....	XXX.....	29.....	29.....	29.....	144.....	1.....	.....
9. 2020.....	XXX.....	XXX.....	XXX.....	XXX.....	XXX.....	XXX.....	XXX.....	4.....	26.....	26.....	6.....	.....
10. 2021.....	XXX.....	XXX.....	XXX.....	XXX.....	XXX.....	XXX.....	XXX.....	XXX.....	21.....	32.....	3.....	2.....
11. 2022.....	XXX.....	XXX.....	XXX.....	XXX.....	XXX.....	XXX.....	XXX.....	XXX.....	XXX.....	300.....	7.....	.....

**SCHEDULE P - PART 3D - WORKERS' COMPENSATION  
(EXCLUDING EXCESS WORKERS' COMPENSATION)**

1. Prior.....	000.....	.....	.....	.....	.....	.....	.....	.....	.....	.....	.....	.....
2. 2013.....	.....	.....	.....	.....	.....	.....	.....	.....	.....	.....	.....	.....
3. 2014.....	XXX.....	.....	.....	.....	.....	.....	.....	.....	.....	.....	.....	.....
4. 2015.....	XXX.....	XXX.....	.....	.....	.....	.....	.....	.....	.....	.....	.....	.....
5. 2016.....	XXX.....	XXX.....	XXX.....	.....	.....	.....	.....	.....	.....	.....	.....	.....
6. 2017.....	XXX.....	XXX.....	XXX.....	XXX.....	.....	.....	.....	.....	.....	.....	.....	.....
7. 2018.....	XXX.....	XXX.....	XXX.....	XXX.....	XXX.....	.....	.....	.....	.....	.....	.....	.....
8. 2019.....	XXX.....	XXX.....	XXX.....	XXX.....	XXX.....	XXX.....	.....	.....	.....	.....	.....	.....
9. 2020.....	XXX.....	XXX.....	XXX.....	XXX.....	XXX.....	XXX.....	XXX.....	.....	.....	.....	.....	.....
10. 2021.....	XXX.....	XXX.....	XXX.....	XXX.....	XXX.....	XXX.....	XXX.....	XXX.....	.....	.....	.....	.....
11. 2022.....	XXX.....	XXX.....	XXX.....	XXX.....	XXX.....	XXX.....	XXX.....	XXX.....	XXX.....	.....	.....	.....

**NONE**

**SCHEDULE P - PART 3E - COMMERCIAL MULTIPLE PERIL**

1. Prior.....	000.....	234.....	353.....	332.....	372.....	369.....	369.....	369.....	368.....	368.....	4.....	.....
2. 2013.....	1,033.....	1,106.....	1,142.....	1,190.....	1,308.....	1,309.....	1,309.....	1,309.....	1,309.....	1,309.....	48.....	50.....
3. 2014.....	XXX.....	739.....	855.....	856.....	892.....	892.....	892.....	892.....	892.....	892.....	52.....	56.....
4. 2015.....	XXX.....	XXX.....	635.....	842.....	847.....	847.....	896.....	901.....	901.....	901.....	33.....	27.....
5. 2016.....	XXX.....	XXX.....	XXX.....	600.....	672.....	666.....	692.....	724.....	739.....	765.....	32.....	27.....
6. 2017.....	XXX.....	XXX.....	XXX.....	XXX.....	260.....	244.....	250.....	259.....	260.....	260.....	32.....	30.....
7. 2018.....	XXX.....	XXX.....	XXX.....	XXX.....	XXX.....	362.....	378.....	407.....	407.....	407.....	26.....	35.....
8. 2019.....	XXX.....	XXX.....	XXX.....	XXX.....	XXX.....	XXX.....	461.....	538.....	531.....	630.....	37.....	36.....
9. 2020.....	XXX.....	XXX.....	XXX.....	XXX.....	XXX.....	XXX.....	XXX.....	64.....	112.....	123.....	21.....	21.....
10. 2021.....	XXX.....	XXX.....	XXX.....	XXX.....	XXX.....	XXX.....	XXX.....	XXX.....	161.....	370.....	31.....	17.....
11. 2022.....	XXX.....	XXX.....	XXX.....	XXX.....	XXX.....	XXX.....	XXX.....	XXX.....	XXX.....	782.....	28.....	14.....

ANNUAL STATEMENT FOR THE YEAR 2022 OF THE Mt. Morris Mutual Insurance Company

**SCHEDULE P - PART 3F - SECTION 1 - MEDICAL PROFESSIONAL LIABILITY - OCCURRENCE**

Years in Which Losses Were Incurred	CUMULATIVE PAID NET LOSSES AND DEFENSE AND COST CONTAINMENT EXPENSES REPORTED AT YEAR END (\$000 OMITTED)										11 Number of Claims Closed With Loss Payment	12 Number of Claims Closed Without Loss Payment	
	1	2	3	4	5	6	7	8	9	10			
	2013	2014	2015	2016	2017	2018	2019	2020	2021	2022			
1. Prior.....	000.....												
2. 2013.....													
3. 2014.....	XXX.....												
4. 2015.....	XXX.....	XXX.....											
5. 2016.....	XXX.....	XXX.....	XXX.....										
6. 2017.....	XXX.....	XXX.....	XXX.....	XXX.....									
7. 2018.....	XXX.....	XXX.....	XXX.....	XXX.....	XXX.....								
8. 2019.....	XXX.....	XXX.....	XXX.....	XXX.....	XXX.....	XXX.....							
9. 2020.....	XXX.....	XXX.....	XXX.....	XXX.....	XXX.....	XXX.....	XXX.....						
10. 2021.....	XXX.....	XXX.....	XXX.....	XXX.....	XXX.....	XXX.....	XXX.....	XXX.....					
11. 2022.....	XXX.....	XXX.....	XXX.....	XXX.....	XXX.....	XXX.....	XXX.....	XXX.....	XXX.....				

NONE

**SCHEDULE P - PART 3F - SECTION 2 - MEDICAL PROFESSIONAL LIABILITY - CLAIMS-MADE**

1. Prior.....	000.....												
2. 2013.....													
3. 2014.....	XXX.....												
4. 2015.....	XXX.....	XXX.....											
5. 2016.....	XXX.....	XXX.....	XXX.....										
6. 2017.....	XXX.....	XXX.....	XXX.....	XXX.....									
7. 2018.....	XXX.....	XXX.....	XXX.....	XXX.....	XXX.....								
8. 2019.....	XXX.....	XXX.....	XXX.....	XXX.....	XXX.....	XXX.....							
9. 2020.....	XXX.....	XXX.....	XXX.....	XXX.....	XXX.....	XXX.....	XXX.....						
10. 2021.....	XXX.....	XXX.....	XXX.....	XXX.....	XXX.....	XXX.....	XXX.....	XXX.....					
11. 2022.....	XXX.....	XXX.....	XXX.....	XXX.....	XXX.....	XXX.....	XXX.....	XXX.....	XXX.....				

NONE

**SCHEDULE P - PART 3G - SPECIAL LIABILITY (OCEAN MARINE, AIRCRAFT (ALL PERILS), BOILER AND MACHINERY)**

1. Prior.....	000.....											XXX.....	XXX.....
2. 2013.....												XXX.....	XXX.....
3. 2014.....	XXX.....	7.....	7.....	7.....	7.....	15.....	15.....	15.....	15.....	15.....	15.....	XXX.....	XXX.....
4. 2015.....	XXX.....	XXX.....										XXX.....	XXX.....
5. 2016.....	XXX.....	XXX.....	XXX.....	1.....	1.....	1.....	1.....	7.....	7.....	7.....	7.....	XXX.....	XXX.....
6. 2017.....	XXX.....	XXX.....	XXX.....	XXX.....		17.....	17.....	25.....	25.....	25.....	25.....	XXX.....	XXX.....
7. 2018.....	XXX.....	XXX.....	XXX.....	XXX.....	XXX.....		(2).....	28.....	2,334.....	2,357.....	2,357.....	XXX.....	XXX.....
8. 2019.....	XXX.....	XXX.....	XXX.....	XXX.....	XXX.....	XXX.....	(9).....					XXX.....	XXX.....
9. 2020.....	XXX.....	XXX.....	XXX.....	XXX.....	XXX.....	XXX.....	XXX.....	65.....	101.....	101.....	101.....	XXX.....	XXX.....
10. 2021.....	XXX.....	XXX.....	XXX.....	XXX.....	XXX.....	XXX.....	XXX.....	XXX.....	196.....	196.....	196.....	XXX.....	XXX.....
11. 2022.....	XXX.....	XXX.....	XXX.....	XXX.....	XXX.....	XXX.....	XXX.....	XXX.....	XXX.....	XXX.....	XXX.....	XXX.....	XXX.....

**SCHEDULE P - PART 3H - SECTION 1 - OTHER LIABILITY - OCCURRENCE**

1. Prior.....	000.....	1.....	1.....	1.....	1.....	1.....	1.....	1.....	1.....	1.....	1.....		
2. 2013.....	2.....	9.....	9.....	174.....	174.....	174.....	174.....	174.....	174.....	174.....	174.....	7.....	3.....
3. 2014.....	XXX.....	2.....	11.....	11.....	16.....	24.....	24.....	24.....	24.....	24.....	24.....	5.....	5.....
4. 2015.....	XXX.....	XXX.....	4.....	15.....	18.....	20.....	20.....	24.....	24.....	24.....	24.....	61.....	104.....
5. 2016.....	XXX.....	XXX.....	XXX.....	27.....	30.....	31.....	31.....	31.....	31.....	31.....	31.....	51.....	98.....
6. 2017.....	XXX.....	XXX.....	XXX.....	XXX.....	3.....	5.....	8.....	10.....	10.....	10.....	10.....	53.....	98.....
7. 2018.....	XXX.....	XXX.....	XXX.....	XXX.....	XXX.....	3.....	3.....	46.....	46.....	46.....	46.....	52.....	111.....
8. 2019.....	XXX.....	XXX.....	XXX.....	XXX.....	XXX.....	XXX.....		4.....	8.....	8.....	8.....	40.....	90.....
9. 2020.....	XXX.....	XXX.....	XXX.....	XXX.....	XXX.....	XXX.....	XXX.....		3.....	3.....	3.....	26.....	74.....
10. 2021.....	XXX.....	XXX.....	XXX.....	XXX.....	XXX.....	XXX.....	XXX.....	XXX.....	52.....	102.....	102.....	5.....	7.....
11. 2022.....	XXX.....	XXX.....	XXX.....	XXX.....	XXX.....	XXX.....	XXX.....	XXX.....	XXX.....	XXX.....	21.....		

**SCHEDULE P - PART 3H - SECTION 2 - OTHER LIABILITY - CLAIMS-MADE**

1. Prior.....	000.....												
2. 2013.....													
3. 2014.....	XXX.....												
4. 2015.....	XXX.....	XXX.....											
5. 2016.....	XXX.....	XXX.....	XXX.....										
6. 2017.....	XXX.....	XXX.....	XXX.....	XXX.....									
7. 2018.....	XXX.....	XXX.....	XXX.....	XXX.....	XXX.....								
8. 2019.....	XXX.....	XXX.....	XXX.....	XXX.....	XXX.....	XXX.....							
9. 2020.....	XXX.....	XXX.....	XXX.....	XXX.....	XXX.....	XXX.....	XXX.....						
10. 2021.....	XXX.....	XXX.....	XXX.....	XXX.....	XXX.....	XXX.....	XXX.....	XXX.....					
11. 2022.....	XXX.....	XXX.....	XXX.....	XXX.....	XXX.....	XXX.....	XXX.....	XXX.....	XXX.....				

NONE



ANNUAL STATEMENT FOR THE YEAR 2022 OF THE Mt. Morris Mutual Insurance Company  
**SCHEDULE P - PART 3I - SPECIAL PROPERTY (FIRE, ALLIED LINES, INLAND MARINE, EARTHQUAKE, BURGLARY, AND THEFT)**

Years in Which Losses Were Incurred	CUMULATIVE PAID NET LOSSES AND DEFENSE AND COST CONTAINMENT EXPENSES REPORTED AT YEAR END (\$000 OMITTED)										11 Number of Claims Closed With Loss Payment	12 Number of Claims Closed Without Loss Payment
	1	2	3	4	5	6	7	8	9	10		
	2013	2014	2015	2016	2017	2018	2019	2020	2021	2022		
1. Prior.....	XXX	XXX	XXX	XXX	XXX	XXX	XXX	000	180	179	XXX	XXX
2. 2021.....	XXX	XXX	XXX	XXX	XXX	XXX	XXX	XXX	322	429	XXX	XXX
3. 2022.....	XXX	XXX	XXX	XXX	XXX	XXX	XXX	XXX	XXX	369	XXX	XXX

**SCHEDULE P - PART 3J - AUTO PHYSICAL DAMAGE**

1. Prior.....	XXX	XXX	XXX	XXX	XXX	XXX	XXX	000	273	276		
2. 2021.....	XXX	XXX	XXX	XXX	XXX	XXX	XXX	XXX	3,035	3,214	975	170
3. 2022.....	XXX	XXX	XXX	XXX	XXX	XXX	XXX	XXX	XXX	3,541	1,002	129

**SCHEDULE P - PART 3K - FIDELITY/SURETY**

1. Prior.....	XXX	XXX	XXX	XXX	XXX	XXX	XXX	000			XXX	XXX
2. 2021.....	XXX	XXX	XXX	XXX	XXX	XXX	XXX	XXX			XXX	XXX
3. 2022.....	XXX	XXX	XXX	XXX	XXX	XXX	XXX	XXX	XXX		XXX	XXX

**NONE**

**SCHEDULE P - PART 3L - OTHER (INCLUDING CREDIT, ACCIDENT AND HEALTH)**

1. Prior.....	XXX	XXX	XXX	XXX	XXX	XXX	XXX	000			XXX	XXX
2. 2021.....	XXX	XXX	XXX	XXX	XXX	XXX	XXX	XXX			XXX	XXX
3. 2022.....	XXX	XXX	XXX	XXX	XXX	XXX	XXX	XXX	XXX		XXX	XXX

**NONE**

**SCHEDULE P - PART 3M - INTERNATIONAL**

1. Prior.....	000										XXX	XXX
2. 2013.....											XXX	XXX
3. 2014.....	XXX										XXX	XXX
4. 2015.....	XXX	XXX									XXX	XXX
5. 2016.....	XXX	XXX	XXX								XXX	XXX
6. 2017.....	XXX	XXX	XXX	XXX							XXX	XXX
7. 2018.....	XXX	XXX	XXX	XXX	XXX						XXX	XXX
8. 2019.....	XXX	XXX	XXX	XXX	XXX	XXX					XXX	XXX
9. 2020.....	XXX	XXX	XXX	XXX	XXX	XXX	XXX				XXX	XXX
10. 2021.....	XXX	XXX	XXX	XXX	XXX	XXX	XXX	XXX			XXX	XXX
11. 2022.....	XXX	XXX	XXX	XXX	XXX	XXX	XXX	XXX	XXX		XXX	XXX

**NONE**

Schedule P - Part 3N - Reinsurance - Nonproportional Assumed Property

**N O N E**

Schedule P - Part 3O - Reinsurance - Nonproportional Assumed Liability

**N O N E**

Schedule P - Part 3P - Reinsurance - Nonproportional Assumed Financial Lines

**N O N E**

Schedule P - Part 3R - Section 1 - Product Liability - Occurrence

**N O N E**

Schedule P - Part 3R - Section 2 - Product Liability - Claims-Made

**N O N E**

Schedule P - Part 3S - Financial Guaranty/Mortgage Guaranty

**N O N E**

Schedule P - Part 3T - Warranty

**N O N E**

ANNUAL STATEMENT FOR THE YEAR 2022 OF THE Mt. Morris Mutual Insurance Company

**SCHEDULE P - PART 4A - HOMEOWNERS/FAROWNERS**

Years in Which Losses Were Incurred	BULK AND IBNR RESERVES ON NET LOSSES AND DEFENSE AND COST CONTAINMENT EXPENSES REPORTED AT YEAR END (\$000 OMITTED)									
	1	2	3	4	5	6	7	8	9	10
	2013	2014	2015	2016	2017	2018	2019	2020	2021	2022
1. Prior.....	41	78	38	10	26		1			
2. 2013.....	356	144	61	68	24	12		2		
3. 2014.....	XXX	310	122	34	44	13			1	
4. 2015.....	XXX	XXX	320	179	47	75				
5. 2016.....	XXX	XXX	XXX	436	206	66	40	13	22	
6. 2017.....	XXX	XXX	XXX	XXX	497	274	146	56	14	
7. 2018.....	XXX	XXX	XXX	XXX	XXX	755	296	53	15	
8. 2019.....	XXX	XXX	XXX	XXX	XXX	XXX	815	250		
9. 2020.....	XXX	XXX	XXX	XXX	XXX	XXX	XXX	770	307	
10. 2021.....	XXX	XXX	XXX	XXX	XXX	XXX	XXX	XXX	832	
11. 2022.....	XXX	XXX	XXX	XXX	XXX	XXX	XXX	XXX	XXX	272

**SCHEDULE P - PART 4B - PRIVATE PASSENGER AUTO LIABILITY/MEDICAL**

1. Prior.....										
2. 2013.....										
3. 2014.....	XXX									
4. 2015.....	XXX	XXX								
5. 2016.....	XXX	XXX	XXX				10			
6. 2017.....	XXX	XXX	XXX	XXX			6		1	
7. 2018.....	XXX	XXX	XXX	XXX	XXX		59	84	94	
8. 2019.....	XXX	XXX	XXX	XXX	XXX	XXX	115	44	28	
9. 2020.....	XXX	XXX	XXX	XXX	XXX	XXX	XXX	53	21	
10. 2021.....	XXX	XXX	XXX	XXX	XXX	XXX	XXX	XXX	70	
11. 2022.....	XXX	XXX	XXX	XXX	XXX	XXX	XXX	XXX	XXX	660

**SCHEDULE P - PART 4C - COMMERCIAL AUTO/TRUCK LIABILITY/MEDICAL**

1. Prior.....										
2. 2013.....										
3. 2014.....	XXX									
4. 2015.....	XXX	XXX								
5. 2016.....	XXX	XXX	XXX							
6. 2017.....	XXX	XXX	XXX	XXX						
7. 2018.....	XXX	XXX	XXX	XXX	XXX					
8. 2019.....	XXX	XXX	XXX	XXX	XXX	XXX				
9. 2020.....	XXX	XXX	XXX	XXX	XXX	XXX	XXX			
10. 2021.....	XXX	XXX	XXX	XXX	XXX	XXX	XXX	XXX		
11. 2022.....	XXX	XXX	XXX	XXX	XXX	XXX	XXX	XXX	XXX	31

**SCHEDULE P - PART 4D - WORKERS' COMPENSATION  
(EXCLUDING EXCESS WORKERS' COMPENSATION)**

1. Prior.....										
2. 2013.....										
3. 2014.....	XXX									
4. 2015.....	XXX	XXX								
5. 2016.....	XXX	XXX	XXX							
6. 2017.....	XXX	XXX	XXX	XXX						
7. 2018.....	XXX	XXX	XXX	XXX	XXX					
8. 2019.....	XXX	XXX	XXX	XXX	XXX	XXX				
9. 2020.....	XXX	XXX	XXX	XXX	XXX	XXX	XXX			
10. 2021.....	XXX	XXX	XXX	XXX	XXX	XXX	XXX	XXX		
11. 2022.....	XXX	XXX	XXX	XXX	XXX	XXX	XXX	XXX	XXX	

NONE

**SCHEDULE P - PART 4E - COMMERCIAL MULTIPLE PERIL**

1. Prior.....	21	42	20	6	14			1		
2. 2013.....	195	75	32	36	12	2				
3. 2014.....	XXX	163	64	18	23	2		3		
4. 2015.....	XXX	XXX	169	94	25	13	10	18		
5. 2016.....	XXX	XXX	XXX	229	109	12	8	17	38	
6. 2017.....	XXX	XXX	XXX	XXX	262	35		3		
7. 2018.....	XXX	XXX	XXX	XXX	XXX	93	21			
8. 2019.....	XXX	XXX	XXX	XXX	XXX	XXX	105	39	24	
9. 2020.....	XXX	XXX	XXX	XXX	XXX	XXX	XXX	65	35	
10. 2021.....	XXX	XXX	XXX	XXX	XXX	XXX	XXX	XXX	84	
11. 2022.....	XXX	XXX	XXX	XXX	XXX	XXX	XXX	XXX	XXX	57

ANNUAL STATEMENT FOR THE YEAR 2022 OF THE Mt. Morris Mutual Insurance Company

**SCHEDULE P - PART 4F - SECTION 1 - MEDICAL PROFESSIONAL LIABILITY - OCCURRENCE**

Years in Which Losses Were Incurred	BULK AND IBNR RESERVES ON NET LOSSES AND DEFENSE AND COST CONTAINMENT EXPENSES REPORTED AT YEAR END (\$000 OMITTED)									
	1	2	3	4	5	6	7	8	9	10
	2013	2014	2015	2016	2017	2018	2019	2020	2021	2022
1. Prior.....										
2. 2013.....										
3. 2014.....	XXX									
4. 2015.....	XXX	XXX								
5. 2016.....	XXX	XXX	XX							
6. 2017.....	XXX	XXX	XX	XX						
7. 2018.....	XXX	XXX	XX	XXX	XX					
8. 2019.....	XXX	XXX	XXX	XXX	XXX	XXX				
9. 2020.....	XXX	XXX	XXX	XXX	XXX	XXX	XXX			
10. 2021.....	XXX	XXX	XXX	XXX	XXX	XXX	XXX	XXX		
11. 2022.....	XXX	XXX	XXX	XXX	XXX	XXX	XXX	XXX	XXX	

NONE

**SCHEDULE P - PART 4F - SECTION 2 - MEDICAL PROFESSIONAL LIABILITY - CLAIMS-MADE**

1. Prior.....										
2. 2013.....										
3. 2014.....	XXX									
4. 2015.....	XXX	XXX								
5. 2016.....	XXX	XXX	XXX							
6. 2017.....	XXX	XXX	XX	XX						
7. 2018.....	XXX	XXX	XX	XX	XX					
8. 2019.....	XXX	XXX	XX	XX	XX	XX				
9. 2020.....	XXX	XXX	XX	XXX	XXX	XXX	XXX			
10. 2021.....	XXX	XXX	XXX	XXX	XXX	XXX	XXX	XXX		
11. 2022.....	XXX	XXX	XXX	XXX	XXX	XXX	XXX	XXX	XXX	

NONE

**SCHEDULE P - PART 4G - SPECIAL LIABILITY (OCEAN MARINE, AIRCRAFT (ALL PERILS), BOILER AND MACHINERY)**

1. Prior.....										
2. 2013.....										
3. 2014.....	XXX									
4. 2015.....	XXX	XXX								
5. 2016.....	XXX	XXX	XXX							
6. 2017.....	XXX	XXX	XXX	XXX						
7. 2018.....	XXX	XXX	XXX	XXX	XXX			104		
8. 2019.....	XXX	XXX	XXX	XXX	XXX	XXX				
9. 2020.....	XXX	XXX	XXX	XXX	XXX	XXX	XXX			30
10. 2021.....	XXX	XXX	XXX	XXX	XXX	XXX	XXX	XXX		49
11. 2022.....	XXX	XXX	XXX	XXX	XXX	XXX	XXX	XXX	XXX	8

**SCHEDULE P - PART 4H - SECTION 1 - OTHER LIABILITY - OCCURRENCE**

1. Prior.....										
2. 2013.....										
3. 2014.....	XXX									
4. 2015.....	XXX	XXX		5	2	1				3
5. 2016.....	XXX	XXX	XXX	4	7	1		1		6
6. 2017.....	XXX	XXX	XXX	XXX	2	2				
7. 2018.....	XXX	XXX	XXX	XXX	XXX	2		6		6
8. 2019.....	XXX	XXX	XXX	XXX	XXX	XXX	4	7		12
9. 2020.....	XXX	XXX	XXX	XXX	XXX	XXX	XXX	9		15
10. 2021.....	XXX	XXX	XXX	XXX	XXX	XXX	XXX	XXX		6
11. 2022.....	XXX	XXX	XXX	XXX	XXX	XXX	XXX	XXX	XXX	97

**SCHEDULE P - PART 4H - SECTION 2 - OTHER LIABILITY - CLAIMS-MADE**

1. Prior.....										
2. 2013.....										
3. 2014.....	XXX									
4. 2015.....	XXX	XXX								
5. 2016.....	XXX	XXX	XXX							
6. 2017.....	XXX	XXX	XX	XX						
7. 2018.....	XXX	XXX	XX	XX	XX					
8. 2019.....	XXX	XXX	XX	XX	XX	XX				
9. 2020.....	XXX	XXX	XX	XXX	XXX	XXX	XXX			
10. 2021.....	XXX	XXX	XXX	XXX	XXX	XXX	XXX	XXX		
11. 2022.....	XXX	XXX	XXX	XXX	XXX	XXX	XXX	XXX	XXX	

NONE

ANNUAL STATEMENT FOR THE YEAR 2022 OF THE Mt. Morris Mutual Insurance Company  
**SCHEDULE P - PART 4I - SPECIAL PROPERTY (FIRE, ALLIED LINES, INLAND MARINE, EARTHQUAKE, BURGLARY, AND THEFT)**

Years in Which Losses Were Incurred	BULK AND IBNR RESERVES ON NET LOSSES AND DEFENSE AND COST CONTAINMENT EXPENSES REPORTED AT YEAR END (\$000 OMITTED)									
	1	2	3	4	5	6	7	8	9	10
	2013	2014	2015	2016	2017	2018	2019	2020	2021	2022
1. Prior.....	XXX	XXX	XXX	XXX	XXX	XXX	XXX	98	40	
2. 2021.....	XXX	XXX	XXX	XXX	XXX	XXX	XXX	XXX	73	
3. 2022	XXX	XXX	XXX	XXX	XXX	XXX	XXX	XXX	XXX	24

**SCHEDULE P - PART 4J - AUTO PHYSICAL DAMAGE**

1. Prior.....	XXX	XXX	XXX	XXX	XXX	XXX	XXX	115	21	
2. 2021.....	XXX	XXX	XXX	XXX	XXX	XXX	XXX	XXX	81	
3. 2022	XXX	XXX	XXX	XXX	XXX	XXX	XXX	XXX	XXX	203

**SCHEDULE P - PART 4K - FIDELITY/SURETY**

1. Prior.....	XXX	XXX	XXX	XXX	XXX	XXX	XXX			
2. 2021.....	XXX	XXX	XXX	XXX	XXX	XXX	XXX	XXX		
3. 2022	XXX	XXX	XXX	XXX	XXX	XXX	XXX	XXX	XXX	

**NONE**

**SCHEDULE P - PART 4L - OTHER (INCLUDING CREDIT, ACCIDENT AND HEALTH)**

1. Prior.....	XXX	XXX	XXX	XXX	XXX	XXX	XXX			
2. 2021.....	XXX	XXX	XXX	XXX	XXX	XXX	XXX	XXX		
3. 2022	XXX	XXX	XXX	XXX	XXX	XXX	XXX	XXX	XXX	

**NONE**

**SCHEDULE P - PART 4M - INTERNATIONAL**

1. Prior.....										
2. 2013.....										
3. 2014.....	XXX									
4. 2015.....	XXX	XXX								
5. 2016.....	XXX	XXX	XXX							
6. 2017.....	XXX	XXX	XXX	XXX						
7. 2018.....	XXX	XXX	XXX	XXX	XXX					
8. 2019.....	XXX	XXX	XXX	XXX	XXX	XXX				
9. 2020.....	XXX	XXX	XXX	XXX	XXX	XXX	XXX			
10. 2021.....	XXX	XXX	XXX	XXX	XXX	XXX	XXX	XXX		
11. 2022	XXX	XXX	XXX	XXX	XXX	XXX	XXX	XXX	XXX	

**NONE**

Schedule P - Part 4N - Reinsurance - Nonproportional Assumed Property

**N O N E**

Schedule P - Part 4O - Reinsurance - Nonproportional Assumed Liability

**N O N E**

Schedule P - Part 4P - Reinsurance - Nonproportional Assumed Financial Lines

**N O N E**

Schedule P - Part 4R - Section 1 - Products Liability - Occurrence

**N O N E**

Schedule P - Part 4R - Section 2 - Products Liability - Claims-Made

**N O N E**

Schedule P - Part 4S - Financial Guaranty/Mortgage Guaranty

**N O N E**

Schedule P - Part 4T - Warranty

**N O N E**

ANNUAL STATEMENT FOR THE YEAR 2022 OF THE Mt. Morris Mutual Insurance Company  
**SCHEDULE P - PART 5A - HOMEOWNERS/FARMOWNERS**  
**SECTION 1**

Years in Which Premiums Were Earned and Losses Were Incurred	CUMULATIVE NUMBER OF CLAIMS CLOSED WITH LOSS PAYMENT DIRECT AND ASSUMED AT YEAR END									
	1	2	3	4	5	6	7	8	9	10
	2013	2014	2015	2016	2017	2018	2019	2020	2021	2022
1. Prior.....	148	10	3	1				1		
2. 2013.....	426	526	529	531	532	534	534	534	534	534
3. 2014.....	XXX	505	641	648	649	650	650	650	650	650
4. 2015.....	XXX	XXX	374	469	471	471	471	471	471	471
5. 2016.....	XXX	XXX	XXX	411	503	510	511	511	512	512
6. 2017.....	XXX	XXX	XXX	XXX	671	854	868	871	872	873
7. 2018.....	XXX	XXX	XXX	XXX	XXX	663	851	861	864	864
8. 2019.....	XXX	XXX	XXX	XXX	XXX	XXX	722	908	916	916
9. 2020.....	XXX	XXX	XXX	XXX	XXX	XXX	XXX	422	523	530
10. 2021.....	XXX	XXX	XXX	XXX	XXX	XXX	XXX	XXX	462	823
11. 2022	XXX	XXX	XXX	XXX	XXX	XXX	XXX	XXX	XXX	651

**SECTION 2**

Years in Which Premiums Were Earned and Losses Were Incurred	NUMBER OF CLAIMS OUTSTANDING DIRECT AND ASSUMED AT YEAR END									
	1	2	3	4	5	6	7	8	9	10
	2013	2014	2015	2016	2017	2018	2019	2020	2021	2022
1. Prior.....	41	26	6	5	2	2	3	1		
2. 2013.....	167	20	13	7	3	1	1		1	1
3. 2014.....	XXX	161	12	6	2	1	1	1	1	1
4. 2015.....	XXX	XXX	121	9	5	4	2	2	2	2
5. 2016.....	XXX	XXX	XXX	134	19	4	6	2	2	2
6. 2017.....	XXX	XXX	XXX	XXX	248	15	7	5	3	1
7. 2018.....	XXX	XXX	XXX	XXX	XXX	254	21	8	3	2
8. 2019.....	XXX	XXX	XXX	XXX	XXX	XXX	266	12	1	1
9. 2020.....	XXX	XXX	XXX	XXX	XXX	XXX	XXX	137	14	5
10. 2021.....	XXX	XXX	XXX	XXX	XXX	XXX	XXX	XXX	397	24
11. 2022	XXX	XXX	XXX	XXX	XXX	XXX	XXX	XXX	XXX	393

**SECTION 3**

Years in Which Premiums Were Earned and Losses Were Incurred	CUMULATIVE NUMBER OF CLAIMS REPORTED DIRECT AND ASSUMED AT YEAR END									
	1	2	3	4	5	6	7	8	9	10
	2013	2014	2015	2016	2017	2018	2019	2020	2021	2022
1. Prior.....	320	13	1	5		2	6	1	1	1
2. 2013.....	764	826	830	831	832	835	836	837	838	838
3. 2014.....	XXX	946	1,018	1,022	1,024	1,025	1,025	1,026	1,026	1,027
4. 2015.....	XXX	XXX	702	756	758	760	761	763	763	763
5. 2016.....	XXX	XXX	XXX	743	790	793	797	801	803	804
6. 2017.....	XXX	XXX	XXX	XXX	1,222	1,286	1,298	1,304	1,306	1,307
7. 2018.....	XXX	XXX	XXX	XXX	XXX	1,164	1,239	1,251	1,256	1,257
8. 2019.....	XXX	XXX	XXX	XXX	XXX	XXX	1,317	1,378	1,393	1,394
9. 2020.....	XXX	XXX	XXX	XXX	XXX	XXX	XXX	737	786	792
10. 2021.....	XXX	XXX	XXX	XXX	XXX	XXX	XXX	XXX	1,042	1,155
11. 2022	XXX	XXX	XXX	XXX	XXX	XXX	XXX	XXX	XXX	1,247

**ANNUAL STATEMENT FOR THE YEAR 2022 OF THE Mt. Morris Mutual Insurance Company**  
**SCHEDULE P - PART 5B - PRIVATE PASSENGER AUTO LIABILITY/MEDICAL**  
**SECTION 1**

Years in Which Premiums Were Earned and Losses Were Incurred	CUMULATIVE NUMBER OF CLAIMS CLOSED WITH LOSS PAYMENT DIRECT AND ASSUMED AT YEAR END									
	1	2	3	4	5	6	7	8	9	10
	2013	2014	2015	2016	2017	2018	2019	2020	2021	2022
1. Prior.....	3	1								
2. 2013.....	17	22	22	22	22	22	22	22	22	22
3. 2014.....	XXX	19	21	21	21	21	21	21	21	21
4. 2015.....	XXX	XXX	21	33	33	33	33	33	33	33
5. 2016.....	XXX	XXX	XXX	28	39	40	41	42	42	42
6. 2017.....	XXX	XXX	XXX	XXX	37	57	59	63	64	64
7. 2018.....	XXX	XXX	XXX	XXX	XXX	82	108	115	116	117
8. 2019.....	XXX	XXX	XXX	XXX	XXX	XXX	99	135	135	142
9. 2020.....	XXX	XXX	XXX	XXX	XXX	XXX	XXX	87	105	113
10. 2021.....	XXX	XXX	XXX	XXX	XXX	XXX	XXX	XXX	73	102
11. 2022.....	XXX	XXX	XXX	XXX	XXX	XXX	XXX	XXX	XXX	92

**SECTION 2**

Years in Which Premiums Were Earned and Losses Were Incurred	NUMBER OF CLAIMS OUTSTANDING DIRECT AND ASSUMED AT YEAR END									
	1	2	3	4	5	6	7	8	9	10
	2013	2014	2015	2016	2017	2018	2019	2020	2021	2022
1. Prior.....	4	1	1	1	1	1				
2. 2013.....	10	3	2							
3. 2014.....	XXX	3				1				
4. 2015.....	XXX	XXX	12	3		1				
5. 2016.....	XXX	XXX	XXX	8	2	5	5	1		
6. 2017.....	XXX	XXX	XXX	XXX	12	16	8	2	1	
7. 2018.....	XXX	XXX	XXX	XXX	XXX	41	20	9	6	3
8. 2019.....	XXX	XXX	XXX	XXX	XXX	XXX	58	16	15	9
9. 2020.....	XXX	XXX	XXX	XXX	XXX	XXX	XXX	48	19	6
10. 2021.....	XXX	XXX	XXX	XXX	XXX	XXX	XXX	XXX	50	17
11. 2022.....	XXX	XXX	XXX	XXX	XXX	XXX	XXX	XXX	XXX	45

**SECTION 3**

Years in Which Premiums Were Earned and Losses Were Incurred	CUMULATIVE NUMBER OF CLAIMS REPORTED DIRECT AND ASSUMED AT YEAR END									
	1	2	3	4	5	6	7	8	9	10
	2013	2014	2015	2016	2017	2018	2019	2020	2021	2022
1. Prior.....	(70)									
2. 2013.....	27	27	27	25	25	25	25	25	25	25
3. 2014.....	XXX	24	27	28	28	29	29	29	29	29
4. 2015.....	XXX	XXX	41	64	62	63	63	63	63	63
5. 2016.....	XXX	XXX	XXX	46	52	57	59	60	59	59
6. 2017.....	XXX	XXX	XXX	XXX	55	88	87	90	91	92
7. 2018.....	XXX	XXX	XXX	XXX	XXX	131	144	145	148	147
8. 2019.....	XXX	XXX	XXX	XXX	XXX	XXX	168	172	172	175
9. 2020.....	XXX	XXX	XXX	XXX	XXX	XXX	XXX	144	139	141
10. 2021.....	XXX	XXX	XXX	XXX	XXX	XXX	XXX	XXX	129	140
11. 2022.....	XXX	XXX	XXX	XXX	XXX	XXX	XXX	XXX	XXX	142



**ANNUAL STATEMENT FOR THE YEAR 2022 OF THE Mt. Morris Mutual Insurance Company**  
**SCHEDULE P - PART 5C - COMMERCIAL AUTO/TRUCK LIABILITY/MEDICAL**  
**SECTION 1**

Years in Which Premiums Were Earned and Losses Were Incurred	CUMULATIVE NUMBER OF CLAIMS CLOSED WITH LOSS PAYMENT DIRECT AND ASSUMED AT YEAR END									
	1	2	3	4	5	6	7	8	9	10
	2013	2014	2015	2016	2017	2018	2019	2020	2021	2022
1. Prior.....		1								
2. 2013.....	1	1	1	1	1	1	1	1	1	1
3. 2014.....	XXX	3	4	4	4	4	4	4	4	4
4. 2015.....	XXX	XXX	5	5	5	5	5	5	5	5
5. 2016.....	XXX	XXX	XXX							
6. 2017.....	XXX	XXX	XXX	XXX	1	3	4	4	4	4
7. 2018.....	XXX	XXX	XXX	XXX	XXX	1	1	1	1	1
8. 2019.....	XXX	XXX	XXX	XXX	XXX	XXX				1
9. 2020.....	XXX	XXX	XXX	XXX	XXX	XXX	XXX	4	6	6
10. 2021.....	XXX	XXX	XXX	XXX	XXX	XXX	XXX	XXX	2	3
11. 2022	XXX	XXX	XXX	XXX	XXX	XXX	XXX	XXX	XXX	7

**SECTION 2**

Years in Which Premiums Were Earned and Losses Were Incurred	NUMBER OF CLAIMS OUTSTANDING DIRECT AND ASSUMED AT YEAR END									
	1	2	3	4	5	6	7	8	9	10
	2013	2014	2015	2016	2017	2018	2019	2020	2021	2022
1. Prior.....	1	1								
2. 2013.....	1									
3. 2014.....	XXX	1								
4. 2015.....	XXX	XXX	1							
5. 2016.....	XXX	XXX	XXX	3						
6. 2017.....	XXX	XXX	XXX	XXX	2	1				
7. 2018.....	XXX	XXX	XXX	XXX	XXX					
8. 2019.....	XXX	XXX	XXX	XXX	XXX	XXX			1	
9. 2020.....	XXX	XXX	XXX	XXX	XXX	XXX	XXX	2		
10. 2021.....	XXX	XXX	XXX	XXX	XXX	XXX	XXX	XXX	2	
11. 2022	XXX	XXX	XXX	XXX	XXX	XXX	XXX	XXX	XXX	5

**SECTION 3**

Years in Which Premiums Were Earned and Losses Were Incurred	CUMULATIVE NUMBER OF CLAIMS REPORTED DIRECT AND ASSUMED AT YEAR END									
	1	2	3	4	5	6	7	8	9	10
	2013	2014	2015	2016	2017	2018	2019	2020	2021	2022
1. Prior.....	(12)	1	(1)							
2. 2013.....	3	3	3	3	3	3	3	3	3	3
3. 2014.....	XXX	4	4	4	4	4	4	4	4	4
4. 2015.....	XXX	XXX	7	7	7	7	7	7	7	7
5. 2016.....	XXX	XXX	XXX	4	1	1	1	1	1	1
6. 2017.....	XXX	XXX	XXX	XXX	3	4	4	4	4	4
7. 2018.....	XXX	XXX	XXX	XXX	XXX	1	1	1	1	1
8. 2019.....	XXX	XXX	XXX	XXX	XXX	XXX			1	1
9. 2020.....	XXX	XXX	XXX	XXX	XXX	XXX	XXX	6	6	6
10. 2021.....	XXX	XXX	XXX	XXX	XXX	XXX	XXX	XXX	6	5
11. 2022	XXX	XXX	XXX	XXX	XXX	XXX	XXX	XXX	XXX	12

Schedule P-Part 5D-Workers' Compensation (Excluding Excess Workers' Compensation)-Section 1

**N O N E**

Schedule P-Part 5D-Workers' Compensation (Excluding Excess Workers' Compensation)-Section 2

**N O N E**

Schedule P-Part 5D-Workers' Compensation (Excluding Excess Workers' Compensation)-Section 3

**N O N E**

ANNUAL STATEMENT FOR THE YEAR 2022 OF THE Mt. Morris Mutual Insurance Company  
**SCHEDULE P - PART 5E - COMMERCIAL MULTIPLE PERIL**  
**SECTION 1**

Years in Which Premiums Were Earned and Losses Were Incurred	CUMULATIVE NUMBER OF CLAIMS CLOSED WITH LOSS PAYMENT DIRECT AND ASSUMED AT YEAR END									
	1	2	3	4	5	6	7	8	9	10
	2013	2014	2015	2016	2017	2018	2019	2020	2021	2022
1. Prior.....	12	3	1							
2. 2013.....	33	46	47	47	48	48	48	48	48	48
3. 2014.....	XXX	37	51	51	52	52	52	52	52	52
4. 2015.....	XXX	XXX	26	30	30	30	31	33	33	33
5. 2016.....	XXX	XXX	XXX	20	29	29	30	32	32	32
6. 2017.....	XXX	XXX	XXX	XXX	23	30	32	32	32	32
7. 2018.....	XXX	XXX	XXX	XXX	XXX	19	26	26	26	26
8. 2019.....	XXX	XXX	XXX	XXX	XXX	XXX	27	36	36	37
9. 2020.....	XXX	XXX	XXX	XXX	XXX	XXX	XXX	14	21	21
10. 2021.....	XXX	XXX	XXX	XXX	XXX	XXX	XXX	XXX	17	31
11. 2022.....	XXX	XXX	XXX	XXX	XXX	XXX	XXX	XXX	XXX	28

**SECTION 2**

Years in Which Premiums Were Earned and Losses Were Incurred	NUMBER OF CLAIMS OUTSTANDING DIRECT AND ASSUMED AT YEAR END									
	1	2	3	4	5	6	7	8	9	10
	2013	2014	2015	2016	2017	2018	2019	2020	2021	2022
1. Prior.....	18	13	8	5	3	1	2	2		1
2. 2013.....	29	7	6	4	4	3				
3. 2014.....	XXX	18	3	2	2					
4. 2015.....	XXX	XXX	8	2	2	3	5	1		
5. 2016.....	XXX	XXX	XXX	13	4	6	6	2	2	2
6. 2017.....	XXX	XXX	XXX	XXX	15	3	1	2	1	1
7. 2018.....	XXX	XXX	XXX	XXX	XXX	12		2	2	2
8. 2019.....	XXX	XXX	XXX	XXX	XXX	XXX	17	2	1	
9. 2020.....	XXX	XXX	XXX	XXX	XXX	XXX	XXX	6	2	2
10. 2021.....	XXX	XXX	XXX	XXX	XXX	XXX	XXX	XXX	17	3
11. 2022.....	XXX	XXX	XXX	XXX	XXX	XXX	XXX	XXX	XXX	26

**SECTION 3**

Years in Which Premiums Were Earned and Losses Were Incurred	CUMULATIVE NUMBER OF CLAIMS REPORTED DIRECT AND ASSUMED AT YEAR END									
	1	2	3	4	5	6	7	8	9	10
	2013	2014	2015	2016	2017	2018	2019	2020	2021	2022
1. Prior.....	60	5	3	1	1	(1)	1	1	(2)	2
2. 2013.....	79	90	93	95	97	97	98	98	98	98
3. 2014.....	XXX	94	102	106	108	108	108	108	108	108
4. 2015.....	XXX	XXX	51	54	55	57	60	60	60	60
5. 2016.....	XXX	XXX	XXX	51	55	57	59	59	60	61
6. 2017.....	XXX	XXX	XXX	XXX	56	60	61	63	63	63
7. 2018.....	XXX	XXX	XXX	XXX	XXX	55	61	63	63	63
8. 2019.....	XXX	XXX	XXX	XXX	XXX	XXX	70	73	73	73
9. 2020.....	XXX	XXX	XXX	XXX	XXX	XXX	XXX	38	44	44
10. 2021.....	XXX	XXX	XXX	XXX	XXX	XXX	XXX	XXX	45	51
11. 2022.....	XXX	XXX	XXX	XXX	XXX	XXX	XXX	XXX	XXX	68

Schedule P - Part 5F - Medical Professional Liability - Occurrence - Section 1A

**N O N E**

Schedule P - Part 5F - Medical Professional Liability - Occurrence - Section 2A

**N O N E**

Schedule P - Part 5F - Medical Professional Liability - Occurrence - Section 3A

**N O N E**

Schedule P - Part 5F - Medical Professional Liability - Claims-Made - Section 1B

**N O N E**

Schedule P - Part 5F - Medical Professional Liability - Claims-Made - Section 2B

**N O N E**

Schedule P - Part 5F - Medical Professional Liability - Claims-Made - Section 3B

**N O N E**

ANNUAL STATEMENT FOR THE YEAR 2022 OF THE Mt. Morris Mutual Insurance Company  
**SCHEDULE P - PART 5H - OTHER LIABILITY - OCCURRENCE**

**SECTION 1A**

Years in Which Premiums Were Earned and Losses Were Incurred	CUMULATIVE NUMBER OF CLAIMS CLOSED WITH LOSS PAYMENT DIRECT AND ASSUMED AT YEAR END									
	1	2	3	4	5	6	7	8	9	10
	2013	2014	2015	2016	2017	2018	2019	2020	2021	2022
1. Prior.....										
2. 2013.....	3	6	6	7	7	7	7	7	7	7
3. 2014.....	XXX		3	3	4	5	5	5	5	5
4. 2015.....	XXX	XXX	2	2	2	2	2	60	61	61
5. 2016.....	XXX	XXX	XXX	3	3	3	3	51	51	51
6. 2017.....	XXX	XXX	XXX	XXX	3	3	3	53	53	53
7. 2018.....	XXX	XXX	XXX	XXX	XXX	6	6	41	52	52
8. 2019.....	XXX	XXX	XXX	XXX	XXX	XXX		30	40	40
9. 2020.....	XXX	XXX	XXX	XXX	XXX	XXX	XXX	2	26	26
10. 2021.....	XXX	XXX	XXX	XXX	XXX	XXX	XXX	XXX	4	5
11. 2022	XXX	XXX	XXX	XXX	XXX	XXX	XXX	XXX	XXX	

**SECTION 2A**

Years in Which Premiums Were Earned and Losses Were Incurred	NUMBER OF CLAIMS OUTSTANDING DIRECT AND ASSUMED AT YEAR END									
	1	2	3	4	5	6	7	8	9	10
	2013	2014	2015	2016	2017	2018	2019	2020	2021	2022
1. Prior.....										
2. 2013.....	2									
3. 2014.....	XXX	3	1	3	2					
4. 2015.....	XXX	XXX	2					1	3	
5. 2016.....	XXX	XXX	XXX					6	5	
6. 2017.....	XXX	XXX	XXX	XXX	2	2	1	9	2	
7. 2018.....	XXX	XXX	XXX	XXX	XXX			19	24	
8. 2019.....	XXX	XXX	XXX	XXX	XXX	XXX		64	59	
9. 2020.....	XXX	XXX	XXX	XXX	XXX	XXX	XXX	162	168	
10. 2021.....	XXX	XXX	XXX	XXX	XXX	XXX	XXX	XXX	45	1
11. 2022	XXX	XXX	XXX	XXX	XXX	XXX	XXX	XXX	XXX	1

**SECTION 3A**

Years in Which Premiums Were Earned and Losses Were Incurred	CUMULATIVE NUMBER OF CLAIMS REPORTED DIRECT AND ASSUMED AT YEAR END									
	1	2	3	4	5	6	7	8	9	10
	2013	2014	2015	2016	2017	2018	2019	2020	2021	2022
1. Prior.....		1								
2. 2013.....	8	9	9	10	10	10	10	10	10	10
3. 2014.....	XXX	5	7	10	10	10	10	10	10	10
4. 2015.....	XXX	XXX	5	5	5	5	5	145	168	165
5. 2016.....	XXX	XXX	XXX	7	8	8	8	127	154	149
6. 2017.....	XXX	XXX	XXX	XXX	8	8	7	131	153	151
7. 2018.....	XXX	XXX	XXX	XXX	XXX	10	10	128	187	163
8. 2019.....	XXX	XXX	XXX	XXX	XXX	XXX		131	189	130
9. 2020.....	XXX	XXX	XXX	XXX	XXX	XXX	XXX	174	268	100
10. 2021.....	XXX	XXX	XXX	XXX	XXX	XXX	XXX	XXX	56	13
11. 2022	XXX	XXX	XXX	XXX	XXX	XXX	XXX	XXX	XXX	1

Schedule P - Part 5H - Other Liability - Claims-Made - Section 1B

**NONE**

Schedule P - Part 5H - Other Liability - Claims-Made - Section 2B

**NONE**

Schedule P - Part 5H - Other Liability - Claims-Made - Section 3B

**NONE**

Schedule P - Part 5R - Products Liability - Occurrence - Section 1A

**NONE**

Schedule P - Part 5R - Products Liability - Occurrence - Section 2A

**NONE**

Schedule P - Part 5R - Products Liability - Occurrence - Section 3A

**NONE**

Schedule P - Part 5R - Products Liability - Claims-Made - Section 1B

**NONE**

Schedule P - Part 5R - Products Liability - Claims-Made - Section 2B

**NONE**

Schedule P - Part 5R - Products Liability - Claims-Made - Section 3B

**NONE**

Schedule P - Part 5T - Warranty - Section 1

**NONE**

Schedule P - Part 5T - Warranty - Section 2

**NONE**

Schedule P - Part 5T - Warranty - Section 3

**NONE**

ANNUAL STATEMENT FOR THE YEAR 2022 OF THE Mt. Morris Mutual Insurance Company  
**SCHEDULE P - PART 6C - COMMERCIAL AUTO/TRUCK LIABILITY/MEDICAL**  
**SECTION 1**

Years in Which Premiums Were Earned and Losses Were Incurred	CUMULATIVE PREMIUMS EARNED DIRECT AND ASSUMED AT YEAR END (\$000 OMITTED)										11 Current Year Premiums Earned
	1	2	3	4	5	6	7	8	9	10	
	2013	2014	2015	2016	2017	2018	2019	2020	2021	2022	
1. Prior.....											
2. 2013.....	190	190	190	190	190	190	190	190	190	190	
3. 2014.....	XXX	223	223	223	223	223	223	223	223	223	
4. 2015.....	XXX	XXX	194	194	194	194	194	194	194	194	
5. 2016.....	XXX	XXX	XXX	215	215	215	215	215	215	215	
6. 2017.....	XXX	XXX	XXX	XXX	242	242	242	242	242	242	
7. 2018.....	XXX	XXX	XXX	XXX	XXX	283	283	283	283	283	
8. 2019.....	XXX	XXX	XXX	XXX	XXX	XXX	296	296	296	296	
9. 2020.....	XXX	XXX	XXX	XXX	XXX	XXX	XXX	318	318	318	
10. 2021.....	XXX	XXX	XXX	XXX	XXX	XXX	XXX	XXX	376	376	
11. 2022.....	XXX	XXX	XXX	XXX	XXX	XXX	XXX	XXX	XXX	433	433
12. Totals.....	XXX	XXX	XXX	XXX	XXX	XXX	XXX	XXX	XXX	XXX	433
13. Earned Premiums (Sch P-Pt. 1)	190	223	194	215	242	283	296	318	376	433	XXX

**SECTION 2**

Years in Which Premiums Were Earned and Losses Were Incurred	CUMULATIVE PREMIUMS EARNED CEDED AT YEAR END (\$000 OMITTED)										11 Current Year Premiums Earned
	1	2	3	4	5	6	7	8	9	10	
	2013	2014	2015	2016	2017	2018	2019	2020	2021	2022	
1. Prior.....											
2. 2013.....	18	18	18	18	18	18	18	18	18	18	
3. 2014.....	XXX	19	19	19	19	19	19	19	19	19	
4. 2015.....	XXX	XXX	19	19	19	19	19	19	19	19	
5. 2016.....	XXX	XXX	XXX	21	21	21	21	21	21	21	
6. 2017.....	XXX	XXX	XXX	XXX	23	23	23	23	23	23	
7. 2018.....	XXX	XXX	XXX	XXX	XXX	23	23	23	23	23	
8. 2019.....	XXX	XXX	XXX	XXX	XXX	XXX	24	24	24	24	
9. 2020.....	XXX	XXX	XXX	XXX	XXX	XXX	XXX	29	29	29	
10. 2021.....	XXX	XXX	XXX	XXX	XXX	XXX	XXX	XXX	37	37	
11. 2022.....	XXX	XXX	XXX	XXX	XXX	XXX	XXX	XXX	XXX	38	38
12. Totals.....	XXX	XXX	XXX	XXX	XXX	XXX	XXX	XXX	XXX	XXX	38
13. Earned Premiums (Sch P-Pt. 1)	18	19	19	21	23	23	24	29	37	38	XXX

**SCHEDULE P - PART 6D - WORKERS' COMPENSATION**  
**(EXCLUDING EXCESS WORKERS' COMPENSATION)**  
**SECTION 1**

Years in Which Premiums Were Earned and Losses Were Incurred	CUMULATIVE PREMIUMS EARNED DIRECT AND ASSUMED AT YEAR END (\$000 OMITTED)										11 Current Year Premiums Earned
	1	2	3	4	5	6	7	8	9	10	
	2013	2014	2015	2016	2017	2018	2019	2020	2021	2022	
1. Prior.....											
2. 2013.....											
3. 2014.....	XXX										
4. 2015.....	XXX	XXX									
5. 2016.....	XXX	XXX									
6. 2017.....	XXX	XXX									
7. 2018.....	XXX	XXX									
8. 2019.....	XXX	XXX									
9. 2020.....	XXX	XXX									
10. 2021.....	XXX	XXX									
11. 2022.....	XXX	XXX									
12. Totals.....	XXX	XXX									
13. Earned Premiums (Sch P-Pt. 1)											XXX

**SECTION 2**

Years in Which Premiums Were Earned and Losses Were Incurred	CUMULATIVE PREMIUMS EARNED CEDED AT YEAR END (\$000 OMITTED)										11 Current Year Premiums Earned
	1	2	3	4	5	6	7	8	9	10	
	2013	2014	2015	2016	2017	2018	2019	2020	2021	2022	
1. Prior.....											
2. 2013.....											
3. 2014.....	XXX										
4. 2015.....	XXX	XXX									
5. 2016.....	XXX	XXX									
6. 2017.....	XXX	XXX									
7. 2018.....	XXX	XXX									
8. 2019.....	XXX	XXX									
9. 2020.....	XXX	XXX									
10. 2021.....	XXX	XXX									
11. 2022.....	XXX	XXX									
12. Totals.....	XXX	XXX									
13. Earned Premiums (Sch P-Pt. 1)											XXX

ANNUAL STATEMENT FOR THE YEAR 2022 OF THE Mt. Morris Mutual Insurance Company

**SCHEDULE P - PART 6E - COMMERCIAL MULTIPLE PERIL**

**SECTION 1**

Years in Which Premiums Were Earned and Losses Were Incurred	CUMULATIVE PREMIUMS EARNED DIRECT AND ASSUMED AT YEAR END (\$000 OMITTED)										11 Current Year Premiums Earned
	1	2	3	4	5	6	7	8	9	10	
	2013	2014	2015	2016	2017	2018	2019	2020	2021	2022	
1. Prior.....											
2. 2013.....	2,368	2,368	2,368	2,368	2,368	2,368	2,368	2,368	2,368	2,368	2,368
3. 2014.....	XXX	2,418	2,418	2,418	2,418	2,418	2,418	2,418	2,418	2,418	2,418
4. 2015.....	XXX	XXX	2,169	2,169	2,169	2,169	2,169	2,169	2,169	2,169	2,169
5. 2016.....	XXX	XXX	XXX	2,020	2,020	2,020	2,020	2,020	2,020	2,020	2,020
6. 2017.....	XXX	XXX	XXX	XXX	1,959	1,959	1,959	1,959	1,959	1,959	1,959
7. 2018.....	XXX	XXX	XXX	XXX	XXX	2,035	2,035	2,035	2,035	2,035	2,035
8. 2019.....	XXX	XXX	XXX	XXX	XXX	XXX	2,062	2,062	2,062	2,062	2,062
9. 2020.....	XXX	XXX	XXX	XXX	XXX	XXX	XXX	2,089	2,089	2,089	2,089
10. 2021.....	XXX	XXX	XXX	XXX	XXX	XXX	XXX	XXX	2,362	2,362	2,362
11. 2022.....	XXX	XXX	XXX	XXX	XXX	XXX	XXX	XXX	XXX	2,614	2,614
12. Totals.....	XXX	XXX	XXX	XXX	XXX	XXX	XXX	XXX	XXX	XXX	2,614
13. Earned Premiums (Sch P-Pt. 1)	2,368	2,418	2,169	2,020	1,959	2,035	2,062	2,089	2,362	2,614	XXX

**SECTION 2**

Years in Which Premiums Were Earned and Losses Were Incurred	CUMULATIVE PREMIUMS EARNED CEDED AT YEAR END (\$000 OMITTED)										11 Current Year Premiums Earned
	1	2	3	4	5	6	7	8	9	10	
	2013	2014	2015	2016	2017	2018	2019	2020	2021	2022	
1. Prior.....											
2. 2013.....	476	476	476	476	476	476	476	476	476	476	476
3. 2014.....	XXX	388	388	388	388	388	388	388	388	388	388
4. 2015.....	XXX	XXX	342	342	342	342	342	342	342	342	342
5. 2016.....	XXX	XXX	XXX	302	302	302	302	302	302	302	302
6. 2017.....	XXX	XXX	XXX	XXX	365	365	365	365	365	365	365
7. 2018.....	XXX	XXX	XXX	XXX	XXX	342	342	342	342	342	342
8. 2019.....	XXX	XXX	XXX	XXX	XXX	XXX	387	387	387	387	387
9. 2020.....	XXX	XXX	XXX	XXX	XXX	XXX	XXX	352	352	352	352
10. 2021.....	XXX	XXX	XXX	XXX	XXX	XXX	XXX	XXX	497	497	497
11. 2022.....	XXX	XXX	XXX	XXX	XXX	XXX	XXX	XXX	XXX	604	604
12. Totals.....	XXX	XXX	XXX	XXX	XXX	XXX	XXX	XXX	XXX	XXX	604
13. Earned Premiums (Sch P-Pt. 1)	476	388	342	302	365	342	387	352	497	604	XXX

**SCHEDULE P - PART 6H - OTHER LIABILITY - OCCURRENCE**

**SECTION 1A**

Years in Which Premiums Were Earned and Losses Were Incurred	CUMULATIVE PREMIUMS EARNED DIRECT AND ASSUMED AT YEAR END (\$000 OMITTED)										11 Current Year Premiums Earned
	1	2	3	4	5	6	7	8	9	10	
	2013	2014	2015	2016	2017	2018	2019	2020	2021	2022	
1. Prior.....											
2. 2013.....	551	551	551	551	551	551	551	551	551	551	551
3. 2014.....	XXX	570	570	570	570	570	570	570	570	570	570
4. 2015.....	XXX	XXX	551	551	551	551	551	551	551	551	551
5. 2016.....	XXX	XXX	XXX	624	624	624	624	624	624	624	624
6. 2017.....	XXX	XXX	XXX	XXX	667	667	667	667	667	667	667
7. 2018.....	XXX	XXX	XXX	XXX	XXX	736	736	736	736	736	736
8. 2019.....	XXX	XXX	XXX	XXX	XXX	XXX	801	801	801	801	801
9. 2020.....	XXX	XXX	XXX	XXX	XXX	XXX	XXX	824	824	824	824
10. 2021.....	XXX	XXX	XXX	XXX	XXX	XXX	XXX	XXX	890	890	890
11. 2022.....	XXX	XXX	XXX	XXX	XXX	XXX	XXX	XXX	XXX	918	918
12. Totals.....	XXX	XXX	XXX	XXX	XXX	XXX	XXX	XXX	XXX	XXX	918
13. Earned Premiums (Sch P-Pt. 1)	551	570	551	624	667	736	801	824	890	918	XXX

**SECTION 2A**

Years in Which Premiums Were Earned and Losses Were Incurred	CUMULATIVE PREMIUMS EARNED CEDED AT YEAR END (\$000 OMITTED)										11 Current Year Premiums Earned
	1	2	3	4	5	6	7	8	9	10	
	2013	2014	2015	2016	2017	2018	2019	2020	2021	2022	
1. Prior.....											
2. 2013.....	334	334	334	334	334	334	334	334	334	334	334
3. 2014.....	XXX	367	367	367	367	367	367	367	367	367	367
4. 2015.....	XXX	XXX	370	370	370	370	370	370	370	370	370
5. 2016.....	XXX	XXX	XXX	420	420	420	420	420	420	420	420
6. 2017.....	XXX	XXX	XXX	XXX	470	470	470	470	470	470	470
7. 2018.....	XXX	XXX	XXX	XXX	XXX	523	523	523	523	523	523
8. 2019.....	XXX	XXX	XXX	XXX	XXX	XXX	559	559	559	559	559
9. 2020.....	XXX	XXX	XXX	XXX	XXX	XXX	XXX	588	588	588	588
10. 2021.....	XXX	XXX	XXX	XXX	XXX	XXX	XXX	XXX	671	671	671
11. 2022.....	XXX	XXX	XXX	XXX	XXX	XXX	XXX	XXX	XXX	779	779
12. Totals.....	XXX	XXX	XXX	XXX	XXX	XXX	XXX	XXX	XXX	XXX	779
13. Earned Premiums (Sch P-Pt. 1)	334	367	370	420	470	523	559	588	671	779	XXX



Schedule P - Part 6H - Other Liability - Claims-Made - Section 1B

**NONE**

Schedule P - Part 6H - Other Liability - Claims-Made - Section 2B

**NONE**

Schedule P - Part 6M - International - Section 1

**NONE**

Schedule P - Part 6M - International - Section 2

**NONE**

Schedule P - Part 6N- Reinsurance A - Nonproportional Assumed Property - Section 1

**NONE**

Schedule P - Part 6N- Reinsurance A - Nonproportional Assumed Property - Section 2

**NONE**

Schedule P - Part 6O - Reinsurance B - Nonproportional Liability - Section 1

**NONE**

Schedule P - Part 6O - Reinsurance B - Nonproportional Assumed Liability - Section 2

**NONE**

Schedule P - Part 6R - Products Liability - Occurrence - Section 1A

**NONE**

Schedule P - Part 6R - Products Liability - Occurrence - Section 2A

**NONE**

Schedule P - Part 6R - Products Liability - Claims-Made - Section 1B

**NONE**

Schedule P - Part 6R - Products Liability - Claims-Made - Section 2B

**NONE**

ANNUAL STATEMENT FOR THE YEAR 2022 OF THE Mt. Morris Mutual Insurance Company  
**SCHEDULE P - PART 7A - PRIMARY LOSS SENSITIVE CONTRACTS (\$000 OMITTED)**

**SECTION 1**

Schedule P - Part 1	1 Total Net Losses and Expenses Unpaid	2 Net Losses and Expenses Unpaid on Loss Sensitive Contracts	3 Loss Sensitive as Percentage of Total	4 Total Net Premiums Written	5 Net Premiums Written on Loss Sensitive Contracts	6 Loss Sensitive as Percentage of Total
1. Homeowners/Farmowners .....	2,909			16,412		
2. Private Passenger Auto Liability/ Medical .....	3,066			3,271		
3. Commercial Auto/Truck Liability/ Medical .....	103			389		
4. Workers' Compensation .....						
5. Commercial Multiple Peril .....	347			2,096		
6. Medical Professional Liability - Occurrence .....						
7. Medical Professional Liability - Claims - Made .....						
8. Special Liability .....	135			225		
9. Other Liability - Occurrence .....	823			139		
10. Other Liability - Claims-Made .....						
11. Special Property .....	189			1,212		
12. Auto Physical Damage .....	441			3,727		
13. Fidelity/Surety .....						
14. Other .....						
15. International .....						
16. Reinsurance - Nonproportional Assumed Property .....	XXX	XXX	XXX	XXX	XXX	XXX
17. Reinsurance - Nonproportional Assumed Liability .....	XXX	XXX	XXX	XXX	XXX	XXX
18. Reinsurance - Nonproportional Assumed Financial Lines .....	XXX	XXX	XXX	XXX	XXX	XXX
19. Products Liability - Occurrence .....						
20. Products Liability - Claims-Made .....						
21. Financial Guaranty/Mortgage Guaranty .....						
22. Warranty .....						
23. Totals	8,013			27,471		

**SECTION 2**

Years in Which Policies Were Issued	INCURRED LOSSES AND DEFENSE AND COST CONTAINMENT EXPENSES REPORTED AT YEAR END (\$000 OMITTED)									
	1	2	3	4	5	6	7	8	9	10
	2013	2014	2015	2016	2017	2018	2019	2020	2021	2022
1. Prior.....										
2. 2013.....										
3. 2014.....	XXX									
4. 2015.....	XXX	XXX								
5. 2016.....	XXX	XXX	XX							
6. 2017.....	XXX	XXX	XX	XX						
7. 2018.....	XXX	XXX	XX	XXX	XX					
8. 2019.....	XXX	XXX	XXX	XXX	XXX	XXX				
9. 2020.....	XXX	XXX	XXX	XXX	XXX	XXX	XXX			
10. 2021.....	XXX	XXX	XXX	XXX	XXX	XXX	XXX	XXX		
11. 2022	XXX	XXX	XXX	XXX	XXX	XXX	XXX	XXX	XXX	

**SECTION 3**

Years in Which Policies Were Issued	BULK AND INCURRED BUT NOT REPORTED RESERVES FOR LOSSES AND DEFENSE AND COST CONTAINMENT EXPENSES AT YEAR END (\$000 OMITTED)									
	1	2	3	4	5	6	7	8	9	10
	2013	2014	2015	2016	2017	2018	2019	2020	2021	2022
1. Prior.....										
2. 2013.....										
3. 2014.....	XXX									
4. 2015.....	XXX	XXX								
5. 2016.....	XXX	XXX	XX							
6. 2017.....	XXX	XXX	XX	XX						
7. 2018.....	XXX	XXX	XX	XXX	XX					
8. 2019.....	XXX	XXX	XXX	XXX	XXX	XXX				
9. 2020.....	XXX	XXX	XXX	XXX	XXX	XXX	XXX			
10. 2021.....	XXX	XXX	XXX	XXX	XXX	XXX	XXX	XXX		
11. 2022	XXX	XXX	XXX	XXX	XXX	XXX	XXX	XXX	XXX	

Schedule P - Part 7A - Section 4 - Primary Loss Sensitive Contracts

**N O N E**

Schedule P - Part 7A - Section 5 - Primary Loss Sensitive Contracts

**N O N E**

ANNUAL STATEMENT FOR THE YEAR 2022 OF THE Mt. Morris Mutual Insurance Company  
**SCHEDULE P - PART 7B - REINSURANCE LOSS SENSITIVE CONTRACTS (\$000 OMITTED)**

**SECTION 1**

Schedule P - Part 1	1 Total Net Losses and Expenses Unpaid	2 Net Losses and Expenses Unpaid on Loss Sensitive Contracts	3 Loss Sensitive as Percentage of Total	4 Total Net Premiums Written	5 Net Premiums Written on Loss Sensitive Contracts	6 Loss Sensitive as Percentage of Total
1. Homeowners/Farmowners .....	2,909			16,412		
2. Private Passenger Auto Liability/Medical .....	3,066			3,271		
3. Commercial Auto/Truck Liability/Medical .....	103			389		
4. Workers' Compensation .....						
5. Commercial Multiple Peril .....	347			2,096		
6. Medical Professional Liability - Occurrence .....						
7. Medical Professional Liability - Claims - Made .....						
8. Special Liability .....	135			225		
9. Other Liability - Occurrence .....	823			139		
10. Other Liability - Claims-Made .....						
11. Special Property .....	189			1,212		
12. Auto Physical Damage .....	441			3,727		
13. Fidelity/Surety .....						
14. Other .....						
15. International .....						
16. Reinsurance - Nonproportional Assumed Property .....						
17. Reinsurance - Nonproportional Assumed Liability .....						
18. Reinsurance - Nonproportional Assumed Financial Lines .....						
19. Products Liability - Occurrence .....						
20. Products Liability - Claims-Made .....						
21. Financial Guaranty/Mortgage Guaranty .....						
22. Warranty .....						
23. Totals	8,013			27,471		

**SECTION 2**

Years in Which Policies Were Issued	INCURRED LOSSES AND DEFENSE AND COST CONTAINMENT EXPENSES REPORTED AT YEAR END (\$000 OMITTED)									
	1 2013	2 2014	3 2015	4 2016	5 2017	6 2018	7 2019	8 2020	9 2021	10 2022
1. Prior.....										
2. 2013.....										
3. 2014.....	XXX									
4. 2015.....	XXX	XXX								
5. 2016.....	XXX	XXX	XX							
6. 2017.....	XXX	XXX	XX	XX						
7. 2018.....	XXX	XXX	XX	XXX	XX					
8. 2019.....	XXX	XXX	XXX	XXX	XXX	XXX				
9. 2020.....	XXX	XXX	XXX	XXX	XXX	XXX	XXX			
10. 2021.....	XXX	XXX	XXX	XXX	XXX	XXX	XXX	XXX		
11. 2022	XXX	XXX	XXX	XXX	XXX	XXX	XXX	XXX	XXX	

**NONE**

**SECTION 3**

Years in Which Policies Were Issued	BULK AND INCURRED BUT NOT REPORTED RESERVES FOR LOSSES AND DEFENSE AND COST CONTAINMENT EXPENSES AT YEAR END (\$000 OMITTED)									
	1 2013	2 2014	3 2015	4 2016	5 2017	6 2018	7 2019	8 2020	9 2021	10 2022
1. Prior.....										
2. 2013.....										
3. 2014.....	XXX									
4. 2015.....	XXX	XXX								
5. 2016.....	XXX	XXX	XX							
6. 2017.....	XXX	XXX	XX	XX						
7. 2018.....	XXX	XXX	XX	XXX	XX					
8. 2019.....	XXX	XXX	XXX	XXX	XXX	XXX				
9. 2020.....	XXX	XXX	XXX	XXX	XXX	XXX	XXX			
10. 2021.....	XXX	XXX	XXX	XXX	XXX	XXX	XXX	XXX		
11. 2022	XXX	XXX	XXX	XXX	XXX	XXX	XXX	XXX	XXX	

**NONE**

Schedule P - Part 7B - Section 4 - Reinsurance Loss Sensitive Contracts

**N O N E**

Schedule P - Part 7B - Section 5 - Reinsurance Loss Sensitive Contracts

**N O N E**

Schedule P - Part 7B - Section 6 - Reinsurance Loss Sensitive Contracts

**N O N E**

Schedule P - Part 7B - Section 7 - Reinsurance Loss Sensitive Contracts

**N O N E**

ANNUAL STATEMENT FOR THE YEAR 2022 OF THE Mt. Morris Mutual Insurance Company

**SCHEDULE P INTERROGATORIES**

1. The following questions relate to yet-to-be-issued Extended Reporting Endorsements (EREs) arising from Death, Disability, or Retirement (DDR) provisions in Medical Professional Liability Claims Made insurance policies. EREs provided for reasons other than DDR are not to be included.
- 1.1 Does the company issue Medical Professional Liability Claims Made insurance policies that provide tail (also known as an extended reporting endorsement, or "ERE") benefits in the event of Death, Disability, or Retirement (DDR) at a reduced charge or at no additional cost? ..... Yes [ ] No [ X ]  
 If the answer to question 1.1 is "no", leave the following questions blank. If the answer to question 1.1 is "yes", please answer the following questions:
- 1.2 What is the total amount of the reserve for that provision (DDR Reserve), as reported, explicitly or not, elsewhere in this statement (in dollars)? ..... \$ .....
- 1.3 Does the company report any DDR reserve as Unearned Premium Reserve per SSAP #65? ..... Yes [ ] No [ X ]
- 1.4 Does the company report any DDR reserve as loss or loss adjustment expense reserve? ..... Yes [ ] No [ X ]
- 1.5 If the company reports DDR reserve as Unearned Premium Reserve, does that amount match the figure on the Underwriting and Investment Exhibit, Part 1A - Recapitulation of all Premiums (Page 7) Column 2, Lines 11.1 plus 11.2? ..... Yes [ ] No [ ] N/A [ ]
- 1.6 If the company reports DDR reserve as loss or loss adjustment expense reserve, please complete the following table corresponding to where these reserves are reported in Schedule P:

Years in Which Premiums Were Earned and Losses Were Incurred		DDR Reserve Included in Schedule P, Part 1F, Medical Professional Liability Column 24: Total Net Losses and Expenses Unpaid	
		1 Section 1: Occurrence	2 Section 2: Claims-Made
1.601	Prior .....		
1.602	2013 .....		
1.603	2014 .....		
1.604	2015 .....		
1.605	2016 .....		
1.606	2017 .....		
1.607	2018 .....		
1.608	2019 .....		
1.609	2020 .....		
1.610	2021 .....		
1.611	2022 .....		
1.612	Totals		

2. The definition of allocated loss adjustment expenses (ALAE) and, therefore, unallocated loss adjustment expenses (ULAE) was changed effective January 1, 1998. This change in definition applies to both paid and unpaid expenses. Are these expenses (now reported as "Defense and Cost Containment" and "Adjusting and Other" ) reported in compliance with these definitions in this statement? ..... Yes [ X ] No [ ]
3. The Adjusting and Other expense payments and reserves should be allocated to the years in which the losses were incurred based on the number of claims reported, closed and outstanding in those years. When allocating Adjusting and Other expense between companies in a group or a pool, the Adjusting and Other expense should be allocated in the same percentage used for the loss amounts and the claim counts. For reinsurers, Adjusting and Other expense assumed should be reported according to the reinsurance contract. For Adjusting and Other expense incurred by reinsurers, or in those situations where suitable claim count information is not available, Adjusting and Other expense should be allocated by a reasonable method determined by the company and described in Interrogatory 7, below. Are they so reported in this Statement? ..... Yes [ X ] No [ ]
4. Do any lines in Schedule P include reserves that are reported gross of any discount to present value of future payments, and that are reported net of such discounts on Page 10? ..... Yes [ ] No [ X ]
- If yes, proper disclosure must be made in the Notes to Financial Statements, as specified in the Instructions. Also, the discounts must be reported in Schedule P - Part 1, Columns 32 and 33. Schedule P must be completed gross of non-tabular discounting. Work papers relating to discount calculations must be available for examination upon request.  
 Discounting is allowed only if expressly permitted by the state insurance department to which this Annual Statement is being filed.
5. What were the net premiums in force at the end of the year for:  
 (in thousands of dollars) 5.1 Fidelity .....  
5.2 Surety .....
6. Claim count information is reported per claim or per claimant (Indicate which) ..... per claim.....  
 If not the same in all years, explain in Interrogatory 7.
- 7.1 The information provided in Schedule P will be used by many persons to estimate the adequacy of the current loss and expense reserves, among other things. Are there any especially significant events, coverage, retention or accounting changes that have occurred that must be considered when making such analyses? ..... Yes [ X ] No [ ]
- 7.2 (An extended statement may be attached.)  
 The Company experienced four CAT events during the year on which reinsurance is being received. ....

**SCHEDULE T - EXHIBIT OF PREMIUMS WRITTEN**

Allocated by States and Territories

States, Etc.	1 Active Status (a)	Gross Premiums, Including Policy and Membership Fees, Less Return Premiums and Premiums on Policies Not Taken		4 Dividends Paid or Credited to Policyholders on Direct Business	5 Direct Losses Paid (Deducting Salvage)	6 Direct Losses Incurred	7 Direct Losses Unpaid	8 Finance and Service Charges Not Included in Premiums	9 Direct Premiums Written for Federal Purchasing Groups (Included in Column 2)
		2 Direct Premiums Written	3 Direct Premiums Earned						
1. Alabama	AL	N							
2. Alaska	AK	N							
3. Arizona	AZ	N							
4. Arkansas	AR	N							
5. California	CA	N							
6. Colorado	CO	N							
7. Connecticut	CT	N							
8. Delaware	DE	N							
9. District of Columbia	DC	N							
10. Florida	FL	N							
11. Georgia	GA	N							
12. Hawaii	HI	N							
13. Idaho	ID	N							
14. Illinois	IL	N							
15. Indiana	IN	N							
16. Iowa	IA	N							
17. Kansas	KS	N							
18. Kentucky	KY	N							
19. Louisiana	LA	N							
20. Maine	ME	N							
21. Maryland	MD	N							
22. Massachusetts	MA	N							
23. Michigan	MI	N							
24. Minnesota	MN	N							
25. Mississippi	MS	N							
26. Missouri	MO	N							
27. Montana	MT	N							
28. Nebraska	NE	N							
29. Nevada	NV	N							
30. New Hampshire	NH	N							
31. New Jersey	NJ	N							
32. New Mexico	NM	N							
33. New York	NY	N							
34. North Carolina	NC	N							
35. North Dakota	ND	N							
36. Ohio	OH	N							
37. Oklahoma	OK	N							
38. Oregon	OR	N							
39. Pennsylvania	PA	N							
40. Rhode Island	RI	N							
41. South Carolina	SC	N							
42. South Dakota	SD	N							
43. Tennessee	TN	N							
44. Texas	TX	N							
45. Utah	UT	N							
46. Vermont	VT	N							
47. Virginia	VA	N							
48. Washington	WA	N							
49. West Virginia	WV	N							
50. Wisconsin	WI	L	35,335,876	34,084,024	33,435,786	33,992,629	14,176,159		
51. Wyoming	WY	N							
52. American Samoa	AS	N							
53. Guam	GU	N							
54. Puerto Rico	PR	N							
55. U.S. Virgin Islands	VI	N							
56. Northern Mariana Islands	MP	N							
57. Canada	CAN	N							
58. Aggregate other alien	OT	XXX							
59. Totals	XXX	35,335,876	34,084,024		33,435,786	33,992,629	14,176,159		
DETAILS OF WRITE-INS									
58001.		XXX							
58002.		XXX							
58003.		XXX							
58998. Summary of remaining write-ins for Line 58 from overflow page		XXX							
58999. Totals (Lines 58001 through 58003 plus 58998)(Line 58 above)		XXX							

(a) Active Status Counts:

- 1. L - Licensed or Chartered - Licensed insurance carrier or domiciled RRG..... 1
- 2. R - Registered - Non-domiciled RRGs.....
- 3. E - Eligible - Reporting entities eligible or approved to write surplus lines in the state (other than their state of domicile - see DSLI).....
- 4. Q - Qualified - Qualified or accredited reinsurer.....
- 5. D - Domestic Surplus Lines Insurer (DSLII) - Reporting entities authorized to write surplus lines in the state of domicile.....
- 6. N - None of the above - Not allowed to write business in the state..... 56

(b) Explanation of basis of allocation of premiums by states, etc. Based on Zip Code

Schedule T - Part 2 - Interstate Compact

**N O N E**



Schedule Y - Part 1

**NONE**

Schedule Y - Part 1A - Detail of Insurance Holding Company System

**NONE**

Schedule Y - Part 1A - Explanations

**NONE**

Schedule Y - Part 2

**NONE**

Schedule Y - Part 3

**NONE**

# ANNUAL STATEMENT FOR THE YEAR 2022 OF THE Mt. Morris Mutual Insurance Company

## SUPPLEMENTAL EXHIBITS AND SCHEDULES INTERROGATORIES

### REQUIRED FILINGS

The following supplemental reports are required to be filed as part of your statement filing unless specifically waived by the domiciliary state. However, in the event that your domiciliary state waives the filing requirement, your response of **WAIVED** to the specific interrogatory will be accepted in lieu of filing a "NONE" report and a bar code will be printed below. If the supplement is required of your company but is not being filed for whatever reason enter **SEE EXPLANATION** and provide an explanation following the interrogatory questions.

	Responses
<b>MARCH FILING</b>	
1. Will an actuarial opinion be filed by March 1? .....	YES
2. Will the Supplemental Compensation Exhibit be filed with the state of domicile by March 1? .....	YES
3. Will the confidential Risk-based Capital Report be filed with the NAIC by March 1? .....	YES
4. Will the confidential Risk-based Capital Report be filed with the state of domicile, if required by March 1? .....	YES
<b>APRIL FILING</b>	
5. Will the Insurance Expense Exhibit be filed with the state of domicile and the NAIC by April 1? .....	YES
6. Will Management's Discussion and Analysis be filed by April 1? .....	YES
7. Will the Supplemental Investment Risk Interrogatories be filed by April 1? .....	YES
<b>MAY FILING</b>	
8. Will this company be included in a combined annual statement which is filed with the NAIC by May 1? .....	SEE EXPLANATION
<b>JUNE FILING</b>	
9. Will an audited financial report be filed by June 1? .....	YES
10. Will Accountant's Letter of Qualifications be filed with the state of domicile and electronically with the NAIC by June 1? .....	YES














### SUPPLEMENTAL FILINGS

The following supplemental reports are required to be filed as part of your annual statement filing **if your company is engaged in the type of business covered by the supplement. However, in the event that your company does not transact the type of business for which the special report must be filed, your response of NO to the specific interrogatory will be accepted in lieu of filing a "NONE" report and a bar code will be printed below.** If the supplement is required of your company but is not being filed for whatever reason enter **SEE EXPLANATION** and provide an explanation following the interrogatory questions.

<b>MARCH FILING</b>	
11. Will Schedule SIS (Stockholder Information Supplement) be filed with the state of domicile by March 1? .....	WAIVED
12. Will the Financial Guaranty Insurance Exhibit be filed by March 1? .....	WAIVED
13. Will the Medicare Supplement Insurance Experience Exhibit be filed with the state of domicile and the NAIC by March 1? .....	WAIVED
14. Will Supplement A to Schedule T (Medical Professional Liability Supplement) be filed by March 1? .....	WAIVED
15. Will the Trusteed Surplus Statement be filed with the state of domicile and the NAIC by March 1? .....	WAIVED
16. Will the Premiums Attributed to Protected Cells Exhibit be filed by March 1? .....	WAIVED
17. Will the Reinsurance Summary Supplemental Filing for General Interrogatory 9 be filed with the state of domicile and the NAIC by March 1? .....	YES
18. Will the Medicare Part D Coverage Supplement be filed with the state of domicile and the NAIC by March 1? .....	WAIVED
19. Will the confidential Actuarial Opinion Summary be filed with the state of domicile, if required, by March 15 (or the date otherwise specified)? .....	YES
20. Will the Reinsurance Attestation Supplement be filed with the state of domicile and the NAIC by March 1? .....	YES
21. Will the Exceptions to the Reinsurance Attestation Supplement be filed with the state of domicile by March 1? .....	WAIVED
22. Will the Bail Bond Supplement be filed with the state of domicile and the NAIC by March 1? .....	WAIVED
23. Will the Director and Officer Insurance Coverage Supplement be filed with the state of domicile and the NAIC by March 1? .....	YES
24. Will an approval from the reporting entity's state of domicile for relief related to the five-year rotation requirement for lead audit partner be filed electronically with the NAIC by March 1? .....	WAIVED
25. Will an approval from the reporting entity's state of domicile for relief related to the one-year cooling off period for independent CPA be filed electronically with the NAIC by March 1? .....	WAIVED
26. Will an approval from the reporting entity's state of domicile for relief related to the Requirements for Audit Committees be filed electronically with the NAIC by March 1? .....	WAIVED
27. Will the Supplemental Schedule for Reinsurance Counterparty Reporting Exception - Asbestos and Pollution Contracts be filed with the state of domicile and the NAIC by March 1? .....	WAIVED
<b>APRIL FILING</b>	
28. Will the Credit Insurance Experience Exhibit be filed with the state of domicile and the NAIC by April 1? .....	WAIVED
29. Will the Long-term Care Experience Reporting Forms be filed with the state of domicile and the NAIC by April 1? .....	WAIVED
30. Will the Accident and Health Policy Experience Exhibit be filed by April 1? .....	WAIVED
31. Will the Supplemental Health Care Exhibit (Parts 1, 2 and 3) be filed with the state of domicile and the NAIC by April 1? .....	WAIVED
32. Will the regulator only (non-public) Supplemental Health Care Exhibit's Expense Allocation Report be filed with the state of domicile and the NAIC by April 1? .....	WAIVED
33. Will the Cybersecurity and Identity Theft Insurance Coverage Supplement be filed with the state of domicile and the NAIC by April 1? .....	WAIVED
34. Will the Life, Health & Annuity Guaranty Association Assessable Premium Exhibit - Parts 1 and 2 be filed with the state of domicile and the NAIC by April 1? .....	WAIVED
35. Will the Private Flood Insurance Supplement be filed with the state of domicile and the NAIC by April 1? .....	WAIVED
36. Will the Mortgage Guaranty Insurance Exhibit be filed with the state of domicile and the NAIC by April 1? .....	WAIVED
<b>AUGUST FILING</b>	
37. Will Management's Report of Internal Control Over Financial Reporting be filed with the state of domicile by August 1? .....	YES

**Explanations:**

**Bar Codes:**

11. SIS Stockholder Information Supplement [Document Identifier 420]	
12. Financial Guaranty Insurance Exhibit [Document Identifier 240]	
13. Medicare Supplement Insurance Experience Exhibit [Document Identifier 360]	
14. Supplement A to Schedule T [Document Identifier 455]	
15. Trusteed Surplus Statement [Document Identifier 490]	
16. Premiums Attributed to Protected Cells Exhibit [Document Identifier 385]	
18. Medicare Part D Coverage Supplement [Document Identifier 365]	
21. Exceptions to the Reinsurance Attestation Supplement [Document Identifier 400]	
22. Bail Bond Supplement [Document Identifier 500]	
24. Relief from the five-year rotation requirement for lead audit partner [Document Identifier 224]	
25. Relief from the one-year cooling off period for independent CPA [Document Identifier 225]	
26. Relief from the Requirements for Audit Committees [Document Identifier 226]	
27. Reinsurance Counterparty Reporting Exception - Asbestos and Pollution Contracts [Document Identifier 555]	

ANNUAL STATEMENT FOR THE YEAR 2022 OF THE Mt. Morris Mutual Insurance Company  
**SUPPLEMENTAL EXHIBITS AND SCHEDULES INTERROGATORIES**

28. Credit Insurance Experience Exhibit [Document Identifier 230]



29. Long-Term Care Experience Reporting Forms [Document Identifier 306]



30. Accident and Health Policy Experience Exhibit [Document Identifier 210]



31. Supplemental Health Care Exhibit (Parts 1, 2 and 3) [Document Identifier 216]



32. Supplemental Health Care Exhibit's Expense Allocation Report [Document Identifier 217]



33. Cybersecurity and Identity Theft Insurance Coverage Supplement [Document Identifier 550]



34. Life, Health & Annuity Guaranty Association Assessable Premium Exhibit - Parts 1 and 2 [Document Identifier 290]



35. Private Flood Insurance Supplement [Document Identifier 560]



36. Will the Mortgage Guaranty Insurance Exhibit [Document Identifier 565]



**OVERFLOW PAGE FOR WRITE-INS**

**NONE**

ANNUAL STATEMENT FOR THE YEAR 2022 OF THE Mt. Morris Mutual Insurance Company

**SUMMARY INVESTMENT SCHEDULE**

Investment Categories	Gross Investment Holdings		Admitted Assets as Reported in the Annual Statement			
	1 Amount	2 Percentage of Column 1 Line 13	3 Amount	4 Securities Lending Reinvested Collateral Amount	5 Total (Col. 3 + 4) Amount	6 Percentage of Column 5 Line 13
1. Long-Term Bonds (Schedule D, Part 1):						
1.01 U.S. governments .....		0.000				0.000
1.02 All other governments .....		0.000				0.000
1.03 U.S. states, territories and possessions, etc. guaranteed .....	182,493	0.476	182,493		182,493	0.476
1.04 U.S. political subdivisions of states, territories, and possessions, guaranteed .....	6,390,473	16.659	6,390,473		6,390,473	16.659
1.05 U.S. special revenue and special assessment obligations, etc. non-guaranteed .....	8,670,525	22.603	8,670,525		8,670,525	22.603
1.06 Industrial and miscellaneous .....	5,006,213	13.050	5,006,213		5,006,213	13.050
1.07 Hybrid securities .....		0.000				0.000
1.08 Parent, subsidiaries and affiliates .....		0.000				0.000
1.09 SVO identified funds .....		0.000				0.000
1.10 Unaffiliated bank loans .....		0.000				0.000
1.11 Unaffiliated certificates of deposit .....	246,000	0.641	246,000		246,000	0.641
1.12 Total long-term bonds .....	20,495,704	53.429	20,495,704		20,495,704	53.429
2. Preferred stocks (Schedule D, Part 2, Section 1):						
2.01 Industrial and miscellaneous (Unaffiliated) .....	96,000	0.250	96,000		96,000	0.250
2.02 Parent, subsidiaries and affiliates .....		0.000				0.000
2.03 Total preferred stocks .....	96,000	0.250	96,000		96,000	0.250
3. Common stocks (Schedule D, Part 2, Section 2):						
3.01 Industrial and miscellaneous Publicly traded (Unaffiliated) .....	7,664,072	19.979	7,664,072		7,664,072	19.979
3.02 Industrial and miscellaneous Other (Unaffiliated) .....	435,265	1.135	435,265		435,265	1.135
3.03 Parent, subsidiaries and affiliates Publicly traded .....		0.000				0.000
3.04 Parent, subsidiaries and affiliates Other .....		0.000				0.000
3.05 Mutual funds .....	5,340,199	13.921	5,340,199		5,340,199	13.921
3.06 Unit investment trusts .....		0.000				0.000
3.07 Closed-end funds .....		0.000				0.000
3.08 Exchange traded funds .....		0.000				0.000
3.09 Total common stocks .....	13,439,536	35.035	13,439,536		13,439,536	35.035
4. Mortgage loans (Schedule B):						
4.01 Farm mortgages .....		0.000				0.000
4.02 Residential mortgages .....		0.000				0.000
4.03 Commercial mortgages .....		0.000				0.000
4.04 Mezzanine real estate loans .....		0.000				0.000
4.05 Total valuation allowance .....		0.000				0.000
4.06 Total mortgage loans .....		0.000				0.000
5. Real estate (Schedule A):						
5.01 Properties occupied by company .....	2,900,676	7.562	2,900,676		2,900,676	7.562
5.02 Properties held for production of income .....	83,599	0.218	83,599		83,599	0.218
5.03 Properties held for sale .....		0.000				0.000
5.04 Total real estate .....	2,984,275	7.780	2,984,275		2,984,275	7.780
6. Cash, cash equivalents and short-term investments:						
6.01 Cash (Schedule E, Part 1) .....	610,500	1.591	610,500		610,500	1.591
6.02 Cash equivalents (Schedule E, Part 2) .....	734,357	1.914	734,357		734,357	1.914
6.03 Short-term investments (Schedule DA) .....		0.000				0.000
6.04 Total cash, cash equivalents and short-term investments .....	1,344,857	3.506	1,344,857		1,344,857	3.506
7. Contract loans .....		0.000				0.000
8. Derivatives (Schedule DB) .....		0.000				0.000
9. Other invested assets (Schedule BA) .....		0.000				0.000
10. Receivables for securities .....		0.000				0.000
11. Securities Lending (Schedule DL, Part 1).....		0.000		XXX	XXX	XXX
12. Other invested assets (Page 2, Line 11) .....		0.000				0.000
13. Total invested assets	38,360,372	100.000	38,360,372		38,360,372	100.000

ANNUAL STATEMENT FOR THE YEAR 2022 OF THE Mt. Morris Mutual Insurance Company

**SCHEDULE A - VERIFICATION BETWEEN YEARS**

Real Estate

1.	Book/adjusted carrying value, December 31 of prior year .....	3,158,808
2.	Cost of acquired:	
	2.1 Actual cost at time of acquisition (Part 2, Column 6) .....	
	2.2 Additional investment made after acquisition (Part 2, Column 9) .....	
3.	Current year change in encumbrances:	
	3.1 Totals, Part 1, Column 13 .....	41
	3.2 Totals, Part 3, Column 11 .....	41
4.	Total gain (loss) on disposals, Part 3, Column 18 .....	
5.	Deduct amounts received on disposals, Part 3, Column 15 .....	
6.	Total foreign exchange change in book/adjusted carrying value:	
	6.1 Totals, Part 1, Column 15 .....	
	6.2 Totals, Part 3, Column 13 .....	
7.	Deduct current year's other than temporary impairment recognized:	
	7.1 Totals, Part 1, Column 12 .....	
	7.2 Totals, Part 3, Column 10 .....	
8.	Deduct current year's depreciation:	
	8.1 Totals, Part 1, Column 11 .....	174,574
	8.2 Totals, Part 3, Column 9 .....	174,574
9.	Book/adjusted carrying value at the end of current period (Lines 1+2+3+4-5+6-7-8) .....	2,984,275
10.	Deduct total nonadmitted amounts .....	
11.	Statement value at end of current period (Line 9 minus Line 10) .....	2,984,275

**SCHEDULE B - VERIFICATION BETWEEN YEARS**

Mortgage Loans

1.	Book value/recorded investment excluding accrued interest, December 31 of prior year .....	
2.	Cost of acquired:	
	2.1 Actual cost at time of acquisition (Part 2, Column 7) .....	
	2.2 Additional investment made after acquisition (Part 2, Column 8) .....	
3.	Capitalized deferred interest and other:	
	3.1 Totals, Part 1, Column 12 .....	
	3.2 Totals, Part 3, Column 11 .....	
4.	Accrual of discount .....	
5.	Unrealized valuation increase (decrease):	
	5.1 Totals, Part 1, Column 9 .....	
	5.2 Totals, Part 3, Column 8 .....	
6.	Total gain (loss) on disposals, Part 3, Column 18 .....	
7.	Deduct amounts received on disposals, Part 3, Column 8 .....	
8.	Deduct amortization of premium and mortgage interest points and commitment fees .....	
9.	Total foreign exchange change in book value/recorded investment excluding accrued interest:	
	9.1 Totals, Part 1, Column 13 .....	
	9.2 Totals, Part 3, Column 13 .....	
10.	Deduct current year's other than temporary impairment recognized:	
	10.1 Totals, Part 1, Column 11 .....	
	10.2 Totals, Part 3, Column 10 .....	
11.	Book value/recorded investment excluding accrued interest at end of current period (Lines 1+2+3+4+5+6-7-8+9-10) .....	
12.	Total valuation allowance .....	
13.	Subtotal (Line 11 plus 12) .....	
14.	Deduct total nonadmitted amounts .....	
15.	Statement value of mortgages owned at end of current period (Line 13 minus Line 14) .....	

**NONE**

ANNUAL STATEMENT FOR THE YEAR 2022 OF THE Mt. Morris Mutual Insurance Company

**SCHEDULE BA - VERIFICATION BETWEEN YEARS**

Other Long-Term Invested Assets

1.	Book/adjusted carrying value, December 31 of prior year .....	
2.	Cost of acquired:	
	2.1 Actual cost at time of acquisition (Part 2, Column 8) .....	
	2.2 Additional investment made after acquisition (Part 2, Column 9) .....	
3.	Capitalized deferred interest and other:	
	3.1 Totals, Part 1, Column 16 .....	
	3.2 Totals, Part 3, Column 12 .....	
4.	Accrual of discount .....	
5.	Unrealized valuation increase (decrease):	
	5.1 Totals, Part 1, Column 13 .....	
	5.2 Totals, Part 3, Column 9 .....	
6.	Total gain (loss) on disposals, Part 3, Column 19 .....	
7.	Deduct amounts received on disposals, Part 3, Column 16 .....	
8.	Deduct amortization of premium and depreciation .....	
9.	Total foreign exchange change in book/adjusted carrying value:	
	9.1 Totals, Part 1, Column 17 .....	
	9.2 Totals, Part 3, Column 14 .....	
10.	Deduct current year's other than temporary impairment recognized:	
	10.1 Totals, Part 1, Column 15 .....	
	10.2 Totals, Part 3, Column 11 .....	
11.	Book/adjusted carrying value at end of current period (Lines 1+2+3+4+5+6-7-8+9-10) .....	
12.	Deduct total nonadmitted amounts .....	
13.	Statement value at end of current period (Line 11 minus Line 12) .....	

**NONE**

**SCHEDULE D - VERIFICATION BETWEEN YEARS**

Bonds and Stocks

1.	Book/adjusted carrying value, December 31 of prior year .....	39,855,192
2.	Cost of bonds and stocks acquired, Part 3, Column 7 .....	2,709,579
3.	Accrual of discount .....	25,518
4.	Unrealized valuation increase (decrease):	
	4.1. Part 1, Column 12 .....	
	4.2. Part 2, Section 1, Column 15 .....	
	4.3. Part 2, Section 2, Column 13 .....	(1,385,686)
	4.4. Part 4, Column 11 .....	(1,703,780)
		(3,089,466)
5.	Total gain (loss) on disposals, Part 4, Column 19 .....	1,204,247
6.	Deduction consideration for bonds and stocks disposed of, Part 4, Column 7 .....	6,673,752
7.	Deduct amortization of premium .....	78
8.	Total foreign exchange change in book/adjusted carrying value:	
	8.1. Part 1, Column 15 .....	
	8.2. Part 2, Section 1, Column 19 .....	
	8.3. Part 2, Section 2, Column 16 .....	
	8.4. Part 4, Column 15 .....	
9.	Deduct current year's other than temporary impairment recognized:	
	9.1. Part 1, Column 14 .....	
	9.2. Part 2, Section 1, Column 17 .....	
	9.3. Part 2, Section 2, Column 14 .....	
	9.4. Part 4, Column 13 .....	
10.	Total investment income recognized as a result of prepayment penalties and/or acceleration fees, Note 5Q, Line 2 .....	
11.	Book/adjusted carrying value at end of current period (Lines 1+2+3+4+5-6-7+8-9+10) .....	34,031,240
12.	Deduct total nonadmitted amounts .....	
13.	Statement value at end of current period (Line 11 minus Line 12) .....	34,031,240



ANNUAL STATEMENT FOR THE YEAR 2022 OF THE Mt. Morris Mutual Insurance Company

**SCHEDULE D - SUMMARY BY COUNTRY**

Long-Term Bonds and Stocks OWNED December 31 of Current Year

Description		1 Book/Adjusted Carrying Value	2 Fair Value	3 Actual Cost	4 Par Value of Bonds
<b>BONDS</b>					
Governments (Including all obligations guaranteed by governments)	1. United States .....	.....	.....	.....	.....
	2. Canada .....	.....	.....	.....	.....
	3. Other Countries .....	.....	.....	.....	.....
	4. Totals				
U.S. States, Territories and Possessions (Direct and guaranteed)	5. Totals	182,493	191,948	177,682	200,000
U.S. Political Subdivisions of States, Territories and Possessions (Direct and guaranteed)	6. Totals	6,390,473	5,652,495	6,338,772	6,485,000
U.S. Special Revenue and Special Assessment Obligations and all Non- Guaranteed Obligations of Agencies and Authorities of Governments and their Political Subdivisions	7. Totals	8,670,525	7,871,493	8,589,716	8,800,000
Industrial and Miscellaneous, SVO Identified Funds, Unaffiliated Bank Loans, Unaffiliated Certificates of Deposit and Hybrid Securities (unaffiliated)	8. United States .....	4,084,741	3,489,000	3,848,371	4,237,000
	9. Canada .....	243,994	235,638	242,390	250,000
	10. Other Countries .....	923,478	877,084	944,518	960,000
	11. Totals	5,252,213	4,601,722	5,035,279	5,447,000
Parent, Subsidiaries and Affiliates	12. Totals				
	13. Total Bonds	20,495,704	18,317,658	20,141,449	20,932,000
<b>PREFERRED STOCKS</b>					
Industrial and Miscellaneous (unaffiliated)	14. United States .....	96,000	96,000	96,000	
	15. Canada .....				
	16. Other Countries .....				
	17. Totals	96,000	96,000	96,000	
Parent, Subsidiaries and Affiliates	18. Totals				
	19. Total Preferred Stocks	96,000	96,000	96,000	
<b>COMMON STOCKS</b>					
Industrial and Miscellaneous (unaffiliated), Mutual Funds, Unit Investment Trusts, Closed-End Funds and Exchange Traded Funds	20. United States .....	12,762,475	12,762,475	9,659,290	
	21. Canada .....	332,611	332,611	285,828	
	22. Other Countries .....	344,450	344,450	219,878	
	23. Totals	13,439,536	13,439,536	10,164,996	
Parent, Subsidiaries and Affiliates	24. Totals				
	25. Total Common Stocks	13,439,536	13,439,536	10,164,996	
	26. Total Stocks	13,535,536	13,535,536	10,260,996	
	27. Total Bonds and Stocks	34,031,240	31,853,194	30,402,445	

ANNUAL STATEMENT FOR THE YEAR 2022 OF THE Mt. Morris Mutual Insurance Company

**SCHEDULE D - PART 1A - SECTION 1**

Quality and Maturity Distribution of All Bonds Owned December 31, at Book/Adjusted Carrying Values by Major Types of Issues and NAIC Designations

NAIC Designation	1 1 Year or Less	2 Over 1 Year Through 5 Years	3 Over 5 Years Through 10 Years	4 Over 10 Years Through 20 Years	5 Over 20 Years	6 No Maturity Date	7 Total Current Year	8 Col. 7 as a % of Line 12.7	9 Total from Col. 7 Prior Year	10 % From Col. 8 Prior Year	11 Total Publicly Traded	12 Total Privately Placed (a)
<b>1. U.S. Governments</b>												
1.1 NAIC 1						XXX						
1.2 NAIC 2						XXX						
1.3 NAIC 3						XXX						
1.4 NAIC 4						XXX						
1.5 NAIC 5						XXX						
1.6 NAIC 6						XXX						
1.7 Totals						XXX						
<b>2. All Other Governments</b>												
2.1 NAIC 1						XXX						
2.2 NAIC 2						XXX						
2.3 NAIC 3						XXX						
2.4 NAIC 4						XXX						
2.5 NAIC 5						XXX						
2.6 NAIC 6						XXX						
2.7 Totals						XXX						
<b>3. U.S. States, Territories and Possessions etc., Guaranteed</b>												
3.1 NAIC 1						XXX						
3.2 NAIC 2				182,493		XXX	182,493	0.9	331,331	1.6	182,493	
3.3 NAIC 3						XXX						
3.4 NAIC 4						XXX						
3.5 NAIC 5						XXX						
3.6 NAIC 6						XXX						
3.7 Totals				182,493		XXX	182,493	0.9	331,331	1.6	182,493	
<b>4. U.S. Political Subdivisions of States, Territories and Possessions, Guaranteed</b>												
4.1 NAIC 1		404,781	537,609	3,025,281	2,326,197	XXX	6,293,868	30.7	6,775,063	32.7	6,293,868	
4.2 NAIC 2				96,605		XXX	96,605	0.5	96,407	0.5	96,605	
4.3 NAIC 3						XXX						
4.4 NAIC 4						XXX						
4.5 NAIC 5						XXX						
4.6 NAIC 6						XXX						
4.7 Totals		404,781	537,609	3,121,886	2,326,197	XXX	6,390,473	31.2	6,871,470	33.2	6,390,473	
<b>5. U.S. Special Revenue &amp; Special Assessment Obligations, etc., Non-Guaranteed</b>												
5.1 NAIC 1		349,949	2,132,428	3,401,792	2,586,356	XXX	8,470,525	41.3	9,762,708	47.2	8,470,525	
5.2 NAIC 2				100,000		XXX	100,000	0.5	100,000	0.5	100,000	
5.3 NAIC 3			100,000			XXX	100,000	0.5			100,000	
5.4 NAIC 4						XXX			100,000	0.5		
5.5 NAIC 5						XXX						
5.6 NAIC 6						XXX						
5.7 Totals		349,949	2,232,428	3,501,792	2,586,356	XXX	8,670,525	42.3	9,962,708	48.1	8,670,525	

S105

ANNUAL STATEMENT FOR THE YEAR 2022 OF THE Mt. Morris Mutual Insurance Company

**SCHEDULE D - PART 1A - SECTION 1 (Continued)**

Quality and Maturity Distribution of All Bonds Owned December 31, at Book/Adjusted Carrying Values by Major Types of Issues and NAIC Designations

NAIC Designation	1 1 Year or Less	2 Over 1 Year Through 5 Years	3 Over 5 Years Through 10 Years	4 Over 10 Years Through 20 Years	5 Over 20 Years	6 No Maturity Date	7 Total Current Year	8 Col. 7 as a % of Line 12.7	9 Total from Col. 7 Prior Year	10 % From Col. 8 Prior Year	11 Total Publicly Traded	12 Total Privately Placed (a)
<b>6. Industrial &amp; Miscellaneous (Unaffiliated)</b>												
6.1 NAIC 1	747,181	728,258		699,956	1,912,011	XXX	4,087,406	19.9	2,608,332	12.6	4,087,406	
6.2 NAIC 2				918,807		XXX	918,807	4.5	917,686	4.4	918,807	
6.3 NAIC 3						XXX						
6.4 NAIC 4						XXX						
6.5 NAIC 5						XXX						
6.6 NAIC 6						XXX						
<b>6.7 Totals</b>	<b>747,181</b>	<b>728,258</b>		<b>1,618,763</b>	<b>1,912,011</b>	<b>XXX</b>	<b>5,006,213</b>	<b>24.4</b>	<b>3,526,018</b>	<b>17.0</b>	<b>5,006,213</b>	
<b>7. Hybrid Securities</b>												
7.1 NAIC 1						XXX						
7.2 NAIC 2						XXX						
7.3 NAIC 3						XXX						
7.4 NAIC 4						XXX						
7.5 NAIC 5						XXX						
7.6 NAIC 6						XXX						
<b>7.7 Totals</b>						<b>XXX</b>						
<b>8. Parent, Subsidiaries and Affiliates</b>												
8.1 NAIC 1						XXX						
8.2 NAIC 2						XXX						
8.3 NAIC 3						XXX						
8.4 NAIC 4						XXX						
8.5 NAIC 5						XXX						
8.6 NAIC 6						XXX						
<b>8.7 Totals</b>						<b>XXX</b>						
<b>9. SVO Identified Funds</b>												
9.1 NAIC 1	XXX	XXX	XXX	XXX	XXX							
9.2 NAIC 2	XXX	XXX	XXX	XXX	XXX							
9.3 NAIC 3	XXX	XXX	XXX	XXX	XXX							
9.4 NAIC 4	XXX	XXX	XXX	XXX	XXX							
9.5 NAIC 5	XXX	XXX	XXX	XXX	XXX							
9.6 NAIC 6	XXX	XXX	XXX	XXX	XXX							
<b>9.7 Totals</b>	<b>XXX</b>	<b>XXX</b>	<b>XXX</b>	<b>XXX</b>	<b>XXX</b>							
<b>10. Unaffiliated Bank Loans</b>												
10.1 NAIC 1						XXX						
10.2 NAIC 2						XXX						
10.3 NAIC 3						XXX						
10.4 NAIC 4						XXX						
10.5 NAIC 5						XXX						
10.6 NAIC 6						XXX						
<b>10.7 Totals</b>						<b>XXX</b>						
<b>11. Unaffiliated Certificates of Deposit</b>												
11.1 NAIC 1		246,000				XXX	246,000	1.2	XXX	XXX	246,000	
11.2 NAIC 2						XXX			XXX	XXX		
11.3 NAIC 3						XXX			XXX	XXX		
11.4 NAIC 4						XXX			XXX	XXX		
11.5 NAIC 5						XXX			XXX	XXX		
11.6 NAIC 6						XXX			XXX	XXX		
<b>11.7 Totals</b>		<b>246,000</b>				<b>XXX</b>	<b>246,000</b>	<b>1.2</b>	<b>XXX</b>	<b>XXX</b>	<b>246,000</b>	

901S

ANNUAL STATEMENT FOR THE YEAR 2022 OF THE Mt. Morris Mutual Insurance Company

**SCHEDULE D - PART 1A - SECTION 1 (Continued)**

Quality and Maturity Distribution of All Bonds Owned December 31, at Book/Adjusted Carrying Values by Major Types of Issues and NAIC Designations

NAIC Designation	1 1 Year or Less	2 Over 1 Year Through 5 Years	3 Over 5 Years Through 10 Years	4 Over 10 Years Through 20 Years	5 Over 20 Years	6 No Maturity Date	7 Total Current Year	8 Col. 7 as a % of Line 12.7	9 Total from Col. 7 Prior Year	10 % From Col. 8 Prior Year	11 Total Publicly Traded	12 Total Privately Placed (a)
<b>12. Total Bonds Current Year</b>												
12.1 NAIC 1	747,181	1,728,988	2,670,037	7,127,029	6,824,564		19,097,799	93.2	XXX	XXX	19,097,799	
12.2 NAIC 2	(d)			1,297,905			1,297,905	6.3	XXX	XXX	1,297,905	
12.3 NAIC 3	(d)		100,000				100,000	0.5	XXX	XXX	100,000	
12.4 NAIC 4	(d)								XXX	XXX		
12.5 NAIC 5	(d)								XXX	XXX		
12.6 NAIC 6	(d)								XXX	XXX		
12.7 Totals	747,181	1,728,988	2,770,037	8,424,934	6,824,564		20,495,704	100.0	XXX	XXX	20,495,704	
12.8 Line 12.7 as a % of Col. 7	3.6	8.4	13.5	41.1	33.3		100.0	XXX	XXX	XXX	100.0	
<b>13. Total Bonds Prior Year</b>												
13.1 NAIC 1	39,982	638,164	3,346,710	8,121,563	6,999,684		XXX	XXX	19,146,103	92.5	19,146,103	
13.2 NAIC 2		150,000		1,295,424			XXX	XXX	1,445,424	7.0	1,445,424	
13.3 NAIC 3							XXX	XXX				
13.4 NAIC 4			100,000				XXX	XXX	100,000	0.5	100,000	
13.5 NAIC 5							XXX	XXX				
13.6 NAIC 6							XXX	XXX				
13.7 Totals	39,982	788,164	3,446,710	9,416,987	6,999,684		XXX	XXX	20,691,527	100.0	20,691,527	
13.8 Line 13.7 as a % of Col. 9	0.2	3.8	16.7	45.5	33.8		XXX	XXX	100.0	XXX	100.0	
<b>14. Total Publicly Traded Bonds</b>												
14.1 NAIC 1	747,181	1,728,988	2,670,037	7,127,029	6,824,564		19,097,799	93.2	19,146,103	92.5	19,097,799	XXX
14.2 NAIC 2				1,297,905			1,297,905	6.3	1,445,424	7.0	1,297,905	XXX
14.3 NAIC 3			100,000				100,000	0.5			100,000	XXX
14.4 NAIC 4									100,000	0.5		XXX
14.5 NAIC 5												XXX
14.6 NAIC 6												XXX
14.7 Totals	747,181	1,728,988	2,770,037	8,424,934	6,824,564		20,495,704	100.0	20,691,527	100.0	20,495,704	XXX
14.8 Line 14.7 as a % of Col. 7	3.6	8.4	13.5	41.1	33.3		100.0	XXX	XXX	XXX	100.0	XXX
14.9 Line 14.7 as a % of Line 12.7, Col. 7, Section 12	3.6	8.4	13.5	41.1	33.3		100.0	XXX	XXX	XXX	100.0	XXX
<b>15. Total Privately Placed Bonds</b>												
15.1 NAIC 1											XXX	
15.2 NAIC 2											XXX	
15.3 NAIC 3											XXX	
15.4 NAIC 4											XXX	
15.5 NAIC 5											XXX	
15.6 NAIC 6											XXX	
15.7 Totals											XXX	
15.8 Line 15.7 as a % of Col. 7								XXX	XXX	XXX	XXX	
15.9 Line 15.7 as a % of Line 12.7, Col. 7, Section 12								XXX	XXX	XXX	XXX	

(a) Includes \$ ..... freely tradable under SEC Rule 144 or qualified for resale under SEC Rule 144A.  
 (b) Includes \$ ..... current year of bonds with Z designations and \$ ..... prior year of bonds with Z designations. The letter "Z" means the NAIC designation was not assigned by the Securities Valuation Office (SVO) at the date of the statement.  
 (c) Includes \$ ..... current year, \$ ..... prior year of bonds with 5GI designations and \$ ..... current year, \$ ..... prior year of bonds with 6\* designations. "5GI" means the NAIC designation was assigned by the (SVO) in reliance on the insurer's certification that the issuer is current in all principal and interest payments. "6\*" means the NAIC designation was assigned by the SVO due to inadequate certification of principal and interest payments.  
 (d) Includes the following amount of short-term and cash equivalent bonds by NAIC designation: NAIC 1 \$ ..... ; NAIC 2 \$ ..... ; NAIC 3 \$ ..... ; NAIC 4 \$ ..... ; NAIC 5 \$ ..... ; NAIC 6 \$ .....

S107

ANNUAL STATEMENT FOR THE YEAR 2022 OF THE Mt. Morris Mutual Insurance Company

**SCHEDULE D - PART 1A - SECTION 2**

Maturity Distribution of All Bonds Owned December 31, at Book/Adjusted Carrying Values by Major Type and Subtype of Issues

Distribution by Type	1 1 Year or Less	2 Over 1 Year Through 5 Years	3 Over 5 Years Through 10 Years	4 Over 10 Years Through 20 Years	5 Over 20 Years	6 No Maturity Date	7 Total Current Year	8 Col. 7 as a % of Line 12.09	9 Total from Col. 7 Prior Year	10 % From Col. 8 Prior Year	11 Total Publicly Traded	12 Total Privately Placed
<b>1. U.S. Governments</b>												
1.01 Issuer Obligations .....						XXX						
1.02 Residential Mortgage-Backed Securities .....						XXX						
1.03 Commercial Mortgage-Backed Securities .....						XXX						
1.04 Other Loan-Backed and Structured Securities ...						XXX						
1.05 Totals						XXX						
<b>2. All Other Governments</b>												
2.01 Issuer Obligations .....						XXX						
2.02 Residential Mortgage-Backed Securities .....						XXX						
2.03 Commercial Mortgage-Backed Securities .....						XXX						
2.04 Other Loan-Backed and Structured Securities ...						XXX						
2.05 Totals						XXX						
<b>3. U.S. States, Territories and Possessions, Guaranteed</b>												
3.01 Issuer Obligations .....				182,493		XXX	182,493	0.9	331,331	1.6	182,493	
3.02 Residential Mortgage-Backed Securities .....						XXX						
3.03 Commercial Mortgage-Backed Securities .....						XXX						
3.04 Other Loan-Backed and Structured Securities ...						XXX						
3.05 Totals				182,493		XXX	182,493	0.9	331,331	1.6	182,493	
<b>4. U.S. Political Subdivisions of States, Territories and Possessions, Guaranteed</b>												
4.01 Issuer Obligations .....		404,781	537,609	3,121,886	2,326,197	XXX	6,390,473	31.2	6,871,470	33.2	6,390,473	
4.02 Residential Mortgage-Backed Securities .....						XXX						
4.03 Commercial Mortgage-Backed Securities .....						XXX						
4.04 Other Loan-Backed and Structured Securities ...						XXX						
4.05 Totals		404,781	537,609	3,121,886	2,326,197	XXX	6,390,473	31.2	6,871,470	33.2	6,390,473	
<b>5. U.S. Special Revenue &amp; Special Assessment Obligations etc., Non-Guaranteed</b>												
5.01 Issuer Obligations .....		349,949	2,232,428	3,501,792	2,586,356	XXX	8,670,525	42.3	9,962,708	48.1	8,670,525	
5.02 Residential Mortgage-Backed Securities .....						XXX						
5.03 Commercial Mortgage-Backed Securities .....						XXX						
5.04 Other Loan-Backed and Structured Securities ...						XXX						
5.05 Totals		349,949	2,232,428	3,501,792	2,586,356	XXX	8,670,525	42.3	9,962,708	48.1	8,670,525	
<b>6. Industrial and Miscellaneous</b>												
6.01 Issuer Obligations .....	747,181	728,258		1,618,763	1,912,011	XXX	5,006,213	24.4	3,526,018	17.0	5,006,213	
6.02 Residential Mortgage-Backed Securities .....						XXX						
6.03 Commercial Mortgage-Backed Securities .....						XXX						
6.04 Other Loan-Backed and Structured Securities ...						XXX						
6.05 Totals	747,181	728,258		1,618,763	1,912,011	XXX	5,006,213	24.4	3,526,018	17.0	5,006,213	
<b>7. Hybrid Securities</b>												
7.01 Issuer Obligations .....						XXX						
7.02 Residential Mortgage-Backed Securities .....						XXX						
7.03 Commercial Mortgage-Backed Securities .....						XXX						
7.04 Other Loan-Backed and Structured Securities ...						XXX						
7.05 Totals						XXX						
<b>8. Parent, Subsidiaries and Affiliates</b>												
8.01 Issuer Obligations .....						XXX						
8.02 Residential Mortgage-Backed Securities .....						XXX						
8.03 Commercial Mortgage-Backed Securities .....						XXX						
8.04 Other Loan-Backed and Structured Securities ...						XXX						
8.05 Affiliated Bank Loans - Issued .....						XXX						
8.06 Affiliated Bank Loans - Acquired .....						XXX						
8.07 Totals						XXX						

8018

ANNUAL STATEMENT FOR THE YEAR 2022 OF THE Mt. Morris Mutual Insurance Company

**SCHEDULE D - PART 1A - SECTION 2 (Continued)**

Maturity Distribution of All Bonds Owned December 31, at Book/Adjusted Carrying Values by Major Type and Subtype of Issues

Distribution by Type	1 1 Year or Less	2 Over 1 Year Through 5 Years	3 Over 5 Years Through 10 Years	4 Over 10 Years Through 20 Years	5 Over 20 Years	6 No Maturity Date	7 Total Current Year	8 Col. 7 as a % of Line 12.09	9 Total from Col. 7 Prior Year	10 % From Col. 8 Prior Year	11 Total Publicly Traded	12 Total Privately Placed
9. SVO Identified Funds												
9.01 Exchange Traded Funds Identified by the SVO	XXX	XXX	XXX	XXX	XXX							
10. Unaffiliated Bank Loans												
10.01 Unaffiliated Bank Loans - Issued						XXX						
10.02 Unaffiliated Bank Loans - Acquired						XXX						
10.03 Totals						XXX						
11. Unaffiliated Certificates of Deposit												
11.01 Totals		246,000				XXX	246,000	1.2	XXX	XXX	246,000	
12. Total Bonds Current Year												
12.01 Issuer Obligations	747,181	1,482,988	2,770,037	8,424,934	6,824,564	XXX	20,249,704	98.8	XXX	XXX	20,249,704	
12.02 Residential Mortgage-Backed Securities						XXX			XXX	XXX		
12.03 Commercial Mortgage-Backed Securities						XXX			XXX	XXX		
12.04 Other Loan-Backed and Structured Securities						XXX			XXX	XXX		
12.05 SVO Identified Funds	XXX	XXX	XXX	XXX	XXX				XXX	XXX		
12.06 Affiliated Bank Loans						XXX			XXX	XXX		
12.07 Unaffiliated Bank Loans						XXX			XXX	XXX		
12.08 Unaffiliated Certificates of Deposit		246,000				XXX	246,000	1.2	XXX	XXX	246,000	
12.09 Totals	747,181	1,728,988	2,770,037	8,424,934	6,824,564		20,495,704	100.0	XXX	XXX	20,495,704	
12.10 Line 12.09 as a % of Col. 7	3.6	8.4	13.5	41.1	33.3		100.0	XXX	XXX	XXX	100.0	
13. Total Bonds Prior Year												
13.01 Issuer Obligations	39,982	788,164	3,446,710	9,416,987	6,999,684	XXX	XXX	XXX	20,691,527	100.0	20,691,527	
13.02 Residential Mortgage-Backed Securities						XXX	XXX	XXX				
13.03 Commercial Mortgage-Backed Securities						XXX	XXX	XXX				
13.04 Other Loan-Backed and Structured Securities						XXX	XXX	XXX				
13.05 SVO Identified Funds	XXX	XXX	XXX	XXX	XXX		XXX	XXX				
13.06 Affiliated Bank Loans						XXX	XXX	XXX				
13.07 Unaffiliated Bank Loans						XXX	XXX	XXX				
13.08 Unaffiliated Certificates of Deposit	XXX	XXX	XXX	XXX	XXX	XXX	XXX	XXX	XXX	XXX	XXX	XXX
13.09 Totals	39,982	788,164	3,446,710	9,416,987	6,999,684		XXX	XXX	20,691,527	100.0	20,691,527	
13.10 Line 13.09 as a % of Col. 9	0.2	3.8	16.7	45.5	33.8		XXX	XXX	100.0	XXX	100.0	
14. Total Publicly Traded Bonds												
14.01 Issuer Obligations	747,181	1,482,988	2,770,037	8,424,934	6,824,564	XXX	20,249,704	98.8	20,691,527	100.0	20,249,704	XXX
14.02 Residential Mortgage-Backed Securities						XXX						XXX
14.03 Commercial Mortgage-Backed Securities						XXX						XXX
14.04 Other Loan-Backed and Structured Securities						XXX						XXX
14.05 SVO Identified Funds	XXX	XXX	XXX	XXX	XXX							XXX
14.06 Affiliated Bank Loans						XXX						XXX
14.07 Unaffiliated Bank Loans						XXX						XXX
14.08 Unaffiliated Certificates of Deposit		246,000				XXX	246,000	1.2	XXX	XXX	246,000	XXX
14.09 Totals	747,181	1,728,988	2,770,037	8,424,934	6,824,564		20,495,704	100.0	20,691,527	100.0	20,495,704	XXX
14.10 Line 14.09 as a % of Col. 7	3.6	8.4	13.5	41.1	33.3		100.0	XXX	XXX	XXX	100.0	XXX
14.11 Line 14.09 as a % of Line 12.09, Col. 7, Section 12	3.6	8.4	13.5	41.1	33.3		100.0	XXX	XXX	XXX	100.0	XXX
15. Total Privately Placed Bonds												
15.01 Issuer Obligations						XXX					XXX	
15.02 Residential Mortgage-Backed Securities						XXX					XXX	
15.03 Commercial Mortgage-Backed Securities						XXX					XXX	
15.04 Other Loan-Backed and Structured Securities						XXX					XXX	
15.05 SVO Identified Funds	XXX	XXX	XXX	XXX	XXX						XXX	
15.06 Affiliated Bank Loans						XXX					XXX	
15.07 Unaffiliated Bank Loans						XXX					XXX	
15.08 Unaffiliated Certificates of Deposit						XXX			XXX	XXX	XXX	
15.09 Totals											XXX	
15.10 Line 15.09 as a % of Col. 7									XXX	XXX	XXX	
15.11 Line 15.09 as a % of Line 12.09, Col. 7, Section 12									XXX	XXX	XXX	

6015

Schedule DA - Verification - Short-Term Investments

**N O N E**

Schedule DB - Part A - Verification - Options, Caps, Floors, Collars, Swaps and Forwards

**N O N E**

Schedule DB - Part B - Verification - Futures Contracts

**N O N E**

Schedule DB - Part C - Section 1 - Replication (Synthetic Asset) Transactions (RSATs) Open

**N O N E**

Schedule DB-Part C-Section 2-Reconciliation of Replication (Synthetic Asset) Transactions Open

**N O N E**

Schedule DB - Verification - Book/Adjusted Carrying Value, Fair Value and Potential Exposure of  
Derivatives

**N O N E**

ANNUAL STATEMENT FOR THE YEAR 2022 OF THE Mt. Morris Mutual Insurance Company  
**SCHEDULE E - PART 2 - VERIFICATION BETWEEN YEARS**

(Cash Equivalents)

	1 Total	2 Bonds	3 Money Market Mutual funds	4 Other (a)
1. Book/adjusted carrying value, December 31 of prior year .....	981,295		981,295	
2. Cost of cash equivalents acquired .....	7,504,028		7,504,028	
3. Accrual of discount .....				
4. Unrealized valuation increase (decrease) .....	(21)		(21)	
5. Total gain (loss) on disposals .....	(96)		(96)	
6. Deduct consideration received on disposals .....	7,750,849		7,750,849	
7. Deduct amortization of premium .....				
8. Total foreign exchange change in book/adjusted carrying value .....				
9. Deduct current year's other than temporary impairment recognized .....				
10. Book/adjusted carrying value at end of current period (Lines 1+2+3+4+5-6-7+8-9) .....	734,357		734,357	
11. Deduct total nonadmitted amounts .....				
12. Statement value at end of current period (Line 10 minus Line 11)	734,357		734,357	

(a) Indicate the category of such investments, for example, joint ventures, transportation equipment:





Schedule A - Part 2 - Real Estate Acquired and Additions Made

**NONE**

Schedule A - Part 3 - Real Estate Disposed

**NONE**

Schedule B - Part 1 - Mortgage Loans Owned

**NONE**

Schedule B - Part 2 - Mortgage Loans Acquired and Additions Made

**NONE**

Schedule B - Part 3 - Mortgage Loans Disposed, Transferred or Repaid

**NONE**

Schedule BA - Part 1 - Other Long-Term Invested Assets Owned

**NONE**

Schedule BA - Part 2 - Other Long-Term Invested Assets Acquired and Additions Made

**NONE**

Schedule BA - Part 3 - Other Long-Term Invested Assets Disposed, Transferred or Repaid

**NONE**

ANNUAL STATEMENT FOR THE YEAR 2022 OF THE Mt. Morris Mutual Insurance Company

**SCHEDULE D - PART 1**

Showing All Long-Term BONDS Owned December 31 of Current Year

1 CUSIP Identification	2 Description	Codes			6 NAIC Designation, NAIC Designation Modifier and SVO Administrative Symbol	7 Actual Cost	Fair Value		10 Par Value	11 Book/ Adjusted Carrying Value	Change in Book/Adjusted Carrying Value				Interest					Dates		
		3 C o d e	4 F o r e i g n	5 B o n d C h a r			8 R a t e U s e d t o O b t a i n F a i r V a l u e	9 F a i r V a l u e			12 U n r e a l i z e d V a l u e I n c r e a s e/ (D e c r e a s e)	13 C u r r e n t Y e a r ' (A m o r t i z a t i o n ) A c c r e t i o n	14 C u r r e n t Y e a r ' O t h e r - T h a n - T e m p o r a r y I m p a i r m e n t R e c o g n i z e d	15 T o t a l F o r e i g n E x c h a n g e i n B o o k/ A d j u s t e d C a r r y i n g V a l u e	16 R a t e o f	17 E f f e c t i v e R a t e o f	18 W h e n P a i d	19 A d m i t t e d A m o u n t D u e a n d A c c r u e d	20 A m o u n t R e c e i v e d D u r i n g Y e a r	21 A c q u i r e d	22 S t a t e d C o n t r a c t u a l M a t u r i t y D a t e	
0109999999. Total - U.S. Government Bonds							XXX								XXX	XXX	XXX			XXX	XXX	
0309999999. Total - All Other Government Bonds							XXX									XXX	XXX	XXX			XXX	XXX
452151-LF-8	ILLINOIS ST				2.A FE	177,682	95.9740	191,948	200,000	182,493		1,162			5.100	6.256	JD	850	10,200	05/26/2010	06/01/2033	
0419999999. Subtotal - Bonds - U.S. States, Territories and Possessions - Issuer Obligations							177,682	XXX	191,948	200,000	182,493		1,162			XXX	XXX	XXX	850	10,200	XXX	XXX
0509999999. Total - U.S. States, Territories and Possessions Bonds							177,682	XXX	191,948	200,000	182,493		1,162			XXX	XXX	XXX	850	10,200	XXX	XXX
039223-FL-1	ARCADIA WIS				1.C FE	234,412	97.2000	233,280	240,000	237,917		177			3.000	3.102	JD	600	7,200	08/09/2018	12/01/2032	
080637-QK-0	BELOIT WIS				1.C FE	117,932	97.8990	117,479	120,000	118,855		93			3.125	3.235	AO	938	3,750	04/18/2018	04/01/2033	
151069-GJ-4	CELINA OHIO CITY SCH DIST				1.E FE	245,500	64.9190	162,298	250,000	245,668		96			2.750	2.838	JD	573	7,505	10/28/2021	12/01/2051	
160131-CZ-9	CHARLESTON EDL EXCELLENCE FING				1.D FE	99,000	100.9630	100,963	100,000	99,806		29			4.000	4.037	JD	333	4,000	08/05/2013	12/01/2028	
230614-KM-0	CUMBERLAND ONTY PA MUN AUTH RE				1.G FE	249,880	76.7700	191,925	250,000	249,943		2			3.250	3.251	MN	1,354	8,125	05/23/2016	11/01/2046	
259230-MV-9	DOUGLAS ONTY NEB HOSP AUTH NO				1.D FE	227,325	84.6670	211,668	250,000	236,170		620			3.000	3.445	MN	958	7,500	06/05/2017	05/15/2039	
283590-FT-9	EL PASO ONTY TEX HOSP DIST				2.A FE	90,500	96.4680	96,468	100,000	96,605		198			4.000	4.352	FA	1,511	4,000	01/16/2014	08/15/2035	
283839-WE-4	EL RANCHO CALIF UNI SCH DIST				1.C FE	99,520	100.0450	100,045	100,000	99,937		10			3.750	3.763	FA	1,563	3,750	06/20/2012	08/01/2028	
395226-X4-0	GREENFIELD WIS				1.C FE	109,288	95.4230	104,965	110,000	109,657		23			3.250	3.281	MS	1,192	3,575	04/03/2018	03/01/2035	
478107-AZ-8	JOHNS CREEK GA				1.A FE	247,942	88.6930	221,733	250,000	248,702		44			3.375	3.411	AO	2,109	8,438	04/12/2017	04/01/2043	
546589-ZR-6	LOUISVILLE & JEFFERSON ONTY KY				1.D FE	492,203	79.0650	395,325	500,000	495,235		138			3.000	3.057	MN	1,917	15,000	08/31/2016	05/15/2046	
590545-XC-8	MESA ARIZ UTIL SYS REV				1.D FE	248,414	82.2920	205,730	250,000	199,113		38			3.000	3.026	JJ	3,750	7,500	05/25/2016	07/01/2040	
612888-CD-7	MONTEZUMA KANS UNI SCH DIST NO				1.F FE	218,588	62.4520	137,394	220,000	218,639		32			2.500	2.530	MS	1,833	5,042	10/01/2021	09/01/2051	
661838-JG-8	NORTH RICHLAND HILLS TEX				1.C FE	98,023	100.0900	100,090	100,000	99,614		30			4.000	4.047	FA	1,511	4,000	12/03/2013	02/15/2033	
661838-JV-5	NORTH RICHLAND HILLS TEX				1.C FE	198,038	100.0510	200,102	200,000	199,753		74			3.125	3.167	FA	2,361	6,250	12/03/2013	02/15/2026	
662152-DT-1	NORTH ST PAUL MAPLEWOOD MINN				1.B FE	247,115	92.6240	231,560	250,000	248,191		82			3.500	3.559	FA	3,646	8,750	09/12/2018	02/01/2039	
662842-SU-8	NORTH TEX MUN WTR DIST UPPER E				1.B FE	245,754	61.5110	153,778	250,000	245,893		99			2.375	2.456	JD	495	6,960	09/29/2021	06/01/2051	
687908-GP-2	OSHKOSH WIS AREA SCH DIST				1.D FE	97,649	97.7960	97,796	100,000	98,939		87			3.125	3.248	MS	1,042	3,125	04/16/2015	03/01/2033	
687908-GR-8	OSHKOSH WIS AREA SCH DIST				1.D FE	97,843	98.5190	98,519	100,000	98,989		66			3.250	3.352	MS	1,083	3,250	04/16/2015	03/01/2035	
726719-HM-2	PLAINVIEW TEX				1.C FE	246,248	92.2120	230,530	250,000	247,675		115			3.375	3.454	FA	3,188	8,438	03/29/2018	02/15/2038	
737828-DE-0	POTTAWATOMIE ONTY KANS UNI SCH				1.C FE	246,400	93.4100	233,525	250,000	248,024		93			3.500	3.566	MS	2,917	8,750	03/29/2018	09/01/2038	
761474-JU-0	REVERE OHIO LOC SCH DIST				1.B FE	244,337	87.3880	218,470	250,000	234,735		420			3.250	3.645	JD	677	8,125	12/20/2017	12/01/2045	
763631-V5-4	RICHLAND ONTY S C				1.A FE	234,605	93.3360	233,340	250,000	241,264		516			3.125	3.458	MS	2,604	7,813	12/06/2016	03/01/2036	
785751-RE-0	SACHSE TEX				1.C FE	241,901	84.6470	211,618	250,000	244,937		217			3.125	3.281	FA	2,951	7,813	10/27/2017	02/15/2040	
836753-MF-7	SOUTH BROWARD HOSP DIST FLA RE				1.D FE	249,239	94.6650	236,663	250,000	249,576		12			4.000	4.012	MN	1,667	10,000	12/02/2016	05/01/2044	
836785-V9-3	SOUTH BRUNSWICK TWP N J				1.B FE	104,268	96.7000	101,535	105,000	104,849		29			3.250	3.283	AO	853	3,413	11/06/2013	10/01/2027	
845641-GZ-6	SOUTHWESTERN MICH COLLEGE MICH				1.C FE	99,900	100.0580	100,058	100,000	99,950		6			3.250	3.258	MN	542	3,250	03/06/2017	05/01/2030	
850578-TU-9	SPRINGFIELD ILL ELEC REV				1.E FE	100,631	96.7980	96,798	100,000	100,179		(78)			4.000	3.913	MS	1,333	4,000	12/02/2015	03/01/2040	
86024W-FR-6	STEVENS POINT WIS AREA PUB SCH				1.C FE	245,318	89.0880	222,720	250,000	246,948		168			3.000	3.107	AO	1,875	7,500	12/12/2017	04/01/2037	
865270-YP-1	SULLIVAN ONTY N Y				1.C FE	229,194	87.2860	218,215	250,000	239,829		520			3.000	3.350	MN	958	7,500	11/29/2016	11/15/2037	
866854-RG-9	SUN PRAIRIE WIS AREA SCH DIST				1.C FE	294,080	98.7990	296,397	300,000	297,076		171			3.500	3.594	MS	3,500	10,500	03/02/2017	03/01/2036	
984071-DZ-0	XENIA OHIO CMNTY CITY SCH DIST				1.C FE	137,725	65.3630	91,508	140,000	137,805		57			2.375	2.455	JD	277	3,325	09/21/2021	12/01/2049	
0619999999. Subtotal - Bonds - U.S. Political Subdivisions - Issuer Obligations							6,338,772	XXX	5,652,495	6,485,000	6,390,473		4,184			XXX	XXX	XXX	52,111	208,147	XXX	XXX
0709999999. Total - U.S. Political Subdivisions Bonds							6,338,772	XXX	5,652,495	6,485,000	6,390,473		4,184			XXX	XXX	XXX	52,111	208,147	XXX	XXX
018095-F4-6	ALLEN TEX				1.A FE	99,000	98.7540	98,754	100,000	99,542		35			3.250	3.302	FA	1,228	3,250	04/17/2015	08/15/2033	
035357-XY-3	ANKENY IOWA CMNTY SCH DIST				1.C FE	247,518	98.5660	246,415	250,000	248,683		156			3.000	3.080	JD	625	7,500	06/28/2018	06/01/2030	
041806-3T-5	ARLINGTON TEX HIGHER ED FIN CORP				1.A FE	248,250	62.8720	157,180	250,000	248,308		41			2.375	2.408	FA	2,243	5,690	08/31/2021	08/15/2051	
069383-Z7-5	BARTLETT TENN				1.B FE	94,280	99.9210	99,921	100,000	98,314		266			3.000	3.329	MS	1,000	3,000	12/09/2013	09/01/2028	

E10

ANNUAL STATEMENT FOR THE YEAR 2022 OF THE Mt. Morris Mutual Insurance Company

**SCHEDULE D - PART 1**

Showing All Long-Term BONDS Owned December 31 of Current Year

1	2	Codes			6	7	Fair Value		10	11	Change in Book/Adjusted Carrying Value				Interest					Dates	
		3	4	5			8	9			12	13	14	15	16	17	18	19	20	21	22
CUSIP Identification	Description	Code	Fore	Bond Char	NAIC Designation, NAIC Designation Modifier and SVO Administrative Symbol	Actual Cost	Rate Used to Obtain Fair Value	Fair Value	Par Value	Book/ Adjusted Carrying Value	Unrealized Valuation Increase/ (Decrease)	Current Year's (Amortization) Accretion	Current Year's Other-Than-Temporary Impairment Recognized	Total Foreign Exchange Change in Book/ Adjusted Carrying Value	Rate of	Effective Rate of	When Paid	Admitted Amount Due and Accrued	Amount Received During Year	Acquired	Stated Contractual Maturity Date
096028-MZ-5	BLUE RIDGE TEX WEST MUN UTIL D				1.F FE	68,558	.63	8800	44,716	70,000	68,593		35		2.500	2.604	MS	583	1,118	01/01/2022	09/01/2051
122475-XR-2	BURNSVILLE MINN INDPT SCH DIST				1.B FE	99,000	.98	5410	98,541	100,000	99,559		29		3.250	3.295	FA	1,354	3,250	04/18/2015	02/01/2035
153476-BX-3	CENTRAL FLA EXPWY AUTH SR LIEN				1.E FE	249,048	.97	9200	244,800	250,000	249,553		22		4.000	4.016	JJ	5,000	10,000	12/05/2016	07/01/2037
181234-H2-4	CLARK CNTY WASH SCH DIST NO 11				1.D FE	99,844	1.02	5880	102,588	100,000	99,949		10		5.520	5.533	JD	460	5,520	06/10/2010	06/01/2027
187720-IU-7	CLINTON IOWA				1.F FE	245,170	.97	5660	243,915	250,000	247,296		242		3.125	3.259	JD	651	7,813	08/09/2018	06/01/2032
196711-LZ-6	COLORADO ST CTFS PARTN				1.D FE	199,500	1.07	7430	215,486	200,000	199,612		13		6.450	6.469	MS	3,798	12,900	03/11/2011	09/15/2039
276509-OR-5	EASTERN ILL UNIV CTFS PARTN				3.B FE	100,000	.96	9910	96,991	100,000	100,000			6.200	6.200	AO	1,550	6,200	09/24/2009	04/01/2029	
293641-RX-6	ENTERPRISE ALA				1.D FE	143,625	.95	0330	142,550	150,000	147,394		179		3.125	3.305	AO	1,172	4,688	11/04/2014	10/01/2034
298047-JY-8	EUCLID OHIO CITY SCH DIST				1.C FE	96,683	.98	2710	98,271	100,000	98,874		67		3.500	3.609	JJ	1,614	3,500	09/10/2014	01/15/2036
311142-XX-6	FARMINGTON ARK SCH DIST NO 6				1.C FE	246,984	.92	7220	231,805	250,000	248,943		44		3.625	3.658	FA	3,776	9,063	09/12/2018	02/01/2040
436542-SC-9	HOLT MICH PUB SCHO				1.C FE	165,275	.65	9360	115,388	175,000	165,722		343		2.125	2.458	MN	620	4,349	09/21/2021	05/01/2043
455060-XS-9	INDIANA ST FIN AUTH REV				1.E FE	254,750	.77	0420	231,126	300,000	270,171		903		3.125	3.814	MS	3,125	9,375	04/17/2017	03/01/2044
469205-KL-1	JACKSONVILLE ALA ST UNIV REV				1.C FE	249,998	.96	4960	241,240	250,000	250,000			3.750	3.750	JD	781	9,375	01/31/2017	12/01/2038	
49140N-FD-4	KENTUCKY RURAL WTR FIN CORP PU				1.E FE	248,813	.62	7910	156,978	250,000	248,890		29		2.250	2.272	FA	2,344	5,625	12/30/2020	02/01/2050
498368-OB-3	KLAMATH CNTY ORE SCH DIST				1.B FE	199,900	1.00	4750	200,950	200,000	199,977		2		4.000	4.001	JD	356	8,000	11/05/2013	06/15/2032
499746-G4-1	KNOXVILLE TENN ELEC REV				1.D FE	238,844	.79	3650	198,413	250,000	243,788		184		3.125	3.282	JJ	3,906	7,813	10/27/2017	07/01/2045
509541-EL-8	LAKE CRYSTAL WELLCOME MEM AREA				1.A FE	98,400	1.00	3330	100,333	100,000	99,512		52		3.000	3.069	FA	1,250	3,000	11/04/2014	02/01/2031
572148-AN-4	MARSHALL CNTY KY PUB LIBR				1.D FE	240,096	.86	8020	240,005	250,000	243,453		215		3.375	3.557	JD	703	8,438	07/12/2018	06/01/2043
572163-JL-8	MARSHALL CNTY KY SCH DIST FIN				1.E FE	248,778	.98	0410	245,103	250,000	249,242		47		3.500	3.530	FA	3,646	8,750	07/12/2018	08/01/2035
57582R-JM-9	MASSACHUSETTS ST				1.C FE	198,592	.79	4840	166,916	210,000	203,558		209		3.000	3.200	AO	1,575	6,300	11/20/2017	04/01/2044
585483-TL-4	MELISSA TEX				1.D FE	237,353	.97	1340	242,835	250,000	241,749		663		3.250	3.643	FA	3,069	8,125	10/23/2018	02/15/2033
60637A-GL-0	MISSOURI ST HEALTH & EDL FACS				1.E FE	144,405	.98	9230	148,385	150,000	147,920		195		3.500	3.685	MN	671	5,250	11/24/2014	11/15/2031
625914-KE-5	MUNICIPAL ENERGY AGY OF NEB PW				1.F FE	139,345	.87	0830	126,270	145,000	141,504		162		3.000	3.191	AO	1,088	4,350	10/25/2016	04/01/2039
67756D-JW-7	OHIO ST HIGHER EDL FAC COMMN				1.D FE	208,688	.95	9970	215,993	225,000	216,024		536		3.250	3.640	JD	609	7,313	11/30/2016	12/01/2035
758381-FT-9	REEDSBURG WIS SCH DIST				1.C FE	242,239	.97	3520	243,380	250,000	245,115		446		3.000	3.246	AO	1,875	7,500	05/30/2018	04/01/2032
768190-JH-4	RIVER FALLS WIS SCH DIST				1.C FE	248,366	.99	0100	247,525	250,000	249,068		98		3.000	3.051	AO	1,875	7,500	07/23/2018	04/01/2031
772884-HF-2	ROCKCASTLE CNTY KY SCH DIST FI				1.E FE	172,928	.97	8870	171,302	175,000	173,713		95		3.125	3.204	FA	2,279	5,469	02/01/2018	02/01/2034
774652-AU-5	ROCKY MOUNT N C SPL OBLIG				1.D FE	248,985	.96	7490	241,873	250,000	249,458		31		3.500	3.521	MN	1,458	8,750	01/09/2017	05/01/2036
80372P-AU-0	SARPY CNTY NEB HOSP AUTH NO 1				1.D FE	100,000	.75	5050	75,505	100,000	98,927		31		3.000	3.065	MN	383	3,000	09/14/2016	05/15/2046
837031-C4-3	SOUTH CAROLINA JOBS-ECONOMIC D				1.G FE	247,500	.60	4700	151,175	250,000	247,597		58		2.500	2.548	MS	1,840	8,142	07/14/2021	03/15/2051
838536-ER-7	SOUTH JERSEY TRANSN AUTH N J T				2.B FE	100,000	1.06	5770	106,577	100,000	100,000			7.000	7.000	MN	1,167	7,000	01/06/2010	11/01/2038	
791230-TK-1	ST LOUIS CNTY MINN				1.B FE	149,096	1.01	0580	151,581	150,000	149,657		37		3.250	3.283	JD	406	4,875	06/11/2015	12/01/2030
866398-FQ-8	SUMNER CNTY KANS UNI SCH DIST				1.C FE	98,407	1.00	1880	100,188	100,000	99,544		39		3.250	3.305	MS	1,083	3,250	09/09/2014	09/01/2032
882253-ST-5	TEXAS CITY TEX				1.E FE	245,880	.99	6850	249,213	250,000	247,484		309		3.125	3.285	FA	2,951	7,813	10/10/2018	02/15/2030
885718-JJ-6	THREE RIVERS PARK DIST MINN				1.A FE	199,150	.94	0010	188,002	200,000	199,727		11		3.375	3.385	FA	2,813	6,750	04/17/2015	08/01/2040
940859-BN-0	WASHOE CNTY NEV SCH DIST				1.D FE	240,950	.88	0850	220,213	250,000	244,068		283		3.125	3.320	AO	1,953	7,813	12/26/2017	12/01/2038
940859-BS-9	WASHOE CNTY NEV SCH DIST				1.D FE	240,178	.83	7200	209,300	250,000	243,323		233		3.250	3.437	AO	2,031	8,125	01/22/2018	10/01/2042
952718-N3-4	WEST FARGO N D				1.D FE	298,500	.65	0820	195,246	300,000	298,749		43		2.250	2.274	MN	1,125	6,750	12/30/2020	05/01/2045
956622-L7-7	WEST VIRGINIA ST HOSP FIN AUTH				1.F FE	299,118	.84	5750	253,725	300,000	299,506		22		3.250	3.263	JD	813	9,750	06/15/2016	06/01/2039
974535-KN-5	WINNEBAGO & BOONE CNTYS ILL SC				1.D FE	99,500	1.00	4350	100,435	100,000	99,857		21		3.500	3.526	FA	1,458	3,500	03/05/2015	02/01/2029
97712D-7E-0	WISCONSIN ST HEALTH & EDL FACS				1.B FE	69,502	1.03	2000	72,240	70,000	69,608		10		4.000	4.037	MN	358	2,800	12/16/2016	11/15/2046
97712D-7F-7	WISCONSIN ST HEALTH & EDL FACS				1.B FE	178,720	.91	7470	165,145	180,000	178,994		25		4.000	4.037	MN	920	7,200	12/16/2016	11/15/2046
0819999999	Subtotal - Bonds - U.S. Special Revenues - Issuer Obligations					8,589,716	XXX	7,871,493	8,800,000	8,670,525		6,471			XXX	XXX	XXX	75,585	295,542	XXX	XXX
0909999999	Total - U.S. Special Revenues Bonds					8,589,716	XXX	7,871,493	8,800,000	8,670,525		6,471			XXX	XXX	XXX	75,585	295,542	XXX	XXX
067470-3C-9	BARCLAYS BANK PLC				1.F FE	234,518	.90	4380	226,096	250,000	237,961		3,444		1.500	4.027	JJ	1,865	1,875	05/24/2022	01/02/2025

ANNUAL STATEMENT FOR THE YEAR 2022 OF THE Mt. Morris Mutual Insurance Company

**SCHEDULE D - PART 1**

Showing All Long-Term BONDS Owned December 31 of Current Year

1	2	Codes			6	7	Fair Value		10	11	Change in Book/Adjusted Carrying Value				Interest					Dates	
		3	4	5			8	9			12	13	14	15	16	17	18	19	20	21	22
CUSIP Identification	Description	C o d e	F o r e i g n	B o n d C h a r	NAIC Designation, NAIC Designation Modifier and SVO Administrative Symbol	Actual Cost	Rate Used to Obtain Fair Value	Fair Value	Par Value	Book/ Adjusted Carrying Value	Unrealized Valuation Increase/ (Decrease)	Current Year's (Amortization) Accretion	Current Year's Other-Than-Temporary Impairment Recognized	Total Foreign Exchange Change in Book/ Adjusted Carrying Value	Rate of	Effective Rate of	When Paid	Admitted Amount Due and Accrued	Amount Received During Year	Acquired	Stated Contractual Maturity Date
85771P-AE-2	EQUINOR ASA	D			1.D FE	200,000	.88.5330	177,066	200,000	187,666		396			4.250	4.748	MN	897	8,500	02/22/2016	11/23/2041
822582-AY-8	SHELL INTERNATIONAL FIN BV	D			1.E FE	260,000	.90.6220	235,618	260,000	247,851		335			4.550	4.913	FA	4,568	11,830	02/22/2016	08/12/2043
037833-AL-4	APPLE INC				1.B FE	148,572	.87.0960	130,645	150,000	148,835		37			3.850	3.906	MN	914	5,775	05/23/2016	05/04/2043
00206R-BH-4	AT&T INC				2.B FE	430,754	.82.5070	376,231	456,000	434,194		650			4.300	4.671	JD	871	19,608	05/13/2015	12/15/2042
103730-BP-4	BP CAP MKTS AMER INC				1.G FE	241,285	.66.3380	165,844	250,000	241,591		182			2.939	3.118	JD	551	7,348	06/16/2021	06/04/2051
12189L-AJ-0	BURLINGTON NORTHN SANTA FE CP				1.G FE	97,557	.90.1360	90,136	100,000	97,990		64			4.400	4.558	MS	1,296	4,400	11/20/2015	03/15/2042
149123-CD-1	CATERPILLAR INC				1.F FE	98,420	.90.8210	90,821	100,000	98,684		37			4.300	4.396	MN	549	4,300	11/20/2015	05/15/2044
166756-AH-9	CHEVRON USA INC				1.D FE	234,345	.62.5550	312,777	500,000	453,882		1,090			2.343	2.826	FA	4,523	11,715	01/20/2021	08/12/2050
17330P-5F-2	CITIGROUP GLOBAL MKTS HLDGS IN				1.G FE	250,000	.97.5250	243,813	250,000	250,000					3.700	3.700	JD	411	4,625	06/13/2022	06/15/2024
191216-CX-6	COCA COLA CO				1.E FE	232,793	.67.3190	168,297	250,000	232,748		403			2.600	2.970	JD	542	6,500	05/17/2021	06/01/2050
191216-DC-1	COCA COLA CO				1.E FE	242,688	.65.2630	163,157	250,000	243,035		165			2.500	2.641	MS	1,840	6,250	02/05/2021	03/15/2051
22553P-YF-0	CREDIT SUISSE AG LONDON BRANCH	C			1.E FE	250,000	.95.3220	238,304	250,000	250,000					4.000	4.000	MJSD	583	5,000	06/08/2022	12/10/2024
406216-BA-8	HALLIBURTON CO				2.A FE	96,979	.83.8850	83,885	100,000	97,504		81			4.500	4.701	MN	575	4,500	11/20/2015	11/15/2041
459200-HF-1	INTERNATIONAL BUSINESS MACHS				1.G FE	187,060	.83.3500	166,701	200,000	189,274		342			4.000	4.413	JD	244	8,000	12/02/2015	06/20/2042
59156R-BD-9	METLIFE INC				1.G FE	223,005	.85.1960	204,469	240,000	225,026		462			4.125	4.612	FA	3,795	9,900	02/22/2016	08/13/2042
59156R-BN-7	METLIFE INC				1.G FE	244,587	.84.0200	210,050	250,000	245,385		125			4.050	4.179	MS	3,375	10,125	05/23/2016	03/01/2045
91282C-CX-5	UNITED STATES TREAS NTS				1.A	244,053	.97.7810	244,453	250,000	247,181		3,127			0.125	2.420	JD	157	156	06/10/2022	06/30/2023
91159H-HR-4	US BANCORP				1.F FE	245,846	.94.0660	235,164	250,000	246,303		457			3.150	3.522	AO	1,400	3,938	06/01/2022	04/27/2027
92343V-BE-3	VERIZON COMMUNICATIONS INC				2.A FE	195,958	.91.6840	183,368	200,000	196,690		105			4.750	4.885	MN	1,583	9,500	05/13/2015	11/01/2041
92343V-CQ-5	VERIZON COMMUNICATIONS INC				2.A FE	188,469	.91.9530	179,308	195,000	190,419		285			4.400	4.661	MN	1,430	8,580	05/13/2015	11/01/2034
064159-TF-3	BANK NOVA SCOTIA B C	A			1.G FE	242,390	.94.2550	235,638	250,000	243,994		1,604			2.200	3.401	FA	2,261		06/01/2022	02/03/2025
1019999999	Subtotal - Bonds - Industrial and Miscellaneous (Unaffiliated) - Issuer Obligations					4,789,279	XXX	4,361,841	5,201,000	5,006,213		13,391			XXX	XXX	XXX	34,230	155,175	XXX	XXX
1109999999	Total - Industrial and Miscellaneous (Unaffiliated) Bonds					4,789,279	XXX	4,361,841	5,201,000	5,006,213		13,391			XXX	XXX	XXX	34,230	155,175	XXX	XXX
1309999999	Total - Hybrid Securities						XXX								XXX	XXX	XXX			XXX	XXX
1509999999	Total - Parent, Subsidiaries and Affiliates Bonds						XXX								XXX	XXX	XXX			XXX	XXX
1909999999	Subtotal - Bonds - Unaffiliated Bank Loans						XXX								XXX	XXX	XXX			XXX	XXX
14042R-SC-6	CAPITAL ONE NATL ASSN VA				1.A	246,000	.97.5130	239,881	246,000	246,000					2.850	2.850	JD	327	3,515	06/13/2022	06/17/2024
2019999999	Subtotal - Bonds - Unaffiliated Certificates of Deposit					246,000	XXX	239,881	246,000	246,000					XXX	XXX	XXX	327	3,515	XXX	XXX
2419999999	Total - Issuer Obligations					19,895,449	XXX	18,077,777	20,686,000	20,249,704		25,208			XXX	XXX	XXX	162,776	669,064	XXX	XXX
2429999999	Total - Residential Mortgage-Backed Securities						XXX								XXX	XXX	XXX			XXX	XXX
2439999999	Total - Commercial Mortgage-Backed Securities						XXX								XXX	XXX	XXX			XXX	XXX
2449999999	Total - Other Loan-Backed and Structured Securities						XXX								XXX	XXX	XXX			XXX	XXX
2459999999	Total - SVO Identified Funds						XXX								XXX	XXX	XXX			XXX	XXX
2469999999	Total - Affiliated Bank Loans						XXX								XXX	XXX	XXX			XXX	XXX
2479999999	Total - Unaffiliated Bank Loans						XXX								XXX	XXX	XXX			XXX	XXX
2489999999	Total - Unaffiliated Certificates of Deposit					246,000	XXX	239,881	246,000	246,000					XXX	XXX	XXX	327	3,515	XXX	XXX
2509999999	Total Bonds					20,141,449	XXX	18,317,658	20,932,000	20,495,704		25,208			XXX	XXX	XXX	163,103	672,579	XXX	XXX

1. Line Book/Adjusted Carrying Value by NAIC Designation Category Footnote:  
 Number  
 1A 1A ..\$ ..... 1,630,236 1B ..\$ ..... 1,778,612 1C ..\$ ..... 4,437,484 1D ..\$ ..... 4,795,727 1E ..\$ ..... 2,906,454 1F ..\$ ..... 1,558,486 1G ..\$ ..... 1,990,800  
 1B 2A ..\$ ..... 763,711 2B ..\$ ..... 534,194 2C ..\$ .....  
 1C 3A ..\$ ..... 3B ..\$ ..... 100,000 3C ..\$ .....

E10.2

ANNUAL STATEMENT FOR THE YEAR 2022 OF THE Mt. Morris Mutual Insurance Company

Line Book/Adjusted Carrying Value by NAIC Designation Category Footnote:

Line Number	1A	1A ..\$ .....	1,630,236	1B ..\$ .....	1,778,612	1C ..\$ .....	4,437,484	1D ..\$ .....	4,795,727	1E ..\$ .....	2,906,454	1F ..\$ .....	1,558,486	1G ..\$ .....	1,990,800
1B	2A ..\$ .....	763,711	2B ..\$ .....	534,194	2C ..\$ .....										
1C	3A ..\$ .....		3B ..\$ .....	100,000	3C ..\$ .....										
1D	4A ..\$ .....		4B ..\$ .....		4C ..\$ .....										
1E	5A ..\$ .....		5B ..\$ .....		5C ..\$ .....										
1F	6 ..\$ .....														

ANNUAL STATEMENT FOR THE YEAR 2022 OF THE Mt. Morris Mutual Insurance Company

**SCHEDULE D - PART 2 - SECTION 1**

Showing All PREFERRED STOCKS Owned December 31 of Current Year

1 CUSIP Identi- fication	2 Description	3 Codes		5 Number of Shares	6 Par Value Per Share	7 Rate Per Share	8 Book/ Adjusted Carrying Value	9 Fair Value		11 Actual Cost	12 Dividends			13 Change in Book/Adjusted Carrying Value				20 NAIC Desig- nation, NAIC Desig- nation Modifier and SVO Admini- strative Symbol	21 Date Acquired		
		3 Code	4 For- eign					9 Rate Per Share Used to Obtain Fair Value	10 Fair Value		12 Declared but Unpaid	13 Amount Received During Year	14 Nonadmitted Declared But Unpaid	15 Unrealized Valuation Increase/ (Decrease)	16 Current Year's (Amor- tization) Accretion	17 Current Year's Other-Than- Temporary Impairment Recognized	18 Total Change in Book/Adjusted Carrying Value (15 + 16 - 17)			19 Total Foreign Exchange Change in Book/ Adjusted Carrying Value	
97689#-11-8 ..	WISCONSIN REINSURANCE CORP. ....			96,000	1,000.00	1,000.000	96,000	1,000,000	96,000	96,000									3.A	01/01/1991 ..	
4019999999. Subtotal - Preferred Stock - Industrial and Miscellaneous (Unaffiliated) Perpetual Preferred							96,000	XXX	96,000	96,000									XXX	XXX	
4109999999. Total - Preferred Stock - Industrial and Miscellaneous (Unaffiliated)							96,000	XXX	96,000	96,000										XXX	XXX
4409999999. Total - Preferred Stock - Parent, Subsidiaries and Affiliates								XXX												XXX	XXX
4509999999 - Total Preferred Stocks							96,000	XXX	96,000	96,000										XXX	XXX

1. Line Book/Adjusted Carrying Value by NAIC Designation Category Footnote:  
 Number  
 1A 1A ..\$ ..... 1B ..\$ ..... 1C ..\$ ..... 1D ..\$ ..... 1E ..\$ ..... 1F ..\$ ..... 1G ..\$ .....  
 1B 2A ..\$ ..... 2B ..\$ ..... 2C ..\$ .....  
 1C 3A ..\$ ..... 96,000 3B ..\$ ..... 3C ..\$ .....  
 1D 4A ..\$ ..... 4B ..\$ ..... 4C ..\$ .....  
 1E 5A ..\$ ..... 5B ..\$ ..... 5C ..\$ .....  
 1F 6 ..\$ .....

E11

ANNUAL STATEMENT FOR THE YEAR 2022 OF THE Mt. Morris Mutual Insurance Company

**SCHEDULE D - PART 2 - SECTION 2**

Showing All COMMON STOCKS Owned December 31 of Current Year

1	2	Codes		5	6	Fair Value		9	Dividends			Change in Book/Adjusted Carrying Value				17	18
		3	4			7	8		10	11	12	13	14	15	16		
CUSIP Identification	Description	Code	Foreign	Number of Shares	Book/Adjusted Carrying Value	Rate Per Share Used to Obtain Fair Value	Fair Value	Actual Cost	Declared but Unpaid	Amount Received During Year	Nonadmitted Declared But Unpaid	Unrealized Valuation Increase/ (Decrease)	Current Year's Other-Than-Temporary Impairment Recognized	Total Change in Book/Adjusted Carrying Value (13 - 14)	Total Foreign Exchange Change in Book/Adjusted Carrying Value	Date Acquired	NAIC Designation, NAIC Designation Modifier and SVO Administrative Symbol
088606-10-8	BHP GROUP LTD			2,062,000	127,947	62.050	127,947	83,929		13,372		20,738		20,738		02/18/2015	
252430-20-5	DIAGEO PLC			963,000	171,597	178.190	171,597	100,778		3,477		(40,398)		(40,398)		02/22/2016	
980228-30-8	WOODSIDE ENERGY GROUP LTD SPONSOR	C		745,000	18,036	24.210	18,036	16,032		797		2,004		2,004		06/03/2022	
02209S-10-3	ALTRIA GROUP INC			6,646,000	303,789	45.710	303,789	199,970		24,191		(11,165)		(11,165)		03/13/2012	
00206R-10-2	AT&T INC			3,897,000	71,744	18.410	71,744	76,855		5,271		(2,014)		(2,014)		12/11/2003	
071813-10-9	BAXTER INTL INC			627,000	31,958	50.970	31,958	11,915		715		(21,863)		(21,863)		02/16/2006	
092113-10-9	BLACK HILLS CORP			2,988,000	210,176	70.340	210,176	99,979		7,201		(687)		(687)		03/30/2012	
149123-10-1	CATERPILLAR INC			1,000,000	239,560	239.560	239,560	61,587		4,620		32,820		32,820		10/27/2006	
125269-10-0	CF INDS HLDGS INC			1,400,000	119,280	85.200	119,280	93,680		2,100		25,600		25,600		01/09/2022	
166764-10-0	CHEVRON CORP NEW			2,580,000	463,084	179.490	463,084	187,128		14,654		160,321		160,321		03/23/1998	
205887-10-2	CONAGRA BRANDS INC			2,000,000	77,400	38.700	77,400	48,248		2,570		9,100		9,100		12/27/2001	
210377-10-9	CONSTELLATION ENERGY CORP			863,000	74,399	86.210	74,399	29,173		487		45,226		45,226		02/04/2022	
22822V-10-1	CROWN CASTLE INTL CORP NEW			520,000	70,533	135.640	70,533	95,661		3,107		(25,128)		(25,128)		01/19/2022	
244199-10-5	DEERE & CO			250,000	107,190	428.760	107,190	94,061		828		13,129		13,129		01/19/2022	
26441C-20-4	DUKE ENERGY CORP NEW			2,000,000	205,980	102.990	205,980	80,978		7,960		(3,820)		(3,820)		07/03/2012	
30161N-10-1	EXELON CORP			2,590,000	111,966	43.230	111,966	70,790		3,497		(8,448)		(8,448)		05/04/2012	
30231G-10-2	EXXON MOBIL CORP			1,500,000	165,450	110.300	165,450	116,340		5,325		73,665		73,665		08/19/2015	
000000-01-8	FIRST BERLIN BANCORP, INC.			5,555,000	99,435	17.900	99,435	99,990				(16,521)		(16,521)		07/28/2021	
403949-10-0	HF SINCLAIR CORP			3,238,000	168,020	51.890	168,020	102,186		3,886		61,878		61,878		02/22/2016	
46625H-10-0	JPMORGAN CHASE & CO			5,148,000	690,347	134.100	690,347	218,443		20,592		(124,839)		(124,839)		01/25/2000	
487836-10-8	KELLOGG CO			1,977,000	140,841	71.240	140,841	99,996		4,626		13,483		13,483		05/04/2012	
494368-10-3	KIMBERLY-CLARK CORP			1,275,000	173,081	135.750	173,081	99,935		5,891		(9,142)		(9,142)		05/04/2012	
49456B-10-1	KINDER MORGAN INC DEL			5,000,000	90,400	18.080	90,400	102,563		5,513		11,100		11,100		08/19/2015	
500754-10-6	KRAFT HEINZ CO			436,000	17,750	40.710	17,750	17,528		698		2,097		2,097		07/03/2015	
56585A-10-2	MARATHON PETE CORP			2,934,000	341,488	116.390	341,488	100,509		7,306		153,742		153,742		02/22/2016	
58933Y-10-5	MERCK & CO INC			576,000	63,907	110.950	63,907	22,528		1,590		19,762		19,762		11/13/2009	
594918-10-4	MICROSOFT CORP			3,155,000	756,632	239.820	756,632	87,807		8,014		(304,457)		(304,457)		10/05/2005	
609207-10-5	MONDELEZ INTL INC			1,754,000	116,904	66.650	116,904	43,480		2,517		596		596		10/23/2012	
61945C-10-3	MOSAIC CO NEW			2,280,000	100,024	43.870	100,024	95,294		1,283		4,730		4,730		01/19/2022	
637417-10-6	NATIONAL RETAIL PROPERTIES INC			2,951,000	135,038	45.760	135,038	97,648		6,374		(6,817)		(6,817)		02/19/2013	
649445-10-3	NEW YORK CNTY BANCORP INC			14,343,000	123,350	8.600	123,350	134,968		9,753		(51,778)		(51,778)		12/22/2009	
682680-10-3	ONEOK INC NEW			5,000,000	328,500	65.700	328,500	137,320		18,700		34,700		34,700		08/19/2015	
68622V-10-6	ORGANON & CO			57,600	1,609	27.930	1,609	1,101		64		(145)		(145)		06/07/2021	
742718-10-9	PROCTER AND GAMBLE CO			1,483,000	224,763	151.560	224,763	99,980		5,353		(17,826)		(17,826)		03/30/2012	
810186-10-6	SCOTTS MIRACLE-GRO CO			596,000	28,960	48.590	28,960	95,770		1,573		(66,810)		(66,810)		01/19/2022	
87612G-10-1	TARGA RES CORP			1,350,000	99,225	73.500	99,225	21,668		1,890		28,701		28,701		02/17/2016	
902973-30-4	US BANCORP DEL			6,840,000	298,292	43.610	298,292	121,387		12,722		(85,911)		(85,911)		01/28/1997	
92343V-10-4	VERIZON COMMUNICATIONS INC			4,823,000	190,026	39.400	190,026	172,777		12,407		(60,577)		(60,577)		12/16/2003	
931142-10-3	WALMART INC			1,000,000	141,790	141.790	141,790	49,752		2,230		(2,900)		(2,900)		03/06/2001	
92939U-10-6	WEC ENERGY GROUP INC			3,000,000	281,280	93.760	281,280	36,534		8,730		(9,930)		(9,930)		08/07/1997	
95040Q-10-4	WELLTOWER INC			1,874,000	122,841	65.550	122,841	99,841		4,573		(37,892)		(37,892)		04/09/2012	
13645T-10-0	CANADIAN PAC RY LTD	A		1,260,000	93,983	74.590	93,983	96,147		467		(2,164)		(2,164)		01/19/2022	
29250N-10-5	ENBRIDGE INC	D		6,103,000	238,627	39.100	238,627	189,681		13,735		122		122		03/02/2017	
84473L-10-5	SOUTH32 LTD			824,000	11,176	13.563	11,176			1,009		(908)		(908)		06/23/2015	
874060-20-5	TAKEDA PHARMACEUTICAL CO LTD			1,006,000	15,694	15.600	15,694	19,139		577		1,982		1,982		01/22/2019	

E12



ANNUAL STATEMENT FOR THE YEAR 2022 OF THE Mt. Morris Mutual Insurance Company

**SCHEDULE D - PART 2 - SECTION 2**

Showing All COMMON STOCKS Owned December 31 of Current Year

1	2	Codes		5	6	Fair Value		9	Dividends			Change in Book/Adjusted Carrying Value				17	18
		3	4			7	8		10	11	12	13	14	15	16		
CUSIP Identi- fication	Description	Code	For- eign	Number of Shares	Book/ Adjusted Carrying Value	Rate Per Share Used to Obtain Fair Value	Fair Value	Actual Cost	Declared but Unpaid	Amount Received During Year	Nonadmitted Declared But Unpaid	Unrealized Valuation Increase/ (Decrease)	Current Year's Other-Than- Temporary Impairment Recognized	Total Change in Book/Adjusted Carrying Value (13 - 14)	Total Foreign Exchange Change in Book/Adjusted Carrying Value	Date Acquired	NAIC Desig- nation, NAIC Desig- nation Modifier and SVO Admini- strative Symbol
501999999. Subtotal - Common Stock - Industrial and Miscellaneous (Unaffiliated) Publicly Traded					7,664,072	XXX	7,664,072	3,931,076		262,245		(196,644)		(196,644)		XXX	XXX
62989*-10-5 ...	NAMICO INSURANCE COMPANY			120,000	45,727	381.060	45,727	4,860				3,995		3,995		01/01/1997	
97689*-10-0 ...	WISCONSIN REINSURANCE CORP			4,008,000	389,538	97.190	389,538	60,035				(99,759)		(99,759)		01/01/1991	
502999999. Subtotal - Common Stock - Industrial and Miscellaneous (Unaffiliated) Other					435,265	XXX	435,265	64,895				(95,764)		(95,764)		XXX	XXX
510999999. Total - Common Stock - Industrial and Miscellaneous (Unaffiliated)					8,099,337	XXX	8,099,337	3,995,971		262,245		(292,408)		(292,408)		XXX	XXX
018642-75-1 ...	AB MUN INCOME FD INC			46,806,854	470,877	10.060	470,877	541,262		16,774		(104,112)		(104,112)		12/01/2022	
001419-55-5 ...	AIM TAX-EXEMPT FDS INVESCO TAX			55,091,872	645,126	11.710	645,126	700,813		25,499		(109,894)		(109,894)		12/01/2022	
001419-68-8 ...	AIM TAX-EXEMPT FDS INVESCO TAX			494,058,011	4,224,196	8.550	4,224,196	4,926,950		194,414		(879,272)		(879,272)		12/01/2022	
532999999. Subtotal - Common Stocks - Mutual Funds - Designations Not Assigned by the SVO					5,340,199	XXX	5,340,199	6,169,025		236,687		(1,093,278)		(1,093,278)		XXX	XXX
540999999. Total - Common Stocks - Mutual Funds					5,340,199	XXX	5,340,199	6,169,025		236,687		(1,093,278)		(1,093,278)		XXX	XXX
560999999. Total - Common Stocks - Unit Investment Trusts						XXX										XXX	XXX
580999999. Total - Common Stocks - Closed-End Funds						XXX										XXX	XXX
597999999. Total - Common Stocks - Parent, Subsidiaries and Affiliates						XXX										XXX	XXX
598999999 - Total Common Stocks					13,439,536	XXX	13,439,536	10,164,996		498,932		(1,385,686)		(1,385,686)		XXX	XXX
599999999 - Total Preferred and Common Stocks					13,535,536	XXX	13,535,536	10,260,996		498,932		(1,385,686)		(1,385,686)		XXX	XXX

1. Line Book/Adjusted Carrying Value by NAIC Designation Category Footnote:  
 Number  
 1A 1A ..\$ ..... 1B ..\$ ..... 1C ..\$ ..... 1D ..\$ ..... 1E ..\$ ..... 1F ..\$ ..... 1G ..\$ .....  
 1B 2A ..\$ ..... 2B ..\$ ..... 2C ..\$ .....  
 1C 3A ..\$ ..... 3B ..\$ ..... 3C ..\$ .....  
 1D 4A ..\$ ..... 4B ..\$ ..... 4C ..\$ .....  
 1E 5A ..\$ ..... 5B ..\$ ..... 5C ..\$ .....  
 1F 6 ..\$ .....

ANNUAL STATEMENT FOR THE YEAR 2022 OF THE Mt. Morris Mutual Insurance Company

**SCHEDULE D - PART 3**

Showing All Long-Term Bonds and Stocks ACQUIRED During Current Year

1 CUSIP Identification	2 Description	3 Foreign	4 Date Acquired	5 Name of Vendor	6 Number of Shares of Stock	7 Actual Cost	8 Par Value	9 Paid for Accrued Interest and Dividends
096028-1M2-5	BLUE RIDGE TEX WEST MUN UTIL D		01/01/2022	Edward D. Jones & Co		68,558	70,000	
0909999999	Subtotal - Bonds - U.S. Special Revenues							
067470-3C-9	BARCLAYS BANK PLC		05/24/2022	US Bank 001051000910		234,518	250,000	1,500
17330P-5F-2	CITIGROUP GLOBAL MKTS HLDGS IN		06/13/2022	Edward D. Jones & Co		250,000	250,000	
22553P-YF-0	CREDIT SUISSE AG LONDON BRANCH	C.	06/08/2022	Edward D. Jones & Co		250,000	250,000	
91282C-CK-5	UNITED STATES TREAS NTS		06/10/2022	Robert W. & Company In		244,053	250,000	142
91159H-HR-4	US BANCORP		06/01/2022	Edward D. Jones & Co		245,846	250,000	788
064159-TF-3	BANK NOVA SCOTIA B C	A.	06/01/2022	Edward D. Jones & Co		242,390	250,000	1,833
1109999999	Subtotal - Bonds - Industrial and Miscellaneous (Unaffiliated)							
14042R-SC-6	CAPITAL ONE NATL ASSN VA		06/13/2022	Edward D. Jones & Co		246,000	246,000	4,263
2019999999	Subtotal - Bonds - Unaffiliated Certificates of Deposit							
2509999997	Total - Bonds - Part 3							
2509999998	Total - Bonds - Part 5							
2509999999	Total - Bonds							
4509999997	Total - Preferred Stocks - Part 3							
4509999998	Total - Preferred Stocks - Part 5							
4509999999	Total - Preferred Stocks							
980228-30-8	WOODSIDE ENERGY GROUP LTD SPONSOR	C.	06/03/2022	Conversion to iWorks	745,207	16,037		
125269-10-0	CF INDS HLDGS INC		01/09/2022	Sidco/Virtu Americas	1,400,000	93,680		
21037T-10-9	CONSTELLATION ENERGY CORP		02/04/2022	Conversion to iWorks	863,333	29,184		
22822V-10-1	CROWN CASTLE INTL CORP NEW		01/19/2022	Sidco/Virtu Americas	520,000	95,661		
244199-10-5	DEERE & CO		01/19/2022	Sidco/Virtu Americas	250,000	94,060		
61945C-10-3	MOSAIC CO NEW		01/19/2022	Sidco/Virtu Americas	2,280,000	95,294		
810186-10-6	SCOTT'S MIRACLE-GRO CO		01/19/2022	Sidco/Virtu Americas	596,000	95,770		
13645T-10-0	CANADIAN PAC RY LTD	A.	01/19/2022	Sidco/Virtu Americas	1,260,000	96,147		
5019999999	Subtotal - Common Stocks - Industrial and Miscellaneous (Unaffiliated) Publicly Traded							
018642-75-1	AB MUN INCOME FD INC		12/01/2022	US Bank 001051000910	1,752,517	18,567		
001419-55-5	AIM TAX-EXEMPT FDS INVESCO TAX		12/01/2022	US Bank 001051000910	4,551,941	56,053		
001419-68-8	AIM TAX-EXEMPT FDS INVESCO TAX		12/01/2022	US Bank 001051000910	21,579,260	194,414		
5329999999	Subtotal - Common Stocks - Mutual Funds - Designations Not Assigned by the SVO							
5989999997	Total - Common Stocks - Part 3							
5989999998	Total - Common Stocks - Part 5							
5989999999	Total - Common Stocks							
5999999999	Total - Preferred and Common Stocks							
6009999999	Totals							

ANNUAL STATEMENT FOR THE YEAR 2022 OF THE Mt. Morris Mutual Insurance Company

**SCHEDULE D - PART 4**

Showing All Long-Term Bonds and Stocks SOLD, REDEEMED or Otherwise DISPOSED OF During Current Year

1	2	3	4	5	6	7	8	9	10	Change In Book/Adjusted Carrying Value					16	17	18	19	20	21
										11	12	13	14	15						
CUSIP Identification	Description	Foreign	Disposal Date	Name of Purchaser	Number of Shares of Stock	Consideration	Par Value	Actual Cost	Prior Year Book/ Adjusted Carrying Value	Unrealized Valuation Increase/ Decrease	Current Year's (Amortization)/ Accretion	Current Year's Other-Than-Temporary Impairment Recognized	Total Change in Book/ Adjusted Carrying Value (11+12-13)	Total Foreign Exchange Change in Book/ Adjusted Carrying Value	Book/ Adjusted Carrying Value at Disposal Date	Foreign Exchange Gain (Loss) on Disposal	Realized Gain (Loss) on Disposal	Total Gain (Loss) on Disposal	Bond Interest/ Stock Dividends Received During Year	Stated Contractual Maturity Date
452152-LG-4	ILLINOIS ST		06/18/2022	VARIOUS		150,000	150,000	150,000	150,000						150,000				4,783	03/01/2026
0509999999. Subtotal - Bonds - U.S. States, Territories and Possessions						150,000	150,000	150,000	150,000						150,000				4,783	XXX
171646-RC-8	CICERO ILL		12/01/2022	CALLED @ 100.000000		100,000	100,000	98,836	99,792		16		16		99,808		192	192	4,000	12/01/2031
196632-OM-8	COLORADO SPRINGS COLO UTILS RE		11/15/2022	CALLED @ 100.000000		100,000	100,000	99,887	99,887		9		9		99,897		103	103	4,000	11/15/2030
507012-TW-2	LAFORCHE PARISH LA CONS SCH D		04/22/2022	VARIOUS		175,000	175,000	174,591	174,978		1		1		174,979		21	21	3,369	03/01/2027
798189-GJ-9	SAN JOSE EVERGREEN CALIF CMNTY		08/01/2022	CALLED @ 100.000000		100,000	100,000	100,000	100,000						100,000				4,000	08/01/2041
0709999999. Subtotal - Bonds - U.S. Political Subdivisions of States, Territories and Possessions						475,000	475,000	472,427	474,657		26		26		474,684		316	316	15,369	XXX
16768T-JK-1	CHICAGO ILL SALES TAX REV		01/01/2022	CALLED @ 100.000000		100,000	100,000	98,300	100,000						100,000				2,188	01/01/2035
29634E-CJ-9	ESCONDIDO CALIF JT PWRS FING A		03/01/2022	CALLED @ 100.000000		150,000	150,000	149,648	149,972						149,972		28	28	3,188	09/01/2036
443155-GF-7	HOWELL TWP MICH		05/01/2022	MATURITY		40,000	40,000	39,982	39,982		18		18		40,000				600	05/01/2022
490728-WU-2	KENT ST UNIV OHIO UNIV REVS		05/02/2022	CALLED @ 100.000000		100,000	100,000	99,588	99,970		2		2		99,972		28	28	1,750	05/01/2027
490728-WZ-1	KENT ST UNIV OHIO UNIV REVS		05/02/2022	CALLED @ 100.000000		100,000	100,000	93,067	99,341		17		17		99,359		641	641	2,000	05/01/2032
544587-WX-2	LOS ANGELES CALIF MUN IMPT COR		03/01/2022	CALLED @ 100.000000		150,000	150,000	150,000	150,000						150,000				3,375	03/01/2037
546540-KE-4	LOUISIANA ST UNIV & AGRIC & ME		07/01/2022	CALLED @ 100.000000		200,000	200,000	188,866	198,674		138		138		198,812		1,188	1,188	6,000	07/01/2026
67756C-AM-0	OHIO ST HOSP REV		01/18/2022	CALLED @ 100.000000		200,000	200,000	198,404	199,976						199,976		24	24	4,500	01/15/2041
685869-DH-9	OREGON HEALTH SCIENCES UNIV RE		07/01/2022	CALLED @ 100.000000		140,000	140,000	137,900	139,842		31		31		139,872		128	128	4,200	07/01/2024
888514-HN-9	TITUS CNTY TEX		03/01/2022	CALLED @ 100.000000		200,000	200,000	199,800	199,980						199,981		19	19	4,000	03/01/2034
0909999999. Subtotal - Bonds - U.S. Special Revenues						1,380,000	1,380,000	1,355,555	1,377,737		206		206		1,377,944		2,056	2,056	31,801	XXX
2509999997. Total - Bonds - Part 4						2,005,000	2,005,000	1,977,982	2,002,394		232		232		2,002,628		2,372	2,372	51,953	XXX
2509999998. Total - Bonds - Part 5																				XXX
2509999999. Total - Bonds						2,005,000	2,005,000	1,977,982	2,002,394		232		232		2,002,628		2,372	2,372	51,953	XXX
4509999997. Total - Preferred Stocks - Part 4							XXX													XXX
4509999998. Total - Preferred Stocks - Part 5							XXX													XXX
4509999999. Total - Preferred Stocks							XXX													XXX
088606-10-8	BHP GROUP LTD		06/03/2022	COST ADJ		0.000		16,037	16,037						16,037					
980228-30-8	WOODSIDE ENERGY GROUP LTD SPONSOR		06/03/2022	CASH IN LIEU		0.207		4	4						4					
00206R-10-2	AT&T INC		04/08/2022	COST ADJ		0.000		22,108	22,108						22,108					
05350V-10-6	AVANOS MED INC		05/20/2022	US Bank 001051000910		159,000		4,485	5,513		(5,513)		(5,513)		4,485		4,485			
071813-10-9	BAXTER INTL INC		05/20/2022	US Bank 001051000910		628,000		45,918	53,907		(41,974)		(41,974)		11,934		33,984		352	
149123-10-1	CATERPILLAR INC		05/20/2022	US Bank 001051000910		500,000		103,213	30,794		(72,577)		(72,577)		30,794		72,419		1,110	
21037T-10-9	CONSTELLATION ENERGY CORP		02/10/2022	CASH IN LIEU		0.333		16	11						11		5			
26441C-20-4	DUKE ENERGY CORP NEW		01/01/2022	Sidco/Virtu Americas		1,000,000		104,472	40,489		(64,411)		(64,411)		40,489		63,983		63,983	
30161N-10-1	EXELON CORP		02/04/2022	COST ADJ		0.000		29,184	29,184						29,184					
500754-10-6	KRAFT HEINZ CO		05/20/2022	US Bank 001051000910		436,000		16,877	15,653		1,876		1,876		17,528		(651)		(651)	174
513272-10-4	LAMB WESTON HLDGS INC		05/20/2022	US Bank 001051000910		666,000		41,964	42,211		(42,211)		(42,211)		41,964		326		326	
56585A-10-2	MARATHON PETE CORP		05/20/2022	US Bank 001051000910		2,935,000		283,104	187,811		(87,267)		(87,267)		100,543		182,561		3,405	
594918-10-4	MICROSOFT CORP		05/20/2022	VARIOUS		3,755,000		1,153,251	1,262,881		(1,158,376)		(1,158,376)		104,506		1,048,746		1,928	
609207-10-5	MONDELEZ INTL INC		05/20/2022	US Bank 001051000910		864,000		53,031	21,418		(35,874)		(35,874)		21,418		31,613		605	
87612S-10-1	TARGA RES CORP		05/20/2022	US Bank 001051000910		665,000		46,416	10,674		(24,066)		(24,066)		10,674		35,742		466	
5019999999. Subtotal - Common Stocks - Industrial and Miscellaneous (Unaffiliated) Publicly Traded						1,920,080	XXX	405,230	1,935,607	(1,530,393)			(1,530,393)		405,230		1,514,851	1,514,851	8,366	XXX
018642-10-8	AB MUN INCOME FD INC		05/20/2022	US Bank 001051000910		48,821,036		467,217	513,819		(11,496)		(11,496)		513,819		(46,601)	(46,601)	4,070	
001419-55-5	AIM TAX-EXEMPT FDS INVESCO TAX		10/04/2022	US Bank 001051000910		114,950,000		1,327,673	1,466,468		(123,290)		(123,290)		1,466,468		(138,796)	(138,796)	30,554	
55273N-57-4	MFS MUN SER TR		05/20/2022	US Bank 001051000910		57,605,022		467,177	515,880		(13,511)		(13,511)		515,880		(48,703)	(48,703)	3,447	
552984-30-4	MFS SER TR III		10/04/2022	US Bank 001051000910		63,044,292		450,136	547,224		(25,090)		(25,090)		522,134		(71,998)	(71,998)	12,325	
5329999999. Subtotal - Common Stocks - Mutual Funds - Designations Not Assigned by the SVO						2,712,203	XXX	3,018,301	3,191,687	(173,387)			(173,387)		3,018,301		(306,098)	(306,098)	50,396	XXX
5989999997. Total - Common Stocks - Part 4						4,632,283	XXX	3,423,531	5,127,294	(1,703,780)			(1,703,780)		3,423,531		1,208,753	1,208,753	58,762	XXX
5989999998. Total - Common Stocks - Part 5						36,469	XXX	43,347							43,347		(6,878)	(6,878)	2,596	XXX

E14

ANNUAL STATEMENT FOR THE YEAR 2022 OF THE Mt. Morris Mutual Insurance Company

**SCHEDULE D - PART 4**

Showing All Long-Term Bonds and Stocks SOLD, REDEEMED or Otherwise DISPOSED OF During Current Year

1 CUSIP Identi- fication	2 Description	3 For- eign	4 Disposal Date	5 Name of Purchaser	6 Number of Shares of Stock	7 Con- sideration	8 Par Value	9 Actual Cost	10 Prior Year Book/ Adjusted Carrying Value	Change In Book/Adjusted Carrying Value					16 Book/ Adjusted Carrying Value at Disposal Date	17 Foreign Exchange Gain (Loss) on Disposal	18 Realized Gain (Loss) on Disposal	19 Total Gain (Loss) on Disposal	20 Bond Interest/ Stock Dividends Received During Year	21 Stated Con- tractual Maturity Date
										11 Unrealized Valuation Increase/ Decrease	12 Current Year's (Amor- tization)/ Accretion	13 Current Year's Other- Than- Temporary Impairment Recognized	14 Total Change in Book/ Adjusted Carrying Value (11+12-13)	15 Total Foreign Exchange Change in Book/ Adjusted Carrying Value						
5989999999. Total - Common Stocks						4,668,752	XXX	3,466,878	5,127,294	(1,703,780)			(1,703,780)		3,466,878		1,201,875	1,201,875	61,358	XXX
5999999999. Total - Preferred and Common Stocks						4,668,752	XXX	3,466,878	5,127,294	(1,703,780)			(1,703,780)		3,466,878		1,201,875	1,201,875	61,358	XXX
6009999999 - Totals						6,673,752	XXX	5,444,860	7,129,688	(1,703,780)	232		(1,703,548)		5,469,506		1,204,247	1,204,247	113,311	XXX

ANNUAL STATEMENT FOR THE YEAR 2022 OF THE Mt. Morris Mutual Insurance Company

**SCHEDULE D - PART 5**

Showing All Long-Term Bonds and Stocks ACQUIRED During Year and Fully DISPOSED OF During Current Year

1 CUSIP Identi- fication	2 Description	3 For- eign	4 Date Acquired	5 Name of Vendor	6 Disposal Date	7 Name of Purchaser	8 Par Value (Bonds) or Number of Shares (Stock)	9 Actual Cost	10 Consid- eration	11 Book/ Adjusted Carrying Value at Disposal	Change in Book/Adjusted Carrying Value					17 Foreign Exchange Gain (Loss) on Disposal	18 Realized Gain (Loss) on Disposal	19 Total Gain (Loss) on Disposal	20 Interest and Dividends Received During Year	21 Paid for Accrued Interest and Dividends
											12 Unrealized Valuation Increase/ (Decrease)	13 Current Year's (Amort- ization)/ Accretion	14 Current Year's Other- Than- Temporary Impairment Recognized	15 Total Change in Book/ Adjusted Carrying Valu (12 + 13 - 14)	16 Total Foreign Exchange Change in Book/ Adjusted Carrying Value					
2509999998. Total - Bonds																				
4509999998. Total - Preferred Stocks																				
934423-10-4	WARNER BROS DISCOVERY INC		04/08/2022	Conversion to iWorks	05/20/2022	VARIOUS	942,750	22,108	16,735	22,108							(5,373)	(5,373)		
5019999999. Subtotal - Common Stocks - Industrial and Miscellaneous (Unaffiliated) Publicly Traded																				
018642-10-8	AB MUN INCOME FD INC		05/03/2022	US Bank 001051000910	05/20/2022	US Bank 001051000910	336,190	3,415	3,217	3,415							(198)	(198)	7	
55273N-57-4	MFS MUN SER TR		09/01/2022	US Bank 001051000910	10/04/2022	US Bank 001051000910	515,000	4,418	4,150	4,418							(268)	(268)	971	
552984-30-4	MFS SER TR III		09/01/2022	US Bank 001051000910	10/04/2022	US Bank 001051000910	1,732,110	13,406	12,367	13,406							(1,039)	(1,039)	1,618	
5329999999. Subtotal - Common Stocks - Mutual Funds - Designations Not Assigned by the SVO																				
5989999998. Total - Common Stocks																				
5999999999. Total - Preferred and Common Stocks																				
6009999999 - Totals																				

Schedule D-Part 6-Section 1-Valuation of Shares of Subsidiary, Controlled or Affiliated Companies

**N O N E**

Schedule D - Part 6 - Section 2

**N O N E**

Schedule DA - Part 1 - Short-Term Investments Owned

**N O N E**

Schedule DB - Part A - Section 1 - Options, Caps, Floors, Collars, Swaps and Forwards Open

**N O N E**

Schedule DB - Part A - Section 2 - Options, Caps, Floors, Collars, Swaps and Forwards Terminated

**N O N E**

Schedule DB - Part B - Section 1 - Futures Contracts Open

**N O N E**

Schedule DB - Part B - Section 1B - Brokers with whom cash deposits have been made

**N O N E**

Schedule DB - Part B - Section 2 - Futures Contracts Terminated

**N O N E**

Schedule DB - Part D - Section 1 - Counterparty Exposure for Derivative Instruments Open

**N O N E**

Schedule DB - Part D - Section 2 - Collateral for Derivative Instruments Open - Pledged By

**N O N E**

Schedule DB - Part D - Section 2 - Collateral for Derivative Instruments Open - Pledged To

**N O N E**

Schedule DB - Part E - Derivatives Hedging Variable Annuity Guarantees as of December 31 of  
Current Year

**N O N E**

Schedule DL - Part 1 - Reinvested Collateral Assets Owned

**N O N E**

Schedule DL - Part 2 - Reinvested Collateral Assets Owned

**N O N E**



ANNUAL STATEMENT FOR THE YEAR 2022 OF THE Mt. Morris Mutual Insurance Company

**SCHEDULE E - PART 2 - CASH EQUIVALENTS**

Show Investments Owned December 31 of Current Year

1 CUSIP	2 Description	3 Code	4 Date Acquired	5 Rate of Interest	6 Maturity Date	7 Book/Adjusted Carrying Value	8 Amount of Interest Due and Accrued	9 Amount Received During Year
0109999999	Total - U.S. Government Bonds							
0309999999	Total - All Other Government Bonds							
0509999999	Total - U.S. States, Territories and Possessions Bonds							
0709999999	Total - U.S. Political Subdivisions Bonds							
0909999999	Total - U.S. Special Revenues Bonds							
1109999999	Total - Industrial and Miscellaneous (Unaffiliated) Bonds							
1309999999	Total - Hybrid Securities							
1509999999	Total - Parent, Subsidiaries and Affiliates Bonds							
1909999999	Subtotal - Unaffiliated Bank Loans							
2419999999	Total - Issuer Obligations							
2429999999	Total - Residential Mortgage-Backed Securities							
2439999999	Total - Commercial Mortgage-Backed Securities							
2449999999	Total - Other Loan-Backed and Structured Securities							
2459999999	Total - SVO Identified Funds							
2469999999	Total - Affiliated Bank Loans							
2479999999	Total - Unaffiliated Bank Loans							
2509999999	Total Bonds							
31846V-10-4	FIRST AMERN FDS INC		12/30/2022	0.004		734,357	2	8,980
8309999999	Subtotal - All Other Money Market Mutual Funds					734,357	2	8,980
8609999999	Total Cash Equivalents					734,357	2	8,980

E28

1. Line Book/Adjusted Carrying Value by NAIC Designation Category Footnote:  
 Number  
 1A 1A ..\$ ..... 1B ..\$ ..... 1C ..\$ ..... 1D ..\$ ..... 1E ..\$ ..... 1F ..\$ ..... 1G ..\$ .....  
 1B 2A ..\$ ..... 2B ..\$ ..... 2C ..\$ .....  
 1C 3A ..\$ ..... 3B ..\$ ..... 3C ..\$ .....  
 1D 4A ..\$ ..... 4B ..\$ ..... 4C ..\$ .....  
 1E 5A ..\$ ..... 5B ..\$ ..... 5C ..\$ .....  
 1F 6 ..\$ .....



ANNUAL STATEMENT FOR THE YEAR 2022 OF THE Mt. Morris Mutual Insurance Company

**SCHEDULE E - PART 3 - SPECIAL DEPOSITS**

States, Etc.	1 Type of Deposit	2 Purpose of Deposit	Deposits For the Benefit of All Policyholders		All Other Special Deposits	
			3 Book/Adjusted Carrying Value	4 Fair Value	5 Book/Adjusted Carrying Value	6 Fair Value
1. Alabama	AL					
2. Alaska	AK					
3. Arizona	AZ					
4. Arkansas	AR					
5. California	CA					
6. Colorado	CO					
7. Connecticut	CT					
8. Delaware	DE					
9. District of Columbia	DC					
10. Florida	FL					
11. Georgia	GA					
12. Hawaii	HI					
13. Idaho	ID					
14. Illinois	IL					
15. Indiana	IN					
16. Iowa	IA					
17. Kansas	KS					
18. Kentucky	KY					
19. Louisiana	LA					
20. Maine	ME					
21. Maryland	MD					
22. Massachusetts	MA					
23. Michigan	MI					
24. Minnesota	MN					
25. Mississippi	MS					
26. Missouri	MO					
27. Montana	MT					
28. Nebraska	NE					
29. Nevada	NV					
30. New Hampshire	NH					
31. New Jersey	NJ					
32. New Mexico	NM					
33. New York	NY					
34. North Carolina	NC					
35. North Dakota	ND					
36. Ohio	OH					
37. Oklahoma	OK					
38. Oregon	OR					
39. Pennsylvania	PA					
40. Rhode Island	RI					
41. South Carolina	SC					
42. South Dakota	SD					
43. Tennessee	TN					
44. Texas	TX					
45. Utah	UT					
46. Vermont	VT					
47. Virginia	VA					
48. Washington	WA					
49. West Virginia	WV					
50. Wisconsin	WI					
51. Wyoming	WY					
52. American Samoa	AS					
53. Guam	GU					
54. Puerto Rico	PR					
55. U.S. Virgin Islands	VI					
56. Northern Mariana Islands	MP					
57. Canada	CAN					
58. Aggregate Alien and Other	OT	XXX	XXX			
59. Subtotal		XXX	XXX			
DETAILS OF WRITE-INS						
5801.						
5802.						
5803.						
5898. Summary of remaining write-ins for Line 58 from overflow page	XXX	XXX				
5899. Totals (Lines 5801 thru 5803 plus 5898)(Line 58 above)	XXX	XXX				

NONE

Financial Guaranty Insurance Exhibit

**N O N E**

Financial Guaranty Insurance Exhibit - Part 1

**N O N E**

Financial Guaranty Insurance Exhibit - Part 2

**N O N E**

Financial Guaranty Insurance Exhibit Part 3A

**N O N E**

Financial Guaranty Insurance Exhibit Part 3B

**N O N E**

Financial Guaranty Insurance Exhibit Part 3C

**N O N E**

Financial Guaranty Insurance Exhibit Part 3D

**N O N E**

Financial Guaranty Insurance Exhibit Part 3E

**N O N E**

Financial Guaranty Insurance Exhibit Part 3F

**N O N E**

Financial Guaranty Insurance Exhibit Part 4A

**N O N E**

Financial Guaranty Insurance Exhibit Part 4B

**N O N E**

Financial Guaranty Insurance Exhibit Part 4C

**N O N E**

Financial Guaranty Insurance Exhibit Part 4D

**N O N E**

Financial Guaranty Insurance Exhibit Part 4E

**N O N E**

Financial Guaranty Insurance Exhibit Part 4F

**N O N E**

Financial Guaranty Insurance Exhibit Part 4G

**N O N E**

Financial Guaranty Insurance Exhibit Part 4H

**N O N E**

Financial Guaranty Insurance Exhibit Part 4I

**N O N E**

Financial Guaranty Insurance Exhibit - Part 5A

**N O N E**

Financial Guaranty Insurance Exhibit - Part 5B

**N O N E**

Financial Guaranty Insurance Exhibit - Part 5C

**N O N E**

Financial Guaranty Insurance Exhibit - Part 6A

**N O N E**

Financial Guaranty Insurance Exhibit - Part 6B

**N O N E**

Financial Guaranty Insurance Exhibit - Part 6C

**N O N E**

Financial Guaranty Insurance Exhibit - Part 7 (\$000) Omitted

**N O N E**



SUPPLEMENT FOR THE YEAR 2022 OF THE Mt. Morris Mutual Insurance Company  
**MEDICARE SUPPLEMENT INSURANCE EXPERIENCE EXHIBIT**

For The Year Ended December 31, 2022  
 (To Be Filed by March 1)

FOR THE STATE OF .....  
 NAIC Group Code ..... NAIC Company Code .....  
 ADDRESS (City, State and Zip Code) .....  
 Person Completing This Exhibit .....  
 Title ..... Telephone Number .....

1 Compliance with OBRA	2 Policy Form Number	3 Standardized Medicare Supplement Benefit Plan	4 Medicare Select	5 Plan Character- istics	6 Date Approved	7 Date Approval Withdrawn	8 Date Last Amended	9 Date Closed	10 Policy Marketing Trade Name	11 Premiums Earned	Policies Issued Through 2019		14 Number of Covered Lives	Policies Issued in 2020; 2021; 2022		18 Number of Covered Lives
											Incurred Claims			Incurred Claims		
											12 Amount	13 Percent of Premiums Earned		16 Amount	17 Percent of Premiums Earned	

**NONE**

**NONE**

- If response in Column 1 is no, give full and complete details
- Claims address and contact person provided to the Secretary of Health and Human Services as required by 42 U.S.C. 1395ss. for this state.
  - 2.1 Address: , .....
  - 2.2 Contact Person and Phone Number: .....
- Billing address and contact person for user fees established under 41 U.S.C. 1395u(h)(3)(B).
  - 3.1 Address: , .....
  - 3.2 Contact Person and Phone Number: .....
- Explain any policies identified above as policy type "O". .....

Medicare Part D Coverage Supplement

**N O N E**

Premiums Attributed to Protected Cells

**N O N E**



## REINSURANCE ATTESTATION SUPPLEMENT

ATTESTATION OF CHIEF EXECUTIVE OFFICER AND CHIEF FINANCIAL OFFICER  
REGARDING REINSURANCE AGREEMENTS

The Chief Executive Officer and Chief Financial Officer shall attest, under penalties of perjury, with respect to all reinsurance contracts for which the reporting entity is taking credit on its current financial statement, that to the best of their knowledge and belief after diligent inquiry:

- (I) Consistent with SSAP No. 62R, Property and Casualty Reinsurance, there are no separate written or oral agreements between the reporting entity (or its affiliates or companies it controls) and the assuming reinsurer that would under any circumstances, reduce, limit, mitigate or otherwise affect any actual or potential loss to the parties under the reinsurance contract, other than insuring contracts that are explicitly defined in the reinsurance contract except as disclosed herein;
- (II) For each such reinsurance contract entered into, renewed, or amended on or after January 1, 1994, for which risk transfer is not reasonably considered to be self-evident, documentation concerning the economic intent of the transaction and the risk transfer analysis evidencing the proper accounting treatment, as required by SSAP No. 62R, Property and Casualty Reinsurance, is available for review;
- (III) The reporting entity complies with all the requirements set forth in SSAP No. 62R, Property and Casualty Reinsurance; and
- (IV) The reporting entity has appropriate controls in place to monitor the use of reinsurance and adhere to the provisions of SSAP No. 62R, Property and Casualty Reinsurance.

If there are any exception(s), that fact should be noted in the Reinsurance Attestation Supplement filed electronically with the NAIC and in hard copy with the domestic regulator (excluding the details of the exceptions). The details of the exceptions shall be filed in a separate hard copy supplement (Exceptions to the Reinsurance Attestation Supplement) with the domestic regulator.

For reporting period ended December 31, 2022

Signed:

Daniel Fenske Chief Executive Officer	Date	Connie Weber Chief Financial Officer	Date
--	------	---	------



Schedule SIS

**NONE**

Schedule SIS II

**NONE**

Schedule SIS III

**NONE**

Schedule SIS IV

**NONE**





**Exhibit B: DISCLOSURES**

1  
Amount

- 1. Name of the Appointed Actuary ..... Steven J Regnier
- 2. The Appointed Actuary's relationship to the Company. Enter E or C based upon the following: ..... C  
E if an Employee of the Company or Group  
C if a Consultant
- 3. The Appointed Actuary's Accepted Actuarial Designation (indicated by the letter code):..... A  
F if a Fellow of the Casualty Actuarial Society (FCAS)  
A if an Associate of the Casualty Actuarial Society (ACAS)  
S if a Fellow of the Society of Actuaries (FSA) through the General Insurance track  
M if the actuary does not have an Accepted Actuarial Designation, but is approved by the Academy's Casualty Practice Council.  
O for Other
- 4. Type of Opinion, as identified in the OPINION paragraph. Enter R, I, E, Q, or N based upon the following: ..... R  
R if Reasonable  
I if Inadequate or Deficient Provision  
E if Excessive or Redundant Provision  
Q if Qualified. Use Q when part of the OPINION is Qualified.  
N if No Opinion
- 5. Materiality Standard expressed in US dollars (Used to Answer Question #6) ..... 3,300,000
- 6. Are there Significant Risks that could result in Material Adverse Deviation? ..... Yes [ ] No [X] N/A [ ]
- 7. Statutory Surplus (Liabilities, Surplus and Other Funds page, Col 1, Line 37) ..... 22,539,559
- 8. Anticipated net salvage and subrogation included as a reduction to loss reserves as reported in Schedule P (should equal Part 1 Summary, Col 23, Line 12 \* 1000) .....
- 9. Discount included as a reduction to loss reserves and loss adjustment expense reserves as reported in Schedule P
  - 9.1 Nontabular Discount [Notes, Line 32B23, (Amounts 1, 2, 3 & 4)], Electronic Filing Cols 1, 2, 3, & 4 .....
  - 9.2 Tabular Discount [Notes, Line 32A23, (Amounts 1 & 2)], Electronic Filing Col 1 & 2 .....
- 10. The net reserves for losses and loss adjustment expenses for the Company's share of voluntary and involuntary underwriting pools' and associations' unpaid losses and loss adjustment expenses that are included in reserves shown on the Liabilities, Surplus and Other Funds page, Losses and Loss Adjustment Expenses lines. .... 73,000
- 11. The net reserves for losses and loss adjustment expenses that the Company carries for the following liabilities included on the Liabilities, Surplus and Other Funds page, Losses and Loss Adjustment Expenses lines. \*
  - 11.1 Asbestos, as disclosed in the Notes to Financial Statements (Notes, Line 33A03D, ending net asbestos reserves for current year) Electronic Filing Col 5 .....
  - 11.2 Environmental, as disclosed in the Notes to Financial Statements (Notes, Line 33D03D, ending net environmental reserves for current year), Electronic Filing Col 5 .....
- 12. The total claims made extended loss and loss adjustment expense, and unearned premium reserves (Greater than or equal to Schedule P Interrogatories).
  - 12.1 Amount reported as loss and loss adjustment expense reserves .....
  - 12.2 Amount reported as unearned premium reserves .....
- 13. The net reserves for the A&H Long Duration Contracts that the Company carries on the following lines on the Liabilities, Surplus and Other Funds page:
  - 13.1 Losses .....
  - 13.2 Loss Adjustment Expenses .....
  - 13.3 Unearned Premium .....
  - 13.4 Write-In (list separately, adding additional lines as needed, and identify (e.g., "Premium Deficiency Reserves", "Contract Reserves other than Premium Deficiency Reserves" or "AG 51 Reserves")) .....
- .....
- .....
- .....
- 14. Other items on which the Appointed Actuary is providing relevant comment (list separately, adding additional lines as needed)
- .....
- .....
- .....

\* The reserves disclosed in item 11 above, should exclude amounts relating to contracts specifically written to cover asbestos and environmental exposures. Contracts specifically written to cover these exposures include Environmental Impairment Liability (post 1986), Asbestos Abatement, Pollution Legal Liability, Contractor's Pollution Liability, Consultant's Environmental Liability, and Pollution and Remediation Legal Liability.



SUPPLEMENT FOR THE YEAR 2022 OF THE Mt. Morris Mutual Insurance Company

Designate the type of health care providers reported on this page:

**SUPPLEMENT "A" TO SCHEDULE T  
EXHIBIT OF MEDICAL PROFESSIONAL LIABILITY PREMIUMS WRITTEN  
ALLOCATED BY STATES AND TERRITORIES**

States, etc.	1 Direct Premiums Written	2 Direct Premiums Earned	Direct Losses Paid		5 Direct Losses Incurred	Direct Losses Unpaid		8 Direct Losses Incurred But Not Reported
			3 Amount	4 Number of Claims		6 Amount Reported	7 Number of Claims	
1. Alabama .....AL								
2. Alaska .....AK								
3. Arizona .....AZ								
4. Arkansas .....AR								
5. California .....CA								
6. Colorado .....CO								
7. Connecticut .....CT								
8. Delaware .....DE								
9. District of Columbia .....DC								
10. Florida .....FL								
11. Georgia .....GA								
12. Hawaii .....HI								
13. Idaho .....ID								
14. Illinois .....IL								
15. Indiana .....IN								
16. Iowa .....IA								
17. Kansas .....KS								
18. Kentucky .....KY								
19. Louisiana .....LA								
20. Maine .....ME								
21. Maryland .....MD								
22. Massachusetts .....MA								
23. Michigan .....MI								
24. Minnesota .....MN								
25. Mississippi .....MS								
26. Missouri .....MO								
27. Montana .....MT								
28. Nebraska .....NE								
29. Nevada .....NV								
30. New Hampshire .....NH								
31. New Jersey .....NJ								
32. New Mexico .....NM								
33. New York .....NY								
34. North Carolina .....NC								
35. North Dakota .....ND								
36. Ohio .....OH								
37. Oklahoma .....OK								
38. Oregon .....OR								
39. Pennsylvania .....PA								
40. Rhode Island .....RI								
41. South Carolina .....SC								
42. South Dakota .....SD								
43. Tennessee .....TN								
44. Texas .....TX								
45. Utah .....UT								
46. Vermont .....VT								
47. Virginia .....VA								
48. Washington .....WA								
49. West Virginia .....WV								
50. Wisconsin .....WI								
51. Wyoming .....WY								
52. American Samoa .....AS								
53. Guam .....GU								
54. Puerto Rico .....PR								
55. U.S. Virgin Islands .....VI								
56. Northern Mariana Islands .....MP								
57. Canada .....CAN								
58. Aggregate other alien .....OT								
59. Total								
DETAILS OF WRITE-INS								
58001. ....								
58002. ....								
58003. ....								
58998. Summary of remaining write-ins for Line 58 from overflow page .....								
58999. Totals (Lines 58001 thru 58003 plus 58998)(Line 58 above)								



SUPPLEMENT FOR THE YEAR 2022 OF THE Mt. Morris Mutual Insurance Company

**SUPPLEMENTAL COMPENSATION EXHIBIT**

For the Year Ended December 31, 2022

(To be filed by March 1)

**PART 1 - INTERROGATORIES**

1. Is the reporting insurer a member of a group of insurers or other holding company system? Yes [ ] No [ X ]  
If yes, do the amounts below represent 1) total gross compensation earned for each individual by or on behalf of all companies which are part of the group: Yes [ ]; or 2) allocation to each insurer: Yes [ ].
2. Did any person while an officer, director, or trustee of the reporting entity receive directly or indirectly, during the period covered by this statement any commission on the business transactions of the reporting entity? Yes [ X ] No [ ]
3. Except for retirement plans generally applicable to its staff employees, has the reporting entity any agreement with any person, other than contracts with its agents for the payment of commissions whereby it agrees that for any service rendered or to be rendered, that he/she shall receive directly or indirectly, any salary, compensation or emolument that will extend beyond the period of 12 months from the date of the agreement? Yes [ ] No [ X ]

**PART 2 - OFFICERS AND EMPLOYEES COMPENSATION**

1 Name and Principal Position	2 Year	3 Salary	4 Bonus	5 Stock Awards	6 Option Awards	7 Sign-on Payments	8 Severance Payments	9 All Other Compensation	10 Totals
Current:									
1. Daniel Otto Fenske .....	2022	312,115	31,750					11,358	355,223
Daniel Otto Fenske .....	2021	292,308	45,691					10,817	348,816
Daniel Otto Fenske .....	2020	280,769	25,500					9,916	316,185
Current:									
2. Principal Financial Officer .....	2022								
.....	2021								
.....	2020								
3. Connie Lynn Weber, VP-Operations/Secretary .....	2022	138,113	26,549					5,203	169,865
Connie Lynn Weber, VP-Operations/Treasurer .....	2021	137,970	8,345					4,927	151,242
Connie Lynn Weber, VP-Operations .....	2020	117,880	12,009					4,500	134,389
4. Cathy Edna Atkinson, VP-Claims .....	2022	74,541	2,500					3,421	80,462
Cathy Edna Atkinson, VP-Claims .....	2021	87,009	6,079					3,301	96,389
Cathy Edna Atkinson, VP-Claims .....	2020	85,707	500					3,115	89,322
5. Danielle Marie Loeffler, VP-Policy Services .....	2022	96,202	3,750					3,694	103,646
Danielle Marie Loeffler, VP-Policy Services .....	2021	87,944	5,965					3,375	97,284
Danielle Marie Loeffler, VP-Policy Services .....	2020	83,856	500					3,063	87,419
6. Robert Frank Hoefs, Chairman of the Board .....	2022	27,500							27,500
Robert Frank Hoefs, Chairman of the Board .....	2021	26,000							26,000
Robert Frank Hoefs, Chairman of the Board .....	2020	27,500							27,500
7. Glenn Long Thalacker, Vice Chairman of the Board .....	2022	7,000							7,000
Glenn Long Thalacker, Vice Chairman of the Board .....	2021	6,250							6,250
Glenn Long Thalacker, Vice Chairman of the Board .....	2020	7,000							7,000
8. Robert Zimpel, Treasurer .....	2022	8,500							8,500
Robert Zimpel, Treasurer .....	2021	7,500							7,500
Robert Zimpel, Treasurer .....	2020	10,000							10,000
9. ....	2022								
.....	2021								
.....	2020								
10. ....	2022								
.....	2021								
.....	2020								

**PART 3 - DIRECTOR COMPENSATION**

1 Name and Principal Position or Occupation and Company (if Outside Director)	Paid or Deferred for Services as Director				6 All Other Compensation Paid or Deferred	7 Totals
	2 Direct Compensation	3 Stock Awards	4 Option Awards	5 Other		
Robert Matthew Ebben .....	10,500					10,500
Raymond Dobbins Hutchinson .....	5,250				48,866	54,116
Jeff Nichols .....	9,000					9,000



SUPPLEMENT FOR THE YEAR 2022 OF THE Mt. Morris Mutual Insurance Company

**PART 3 - DIRECTOR COMPENSATION**

1 Name and Principal Position or Occupation and Company (if Outside Director)	Paid or Deferred for Services as Director				6 All Other Compensation Paid or Deferred	7 Totals
	2 Direct Compensation	3 Stock Awards	4 Option Awards	5 Other		
Greg Walker .....	8,250	.....	.....	.....	463,007	471,257
Daniel Fenske .....	12,000	.....	.....	.....	.....	12,000
Connie Weber .....	13,000	.....	.....	.....	.....	13,000

SUPPLEMENT FOR THE YEAR 2022 OF THE Mt. Morris Mutual Insurance Company

**PART 4 - NARRATIVE DESCRIPTION OF MATERIAL FACTORS**

---

Provide a narrative description of any material factors necessary to gain an understanding of the information disclosed in the tables.

All other compensation for employees and officers is Holiday pay. All other compensation for directors is commissions paid to agent. ....

Trusted Surplus - Cover

**N O N E**

Trusted Surplus Statement - Assets

**N O N E**

Trusted Surplus Statement - Liabilities and Trusted Surplus

**N O N E**

**NONE**



Bail Bonds Supplement

**N O N E**

Director and Officer Insurance Coverage Supplement

**N O N E**



SUPPLEMENT FOR THE YEAR 2022 OF THE Mt. Morris Mutual Insurance Company

**SUPPLEMENTAL SCHEDULE FOR REINSURANCE COUNTERPARTY REPORTING EXCEPTION - ASBESTOS AND POLLUTION CONTRACTS**

For The Year Ended December 31, 2022 (\$000 Omitted)  
(To Be Filed by March 1)

Original Reinsurer				Retroactive Reinsurer		Reinsurance Recoverables On					Original Reinsurer Collateral			15	Reinsurance Recoverable On Paid Losses and Paid Loss Adjustment Expenses						23	24	
1	2	3	4	5	6	7	8	9	10	11	12	13	14		16	Overdue				22			
ID Number	NAIC Company Code	Name of Reinsurer	Domiciliary Jurisdiction	ID Number	Name of Reinsurer Reported Schedule F, Part 3	Paid Losses	Paid LAE	Unpaid Case Losses & LAE	IBNR Losses & LAE	Cols. 7 + 8 + 9 + 10 Totals	Funds Held	Letters of Credit	Trust Funds and Other Allowed Offset Items	Amounts Approved as Other Offset Items	Current	17	18	19	20	21 Total Overdue Cols. 17 + 18 + 19 + 20	Total Due Cols. 16 + 21	Percentage Overdue Col. 21/ Col. 22	Percentage More Than 90 Days Overdue Col. (19 + 20)/Col. 22
<b>NONE</b>																							
9999999 - Totals																							

## ALPHABETICAL INDEX

### ANNUAL STATEMENT BLANK

Assets .....	2
Cash Flow .....	5
Exhibit of Capital Gains (Losses) .....	12
Exhibit of Net Investment Income .....	12
Exhibit of Nonadmitted Assets .....	13
Exhibit of Premiums and Losses (State Page) .....	19
Five-Year Historical Data .....	17
General Interrogatories .....	15
Jurat Page .....	1
Liabilities, Surplus and Other Funds .....	3
Notes To Financial Statements .....	14
Overflow Page For Write-ins .....	101
Schedule A - Part 1 .....	E01
Schedule A - Part 2 .....	E02
Schedule A - Part 3 .....	E03
Schedule A - Verification Between Years .....	SI02
Schedule B - Part 1 .....	E04
Schedule B - Part 2 .....	E05
Schedule B - Part 3 .....	E06
Schedule B - Verification Between Years .....	SI02
Schedule BA - Part 1 .....	E07
Schedule BA - Part 2 .....	E08
Schedule BA - Part 3 .....	E09
Schedule BA - Verification Between Years .....	SI03
Schedule D - Part 1 .....	E10
Schedule D - Part 1A - Section 1 .....	SI05
Schedule D - Part 1A - Section 2 .....	SI08
Schedule D - Part 2 - Section 1 .....	E11
Schedule D - Part 2 - Section 2 .....	E12
Schedule D - Part 3 .....	E13
Schedule D - Part 4 .....	E14
Schedule D - Part 5 .....	E15
Schedule D - Part 6 - Section 1 .....	E16
Schedule D - Part 6 - Section 2 .....	E16
Schedule D - Summary By Country .....	SI04
Schedule D - Verification Between Years .....	SI03
Schedule DA - Part 1 .....	E17
Schedule DA - Verification Between Years .....	SI10
Schedule DB - Part A - Section 1 .....	E18
Schedule DB - Part A - Section 2 .....	E19
Schedule DB - Part A - Verification Between Years .....	SI11
Schedule DB - Part B - Section 1 .....	E20
Schedule DB - Part B - Section 2 .....	E21
Schedule DB - Part B - Verification Between Years .....	SI11
Schedule DB - Part C - Section 1 .....	SI12
Schedule DB - Part C - Section 2 .....	SI13
Schedule DB - Part D - Section 1 .....	E22
Schedule DB - Part D - Section 2 .....	E23
Schedule DB - Part E .....	E24
Schedule DB - Verification .....	SI14
Schedule DL - Part 1 .....	E25
Schedule DL - Part 2 .....	E26
Schedule E - Part 1 - Cash .....	E27
Schedule E - Part 2 - Cash Equivalents .....	E28
Schedule E - Part 2 - Verification Between Years .....	SI15
Schedule E - Part 3 - Special Deposits .....	E29
Schedule F - Part 1 .....	20
Schedule F - Part 2 .....	21
Schedule F - Part 3 .....	22
Schedule F - Part 4 .....	27
Schedule F - Part 5 .....	28
Schedule F - Part 6 .....	29
Schedule H - Accident and Health Exhibit - Part 1 .....	30
Schedule H - Part 2, Part 3 and 4 .....	31
Schedule H - Part 5 - Health Claims .....	32

**ANNUAL STATEMENT BLANK (Continued)**

Schedule P - Part 1 - Summary .....	33
Schedule P - Part 1A - Homeowners/Farmowners .....	35
Schedule P - Part 1B - Private Passenger Auto Liability/Medical .....	36
Schedule P - Part 1C - Commercial Auto/Truck Liability/Medical .....	37
Schedule P - Part 1D - Workers' Compensation (Excluding Excess Workers' Compensation) .....	38
Schedule P - Part 1E - Commercial Multiple Peril .....	39
Schedule P - Part 1F - Section 1 - Medical Professional Liability - Occurrence .....	40
Schedule P - Part 1F - Section 2 - Medical Professional Liability - Claims-Made .....	41
Schedule P - Part 1G - Special Liability (Ocean, Marine, Aircraft (All Perils), Boiler and Machinery) .....	42
Schedule P - Part 1H - Section 1 - Other Liability-Occurrence .....	43
Schedule P - Part 1H - Section 2 - Other Liability - Claims-Made .....	44
Schedule P - Part 1I - Special Property (Fire, Allied Lines, Inland Marine, Earthquake, Burglary & Theft) .....	45
Schedule P - Part 1J - Auto Physical Damage .....	46
Schedule P - Part 1K - Fidelity/Surety .....	47
Schedule P - Part 1L - Other (Including Credit, Accident and Health) .....	48
Schedule P - Part 1M - International .....	49
Schedule P - Part 1N - Reinsurance - Nonproportional Assumed Property .....	50
Schedule P - Part 1O - Reinsurance - Nonproportional Assumed Liability .....	51
Schedule P - Part 1P - Reinsurance - Nonproportional Assumed Financial Lines .....	52
Schedule P - Part 1R - Section 1 - Products Liability - Occurrence .....	53
Schedule P - Part 1R - Section 2 - Products Liability - Claims-Made .....	54
Schedule P - Part 1S - Financial Guaranty/Mortgage Guaranty .....	55
Schedule P - Part 1T - Warranty .....	56
Schedule P - Part 2, Part 3 and Part 4 - Summary .....	34
Schedule P - Part 2A - Homeowners/Farmowners .....	57
Schedule P - Part 2B - Private Passenger Auto Liability/Medical .....	57
Schedule P - Part 2C - Commercial Auto/Truck Liability/Medical .....	57
Schedule P - Part 2D - Workers' Compensation (Excluding Excess Workers' Compensation) .....	57
Schedule P - Part 2E - Commercial Multiple Peril .....	57
Schedule P - Part 2F - Section 1 - Medical Professional Liability - Occurrence .....	58
Schedule P - Part 2F - Section 2 - Medical Professional Liability - Claims-Made .....	58
Schedule P - Part 2G - Special Liability (Ocean Marine, Aircraft (All Perils), Boiler and Machinery) .....	58
Schedule P - Part 2H - Section 1 - Other Liability - Occurrence .....	58
Schedule P - Part 2H - Section 2 - Other Liability - Claims-Made .....	58
Schedule P - Part 2I - Special Property (Fire, Allied Lines, Inland Marine, Earthquake, Burglary, and Theft) .....	59
Schedule P - Part 2J - Auto Physical Damage .....	59
Schedule P - Part 2K - Fidelity, Surety .....	59
Schedule P - Part 2L - Other (Including Credit, Accident and Health) .....	59
Schedule P - Part 2M - International .....	59
Schedule P - Part 2N - Reinsurance - Nonproportional Assumed Property .....	60
Schedule P - Part 2O - Reinsurance - Nonproportional Assumed Liability .....	60
Schedule P - Part 2P - Reinsurance - Nonproportional Assumed Financial Lines .....	60
Schedule P - Part 2R - Section 1 - Products Liability - Occurrence .....	61
Schedule P - Part 2R - Section 2 - Products Liability - Claims-Made .....	61
Schedule P - Part 2S - Financial Guaranty/Mortgage Guaranty .....	61
Schedule P - Part 2T - Warranty .....	61
Schedule P - Part 3A - Homeowners/Farmowners .....	62
Schedule P - Part 3B - Private Passenger Auto Liability/Medical .....	62
Schedule P - Part 3C - Commercial Auto/Truck Liability/Medical .....	62
Schedule P - Part 3D - Workers' Compensation (Excluding Excess Workers' Compensation) .....	62
Schedule P - Part 3E - Commercial Multiple Peril .....	62
Schedule P - Part 3F - Section 1 - Medical Professional Liability - Occurrence .....	63
Schedule P - Part 3F - Section 2 - Medical Professional Liability - Claims-Made .....	63
Schedule P - Part 3G - Special Liability (Ocean Marine, Aircraft (All Perils), Boiler and Machinery) .....	63
Schedule P - Part 3H - Section 1 - Other Liability - Occurrence .....	63
Schedule P - Part 3H - Section 2 - Other Liability - Claims-Made .....	63
Schedule P - Part 3I - Special Property (Fire, Allied Lines, Inland Marine, Earthquake, Burglary, and Theft) .....	64
Schedule P - Part 3J - Auto Physical Damage .....	64
Schedule P - Part 3K - Fidelity/Surety .....	64
Schedule P - Part 3L - Other (Including Credit, Accident and Health) .....	64
Schedule P - Part 3M - International .....	64
Schedule P - Part 3N - Reinsurance - Nonproportional Assumed Property .....	65
Schedule P - Part 3O - Reinsurance - Nonproportional Assumed Liability .....	65
Schedule P - Part 3P - Reinsurance - Nonproportional Assumed Financial Lines .....	65
Schedule P - Part 3R - Section 1 - Products Liability - Occurrence .....	66
Schedule P - Part 3R - Section 2 - Products Liability - Claims-Made .....	66
Schedule P - Part 3S - Financial Guaranty/Mortgage Guaranty .....	66
Schedule P - Part 3T - Warranty .....	66

**ANNUAL STATEMENT BLANK (Continued)**

Schedule P - Part 4A - Homeowners/Farmowners .....	67
Schedule P - Part 4B - Private Passenger Auto Liability/Medical .....	67
Schedule P - Part 4C - Commercial Auto/Truck Liability/Medical .....	67
Schedule P - Part 4D - Workers' Compensation (Excluding Excess Workers' Compensation) .....	67
Schedule P - Part 4E - Commercial Multiple Peril .....	67
Schedule P - Part 4F - Section 1 - Medical Professional Liability - Occurrence .....	68
Schedule P - Part 4F - Section 2 - Medical Professional Liability - Claims-Made .....	68
Schedule P - Part 4G - Special Liability (Ocean Marine, Aircraft (All Perils), Boiler and Machinery) .....	68
Schedule P - Part 4H - Section 1 - Other Liability - Occurrence .....	68
Schedule P - Part 4H - Section 2 - Other Liability - Claims-Made .....	68
Schedule P - Part 4I - Special Property (Fire, Allied Lines, Inland Marine, Earthquake, Burglary and Theft) .....	69
Schedule P - Part 4J - Auto Physical Damage .....	69
Schedule P - Part 4K - Fidelity/Surety .....	69
Schedule P - Part 4L - Other (Including Credit, Accident and Health) .....	69
Schedule P - Part 4M - International .....	69
Schedule P - Part 4N - Reinsurance - Nonproportional Assumed Property .....	70
Schedule P - Part 4O - Reinsurance - Nonproportional Assumed Liability .....	70
Schedule P - Part 4P - Reinsurance - Nonproportional Assumed Financial Lines .....	70
Schedule P - Part 4R - Section 1 - Products Liability - Occurrence .....	71
Schedule P - Part 4R - Section 2 - Products Liability - Claims-Made .....	71
Schedule P - Part 4S - Financial Guaranty/Mortgage Guaranty .....	71
Schedule P - Part 4T - Warranty .....	71
Schedule P - Part 5A - Homeowners/Farmowners .....	72
Schedule P - Part 5B - Private Passenger Auto Liability/Medical .....	73
Schedule P - Part 5C - Commercial Auto/Truck Liability/Medical .....	74
Schedule P - Part 5D - Workers' Compensation (Excluding Excess Workers' Compensation) .....	75
Schedule P - Part 5E - Commercial Multiple Peril .....	76
Schedule P - Part 5F - Medical Professional Liability - Claims-Made .....	78
Schedule P - Part 5F - Medical Professional Liability - Occurrence .....	77
Schedule P - Part 5H - Other Liability - Claims-Made .....	80
Schedule P - Part 5H - Other Liability - Occurrence .....	79
Schedule P - Part 5R - Products Liability - Claims-Made .....	82
Schedule P - Part 5R - Products Liability - Occurrence .....	81
Schedule P - Part 5T - Warranty .....	83
Schedule P - Part 6C - Commercial Auto/Truck Liability/Medical .....	84
Schedule P - Part 6D - Workers' Compensation (Excluding Excess Workers' Compensation) .....	84
Schedule P - Part 6E - Commercial Multiple Peril .....	85
Schedule P - Part 6H - Other Liability - Claims-Made .....	86
Schedule P - Part 6H - Other Liability - Occurrence .....	85
Schedule P - Part 6M - International .....	86
Schedule P - Part 6N - Reinsurance - Nonproportional Assumed Property .....	87
Schedule P - Part 6O - Reinsurance - Nonproportional Assumed Liability .....	87
Schedule P - Part 6R - Products Liability - Claims-Made .....	88
Schedule P - Part 6R - Products Liability - Occurrence .....	88
Schedule P - Part 7A - Primary Loss Sensitive Contracts .....	89
Schedule P - Part 7B - Reinsurance Loss Sensitive Contracts .....	91
Schedule P Interrogatories .....	93
Schedule T - Exhibit of Premiums Written .....	94
Schedule T - Part 2 - Interstate Compact .....	95
Schedule Y - Information Concerning Activities of Insurer Members of a Holding Company Group .....	96
Schedule Y - Part 1A - Detail of Insurance Holding Company System .....	97
Schedule Y - Part 2 - Summary of Insurer's Transactions With Any Affiliates .....	98
Schedule Y - Part 3 - Ultimate Controlling Party and Listing of Other U.S. Insurance Groups or Entities Under That Ultimate Controlling Party's Control .....	99
Statement of Income .....	4
Summary Investment Schedule .....	SI01
Supplemental Exhibits and Schedules Interrogatories .....	100
Underwriting and Investment Exhibit Part 1 .....	6
Underwriting and Investment Exhibit Part 1A .....	7
Underwriting and Investment Exhibit Part 1B .....	8
Underwriting and Investment Exhibit Part 2 .....	9
Underwriting and Investment Exhibit Part 2A .....	10
Underwriting and Investment Exhibit Part 3 .....	11