



AW ADVANCING A HEALTHIER
WISCONSIN ENDOWMENT

MEDICAL COLLEGE OF WISCONSIN

ADVANCING A HEALTHIER WISCONSIN ENDOWMENT PROGRAM AUDIT

January 1, 2019 - June 30, 2021



TABLE OF CONTENTS


Advancing a Healthier Wisconsin Endowment Letter

July 8, 2021

Office of the Commissioner of Insurance Letter

August 10, 2021

Medical College of Wisconsin Management Letter

June 27, 2022

**Independent Accountants' Report on Applying
Agreed-Upon Procedures**

June 27, 2022

July 8, 2021

The Honorable Mark Afable
Commissioner
Wisconsin Office of the Commissioner of Insurance
PO Box 7873
Madison, WI 53707-7873

The Honorable Nathan Houdek
Deputy Commissioner
Wisconsin Office of the Commissioner of Insurance
PO Box 7873
Madison, WI 53707-7873

Dear Commissioner Afable and Deputy Commissioner Houdek:

On behalf of the Medical College of Wisconsin (MCW), and MCW's Advancing a Healthier Wisconsin (AHW) Endowment, we are seeking approval for AHW's program audit process.

Program audits are required as indicated in the following clause in the March 28, 2000 order from the Wisconsin Commissioner of Insurance:

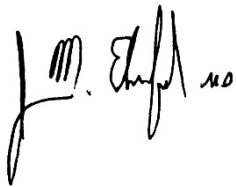
PROGRAM AND FINANCIAL AUDITS

At least every five years the University of Wisconsin Foundation/University of Wisconsin Medical School and the Medical College of Wisconsin shall obtain a program and financial audit from the Legislative Audit Bureau or from an independent firm approved by, or selected under standards approved by, the Commissioner, and shall submit the audit report to the PCHOAC, Board of Regents or Board of Trustees, and the Wisconsin United for Health Foundation, Inc., if still in existence.

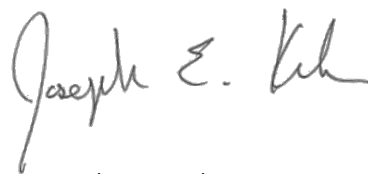
AHW's past practice has been to conduct a program audit every five years, with the most recent audit completed for the period of January 1, 2014 to December 31, 2018. We are seeking approval to conduct the program audit annually. To accomplish the shift in timeline, an audit for the period of January 1, 2019 to June 30, 2021 is being proposed, with annual audits thereafter beginning for the period of July 1, 2021 to June 30, 2022. We request the program audits be conducted by KPMG, through an agreed-upon procedures approach, as is consistent with the most recently completed audit. Conducting annual program audits will allow for more timely reports being made available to the public. AHW requests no change to the financial audit process, which is conducted annually by KPMG.

Thank you for your consideration of this request. We look forward to your response, along with continued partnership with you and your staff. If any additional information is needed, please do not hesitate to contact me.

Sincerely,



Jesse M. Ehrenfeld, MD, MPH
Senior Associate Dean, School of Medicine
Director, Advancing a Healthier Wisconsin Endowment
Professor, Anesthesiology
Medical College of Wisconsin



Joseph E. Kerschner, MD
The Julia A. Uihlein, MA, Dean of the School of Medicine
Provost and Executive Vice President
Professor of Otolaryngology
Microbiology and Immunology
Medical College of Wisconsin



Wisconsin Office of the
COMMISSIONER
OF INSURANCE

Tony Evers, Governor of Wisconsin
Mark Afable, Commissioner of Insurance

August 10, 2021

Jesse M. Ehrenfeld, MD
Advancing a Healthier Wisconsin Endowment
8701 W Watertown Plank Road
Milwaukee, WI 53226-0509

Sent via electronic mail to: jehrenfeld@mcw.edu

Dear Dr. Ehrenfeld:

We approve your request to conduct Advancing a Healthier Wisconsin's program audit annually, including the timeline and approach as described in your letter on July 8, 2021.

Sincerely,

A handwritten signature in black ink, appearing to read "Mark V. Afable".

Mark V. Afable

Commissioner of Insurance

cc: Deputy Commissioner Nathan Houdek

Dr. Joseph E. Kerschner



knowledge changing life

June 27, 2022

KPMG LLP
833 East Michigan Street
Suite 1050
Milwaukee, Wisconsin 53202

Ladies and Gentlemen:

In connection with your engagement to perform agreed-upon procedures to determine The Medical College of Wisconsin, Inc.'s (MCW) compliance with the order issued by the Wisconsin Commissioner of Insurance in the Finding of Fact, Conclusion of Law, and Order issued March 28, 2000 (the Order) as applied to the Advancing a Healthier Wisconsin Program (the Program) for the period from January 1, 2019 to June 30, 2021, we confirm, to the best of our knowledge and belief, as of June 27, 2022 the following representations made to you during your agreed-upon procedures engagement:

1. We acknowledge our responsibility for MCW's compliance with the Order's requirements for the period from January 1, 2019 to June 30, 2021.
2. We agree to the procedures performed and acknowledge that they are appropriate for the intended purpose of the engagement to determine MCW's compliance with the Order's requirements for the period from January 1, 2019 to June 30, 2021.
3. We obtained, from all necessary parties, agreement to the procedures and acknowledgement that the procedures are appropriate for their purposes and provided to you written acknowledgement from those parties.
4. We have provided you with access to all relevant information and access, as applicable, as agreed upon in the terms of the engagement.
5. There are no known matters contradicting the subject matter and there have been no communications from regulatory agencies or others affecting the subject matter, including between the end of the period addressed by the subject matter and the date of the agreed-upon procedures report.
6. We are not aware of any material misstatements in the subject matter.
7. There are no known subsequent events to the period from January 1, 2019 to June 30, 2021 that would have a material effect on the subject matter.

Very truly yours,

The Medical College of Wisconsin, Inc.



John R. Raymond, Sr., M.D.

President and Chief Executive Officer



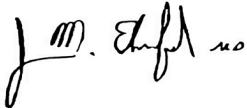
Christopher P. Kops, MBA, CPA

Executive Vice President for Finance and Administration and Chief Operating Officer



Pamela J. Stanick, CPA

Associate Vice President for Finance and Treasury



Jesse M. Ehrenfeld, MD, MPH

Director of the Advancing a Healthier Wisconsin Endowment and Senior Associate Dean at the Medical College of Wisconsin School of Medicine



KPMG LLP
Suite 1050
833 East Michigan Street
Milwaukee, WI 53202-5337

Independent Accountants' Agreed-Upon Procedures Report

The Medical College of Wisconsin, Inc.:

We have performed the procedures enumerated below to determine The Medical College of Wisconsin, Inc.'s (MCW) compliance with the order issued by the Wisconsin Commissioner of Insurance in the Finding of Fact, Conclusion of Law, and Order issued March 28, 2000 (the Order) as applied to the Advancing a Healthier Wisconsin Program (the Program) for the period from January 1, 2019 to June 30, 2021. MCW is responsible for its compliance with the Order's requirements.

MCW has agreed to and acknowledged that the procedures performed are appropriate to meet the intended purpose of determining their compliance with the Order's requirements for the period from January 1, 2019 to June 30, 2021. This report may not be suitable for any other purpose. Additionally, the Office of the Commissioner of Insurance of the State of Wisconsin has agreed to and acknowledged that the procedures performed are appropriate for its purposes. No other parties have agreed to or acknowledged the appropriateness of these procedures for the intended purpose or any other purpose.

The procedures performed may not address all the items of interest to a user of this report and may not meet the needs of all users of this report and, as such, users are responsible for determining whether the procedures performed are appropriate for their purposes. We make no representation regarding the appropriateness of the procedures either for the intended purpose or for any other purpose.

The procedures and the associated findings are as follows:

Financial Statements and Required Reporting

1. Inquire of management whether an independent annual financial audits covering grant and administrative expense between January 1, 2019 and June 30, 2021, have been completed in compliance with the Insurance Commissioner's Order.

We obtained from management the audited financial statements of the Program for fiscal years ended June 30, 2019, 2020, and 2021. In addition, we obtained from management the general ledger of the Program for the six-month period ended June 30, 2019 which was used by management to reconcile expenditures for the period covered by this report.

No exceptions were noted as a result of applying this procedure.

2. For each reporting period obtain management's summary schedule of the Program expenditures by award granted and amounts charged as administrative expenses. Agree total expenditures to the amount shown as the Program expenditures in the general ledger detail for the six-month period ending June 30, 2019, and the corresponding financial statement audit for fiscal years ending June 30, 2020 and 2021. Management's summary schedule of the Program expenditures should be presented by award and include the following: amount awarded, amount expended in period, amount unspent at period end and total for all amounts expended. (Attach as Schedule 1)

We obtained from management the summary schedules of the Program expenditures by award granted and amounts charged as administrative expenses for both the Public Health Initiatives (Fund 151) awards and the Education and Research initiatives (Fund 152) awards for the six-month period ending June 30,



2019 and each of the fiscal years ending June 30, 2020 and 2021. We reconciled total expenditures to the amounts shown as the Program expenditures in the general ledger for the six-month period ending June 30, 2019 and the corresponding financial statement audit for fiscal years ending June 30, 2020 and 2021.

No exceptions were noted as a result of applying this procedure. See Schedule 1 and 1A attached.

3. Obtain management's schedule of the endowment balance at fiscal years ending June 30, 2019, 2020 and 2021 and agree it to the corresponding audited financial statements of the Program. (Attach as Schedule 2)

We obtained management's schedules of the endowment balance as of the fiscal years ending June 30, 2019, 2020, and 2021 and agreed it to the endowment balance within the respective audited financial statements of the Program.

No exceptions were noted as a result of applying this procedure. See Schedule 2 attached.

4. Obtain and read the Program minutes of governance committee meetings. Verify the minutes provide documentation of award decisions. Verify the minutes provide documentation of financial reporting at least annually, on the value of the endowment and available funds.

We obtained and read the Program minutes of the MCW Consortium on Public and Community Health and AHW Research and Education Advisory Committee from January 1, 2019 through June 30, 2021. Per our review of the minutes, we observed the minutes included award decisions and at least annually, the value of the endowment and available funds that were still able for disbursements.

No exceptions were noted as a result of applying this procedure.

5. Obtain each member of the MCW Consortium on Public and Community Health, and the Research and Education Advisory Committee's annual sign-off from management confirming their agreement to adhere to the Program's respective conflict of interest policies.

We obtained the annual sign-offs for each of the members of MCW Consortium on Public and Community Health for 2019, 2020 and 2021, and sign off for each of the Research and Education Advisory Committee members from January 1, 2019 through June 30, 2021 from the year in which they joined the committee. The sign-offs contained each member's confirmation of their agreement to adhere to the Program's respective conflict of interest policies.

No exceptions were noted as a result of applying this procedure.

6. Inquire of management as to whether or not the entity charges administrative expenses to the Program. If an administrative expense was charged, obtain a schedule of administrative expenses from management and agree it to the respective financial statements or unaudited general ledger noted in procedure 2 above. Compute the amount of administrative expenses to total program expenditures for the six months ended June 30, 2019 and for fiscal years ending June 30, 2020 and 2021. Compute the amount of administrative expenses to the average monthly endowment value for the same periods.

We inquired of management noting that MCW does charge administrative expenses to the Program. We obtained management's schedule of administrative expenses at the transaction detail level and agreed it to the unaudited general ledger for the six months ended June 30, 2019 and the respective financial statements for fiscal years ending June 30, 2020 and 2021. We also computed the amount of administrative expenses to total program expenditures and the amount of administrative expenses to the average monthly endowment value for the same periods.



No exceptions were noted as a result of applying this procedure. See Schedule 3A attached.

7. Select an annual sample of five administrative expense transactions from the public health awards and an annual sample of five administrative expense transactions from the medical education and research awards listed in the schedule obtained in procedure 6 for the period July 1, 2019 through June 30, 2021. For the period of January 1, 2019 through June 30, 2019, select a sample of 2 administrative expense transactions from each the public health and medical education and research awards. Vouch back to supporting documentation to ascertain that the administrative expenses related to the Program. (Attach a summary of total administrative costs and amounts tested by period as Schedule 3)

From management's schedule of administrative expenses obtained in procedure 6, we selected 2 administrative expense transactions for each the public health and medical education and research awards for the period from January 1, 2019 through June 30, 2019 and 5 administrative expense transactions for each of the public health and medical education and research awards for each fiscal year ending June 30, 2020 and 2021. We performed the following procedures:

- a. *For external expenses, we obtained from management the invoice, purchase order (if applicable), and check copy, agreed the amount to the schedule of administrative expenses, and verified that the administrative expense was appropriate and related to the Program.*
- b. *For internal expenses, we obtained the inter-department job charges invoice or transfer entry and journal entry support, agreed the amount to the schedule of administrative expenses, and verified that the administrative expense was appropriate and related to the Program.*

No exceptions were noted as a result of applying this procedure. See Schedule 3B attached.

Compliance with Insurance Commissioner's Order

8. Inquire whether management has prepared a five-year plan for the Program which was active for the six-month period ending June 30, 2019 and the fiscal years ending June 30, 2020 and 2021. Obtain documentation that public input was sought in developing the plan, that the relevant sections of the plan were approved by the MCW Consortium on Public and Community Health noting the date of approval, and that the plan was approved by the MCW Board of Trustees noting the date of approval.

We inquired of management noting a five-year plan was prepared for the program for the period 2019 through 2023. We obtained the Program's Developing an Inclusive and Responsive Guiding Document for the 2019 – 2023 five-year plan, showing the different ways MCW requested public comments and the outcome of each. We inspected the meeting minutes of the MCW Consortium on Public and Community Health on May 3, 2018 noting the approval 2019 – 2023 five-year plan. We obtained a certified letter from John T. Newsome, Esq., Assistant Secretary and General Counsel of MCW that stated the date of the MCW Board of Trustees approved the Advancing a Healthier Wisconsin Endowment 2019 – 2023 five-year plan on June 22, 2018.

No exceptions were noted as a result of applying this procedure.

9. Obtain evidence showing the MCW Consortium on Public and Community Health conducted and recorded a vote on the allocated percentage of funds for public health initiatives and for medical education and research initiatives in accordance with the five-year plan in effect at the time of the vote for the six-month period ended June 30, 2019 and the fiscal years ended June 30, 2020 and 2021.

We obtained the meeting minutes of the MCW Consortium on Public and Community Health evidencing they conducted and recorded the vote on the allocation percentage of funds for public health initiatives and



for medical education and research initiatives in accordance with the five-year plan on May 3, 2018 for fiscal year 2019 and to retain the allocation for the 2019 – 2023 five-year plan.

No exceptions were noted as a result of applying this procedure.

10. Obtain evidence of separate endowment accounts for public health initiatives and for medical education and research initiatives. Inquire of management as to whether the endowment funds were pooled with other endowment funds in a common investment management practice.

We obtained management’s schedules of endowment balances noted in procedure 3, noting there were separate endowment accounts for public health initiatives and for medical education and research initiatives. We inquired of management as to whether the Program endowment funds were pooled with other endowment funds of MCW in a common investment management practice noting that the Program endowment is pooled with other funds at MCW for investment purposes. The pooled endowment accounting policy is disclosed in the notes to the audited financial statements identified in procedure 1.

No exceptions were noted as a result of applying this procedure.

11. Inquire of management whether the entity completed annual reports on endowment-funded activities. Obtain evidence the reports were approved by the MCW Board of Trustees. Obtain evidence the reports were made available to the public.

We obtained the annual reports on endowment-funded activities for each period noted in procedure 1 above. Management indicated the website where the reports were made available to the public. Each report was obtained from the AHW Public Stewardship website (ahwendowment.org/AHW/Who-We-Are/Public-Stewardship.htm). We obtained a certified letter from John T. Newsome, Esq., Assistant Secretary and General Counsel of MCW that stated the date of the MCW Board of Trustees accepted the Advancing a Healthier Wisconsin Endowment Annual Reports for fiscal years 2019, 2020, and 2021 on June 26, 2020, November 22, 2020, and November 19, 2021, respectively.

No exceptions were noted as a result of applying this procedure.

12. Inquire of management whether the membership composition of the MCW Consortium on Public and Community Health was consistent with the requirements of the Insurance Commissioner’s Order.

We obtained the Office of the Commissioner of Insurance’s Order on membership composition of the MCW Consortium on Public and Community Health. We obtained from management a listing of MCW Consortium members for each period noted in procedure 1 and agreed the listing of MCW Consortium members to the Office of the Commissioner of Insurance’s Order.

No exceptions were noted as a result of applying this procedure.

13. Inquire of management whether the Program has a policy on non-supplanting.

We obtained the Program’s policy named “AHW Non-Supplanting Policy” that covers the periods noted in procedure 1.

No exceptions were noted as a result of applying this procedure.

Grant Review and Awards

14. Using the list of awards obtained in procedure 2, select a sample of the lesser of 10 public health awards and 10 medical education and research awards or awards that represent 20% of total expenses for each category of awards, active between January 1, 2019 and June 30, 2021.



We obtained the summary schedules of the Program expenditures by award granted noted in procedure 2 and selected 10 public health awards and 10 medical education and research awards active between January 1, 2019 and June 30, 2021.

No exceptions were noted as a result of applying this procedure.

15. For each award selected in procedure 14, verify that the award documentation includes the following items:
- a. Letter of intent (if required) with evidence of review and approval in accordance with the relevant RFA if applicable
 - b. Full application with evidence of review and approval in accordance with the relevant RFA if applicable
 - c. Documentation of non-supplanting review in alignment with the Program's non-supplanting policy
 - d. Award letter or funding agreement indicating the amount awarded and funding period
 - e. Documentation that budget and budget revisions (if requested) were approved in accordance with the relevant award administration manual, and indicate personnel expenses including base salaries that were at or below the NIH salary cap (if required) in the relevant RFA
 - f. Documentation of changes to the award funding period (if requested)
 - g. Award recipient orientation materials in accordance with the relevant award administration manual
 - h. Progress and final reporting requirements (if required) in accordance with the relevant award administration manual

Prepare and attach Schedule 4 to summarize results.

We performed the procedures outlined above for each award selected in procedure 14, as applicable, and obtained from management the following documentation to apply the procedures:

- a. *Obtained the applicant's letter of intent (if required) and/or invitation that included the Program's review and approval in accordance with the relevant RFA component to include confirmation of applicant eligibility.*
- b. *Obtained the full application submitted (if required) and Board Meeting minutes that indicated review and approval of the full application in accordance with the relevant RFA component.*
- c. *Obtained the applicants completed non-supplanting questionnaire that was completed to support their understanding of the entity's non-supplanting policy and signed by the lead academic partner and principal investigator.*
- d. *Obtained the original award letters or MOU (if applicable) containing the amount awarded and the period funds were available. Obtained the change request form and MOU Addendum (if applicable) or changes to the award amount or period of award, if applicable. We agreed award amounts to amounts in procedure 15a and 15b.*
- e. *Obtained the original budgets and any revised budgets with change requests (if applicable). We sighted Program approval of the budget(s) by obtaining the e-mail sent to the award recipient with the approved budget spreadsheet. We agreed base salaries of personnel expenses included in the budget were below the published NIH salary cap as required by the RFA component.*
- f. *We obtained the No Cost Extension (if applicable) recording the changing of the period of the award.*



- g. *We obtained the power point presentation of the award orientation.*
- h. *We obtained the applicable progress and final reports noting the submission dates agreed with the award and policies.*

No exceptions were noted as a result of applying this procedure. See Schedule 4.

Monitoring Awards

16. For each award selected in procedure 14, obtain the underlying detailed list of expenditures during the period. Using this detailed list, select 12 transactions per award.

We obtained, for each award selected in procedure 14, a detailed list of expenditures during the period and selected 12 transactions at the lowest level of detail available for each award. If there were not 12 transactions for an award, all transactions were selected.

No exceptions were noted as a result of applying this procedure.

17. For the sample selected in procedure 16, obtain supporting documentation for each expense selected and verify that it was spent during the grant period and was approved as being in accordance with the award. Reference allowable/unallowable section of relevant award administration manual. Prepare and attach as Schedule 5 a summary showing the name of the award, amount of award, amount of expenditures tested and coverage percentage.

For each expense selected in procedure 16, we agreed the expense was dated within the respective periods noted in procedure 1 and sighted the expense was approved by the designated responsible party via their signature as being in accordance with the award and as being for an allowable cost via the approved award budget or the certification statement on the Financial Status report.

- a. *For external expenses, we obtained the invoice, budget approval and check copy and agreed the amount to the amount selected per the underlying detailed list of expenditures, transactions and supporting documentation.*
- b. *For non-salary internal expenses, we obtained the inter-department invoice and the related journal entry and agreed the amount to the amount per the underlying detailed list of expenditures.*
- c. *For payroll related expenses, we obtained the employee's approved budget data form showing the employee's percentage of time allocated to the Program and annual salary. We recalculated the employee's payroll expense and agreed the amount to the paycheck stub and to the underlying detailed list of expenditures.*

No exceptions were noted as a result of applying this procedure. See Schedule 5A and 5B.

18. For each award selected in procedure 14, inquire of management whether there were awards with sub-projects.

For each award selected in procedure 14, we inquired of management whether there were sub-recipients related to the award. Management noted that of the 20 awards selected in procedure 14, seven of them had sub-projects. Those seven awards are:

Public Health Awards

- *MCW Partner Team: CAIR*



Medical Education & Research Awards

- *Cancer Center Infrastructure Grant*
- *Prevention, Control, and Population Sciences Research Program*
- *Cardiovascular Medicine: Translational Research, Signature Programs and Community Health*
- *CTSI Mentored Clinical and Translational Research Training Program (KL2) and Pilot and Collaborative Clinical and Translational Research Grants Program (PCCTRP)*
- *Research in Early Child Development to Improve Resiliency and Equity (REDIRECT)*
- *Pancreas Cancer Research Program*

No exceptions were noted as a result of applying this procedure.

19. For awards selected in procedure 14 that have sub-projects, select a sample of at least one-third of public health sub-projects and medical education and research sub-projects. For the samples selected, inquire with management whether the required reporting documents (See items listed in procedure 15 A through H above) were submitted in accordance with the original award and policies.

For each award with sub-projects identified within procedure 18, we selected one-third of the sub-projects and performed the procedures listed in procedure 15, as applicable.

No exceptions were noted as a result of applying this procedure.

We were engaged by MCW to perform this agreed-upon procedures engagement and conducted our engagement in accordance with attestation standards established by the American Institute of Certified Public Accountants, which involves us performing the specific procedures agreed to and acknowledged above and reporting on findings based on performing those procedures. We were not engaged to and did not conduct an examination or review, the objective of which would be the expression of an opinion or conclusion, respectively, on MCW's compliance with the Order's requirements for the period from January 1, 2019 to June 30, 2021. Accordingly, we do not express such an opinion or conclusion. Had we performed additional procedures, other matters might have come to our attention that would have been reported to you.

We are required to be independent of MCW and to meet our other ethical responsibilities, in accordance with the relevant ethical requirements related to our agreed-upon procedures engagement.

This report is intended solely for the information and use of the Medical College of Wisconsin, Inc. and the Office of the Commissioner of Insurance of the State of Wisconsin, and is not intended to be, and should not be, used by anyone other than the specified parties.

KPMG LLP

Milwaukee, Wisconsin
June 27, 2022

Schedule of Program Expenditures by Award

| Award # | Award Short Name | Closed - | Adjusted | Outstanding | Life To Date | 2003 to 2008 | 2009 to 2013 | 2014 to 2018 | January - | FY2020 | FY2021 |
|---------|-----------------------------|-------------|-------------|--------------|--------------|--------------|--------------|--------------|--------------|--------------|--------------|
| | | Funds | | Commitments | | | | | Expenditures | | |
| | | Returned to | Total Award | at 6/30/2021 | Expenditures | Expenditures | Expenditures | Expenditures | Expenditures | Expenditures | Expenditures |
| | | AHW | | | | | | | | | |
| 9510003 | Domestic Violence | \$ 3,934 | \$ 18,202 | \$ - | \$ 14,268 | \$ 14,268 | \$ - | \$ - | \$ - | \$ - | \$ - |
| 9510004 | Project HOPE | 2,701 | 26,962 | - | 24,261 | 24,261 | - | - | - | - | - |
| 9510005 | CHAMP | 4,120 | 449,501 | - | 445,381 | 446,033 | (652) | - | - | - | - |
| 9510006 | Elder Abuse | - | 24,991 | - | 24,991 | 24,991 | - | - | - | - | - |
| 9510007 | Waukesha Oral Health | 9 | 24,883 | - | 24,874 | 24,874 | - | - | - | - | - |
| 9510008 | Rock River Healthy Smiles | 5,361 | 42,658 | - | 37,297 | 37,297 | - | - | - | - | - |
| 9510009 | Holistic Health Planning | 8 | 24,914 | - | 24,906 | 24,906 | - | - | - | - | - |
| 9510010 | Barron County | 52 | 19,427 | - | 19,375 | 19,375 | - | - | - | - | - |
| 9510011 | Mental Health Marion WI | 1 | 27,986 | - | 27,985 | 27,985 | - | - | - | - | - |
| 9510012 | Church Based Health | 5,209 | 450,000 | - | 444,791 | 444,791 | - | - | - | - | - |
| 9510013 | Wisconsin Injury Prevention | 20,250 | 450,000 | - | 429,750 | 429,750 | - | - | - | - | - |
| 9510014 | Partner Up (PUSH) | 8,797 | 450,000 | - | 441,203 | 441,203 | - | - | - | - | - |
| 9510015 | How Safe is the Safety Net | 3,480 | 24,635 | - | 21,155 | 21,155 | - | - | - | - | - |
| 9510016 | Booster Seat Campaign | 2,056 | 25,000 | - | 22,944 | 22,944 | - | - | - | - | - |
| 9510017 | Elder Health Upholders | 6 | 24,000 | - | 23,994 | 23,994 | - | - | - | - | - |
| 9510018 | Focus on Kids Partnership | 65 | 25,000 | - | 24,935 | 24,935 | - | - | - | - | - |
| 9510019 | Database for Children | 559 | 24,959 | - | 24,400 | 24,400 | - | - | - | - | - |
| 9510020 | Bilingual Chronic Care | 3,623 | 450,000 | - | 446,377 | 446,377 | - | - | - | - | - |
| 9510021 | Healthier Cumberland | 177 | 24,758 | - | 24,581 | 24,581 | - | - | - | - | - |
| 9510022 | Healthcare Can Change | 4,275 | 450,000 | - | 445,725 | 448,417 | (2,692) | - | - | - | - |
| 9510023 | Neighborhood Center | 25 | 25,000 | - | 24,975 | 24,975 | - | - | - | - | - |
| 9510024 | Riverwest Health | 34,500 | 450,000 | - | 415,500 | 415,500 | - | - | - | - | - |
| 9510025 | Latino Children | - | 204,739 | - | 204,739 | 204,739 | - | - | - | - | - |
| 9510026 | Milwaukee Cares | - | 433,344 | - | 433,344 | 288,581 | 144,763 | - | - | - | - |
| 9510027 | SRCI | 854 | 433,856 | - | 433,002 | 359,832 | 73,169 | - | - | - | - |
| 9510028 | Strengthen Policy | 327 | 49,816 | - | 49,489 | 49,489 | - | - | - | - | - |
| 9510029 | Path to Implement | 6,093 | 50,000 | - | 43,907 | 43,907 | - | - | - | - | - |
| 9510030 | NEW Leadership | 1 | 50,000 | - | 49,999 | 49,999 | - | - | - | - | - |
| 9510031 | GAMP Chronic Disease | 1 | 430,668 | - | 430,667 | 346,398 | 84,268 | - | - | - | - |
| 9510032 | Developing Strategies | 1,229 | 50,000 | - | 48,771 | 48,771 | - | - | - | - | - |
| 9510033 | Healthier Workforce | 12,905 | 388,183 | - | 375,278 | 285,813 | 89,465 | - | - | - | - |
| 9510034 | Empowering Individuals | 896 | 433,805 | - | 432,909 | 359,753 | 73,157 | - | - | - | - |
| 9510035 | Cmnty Mobilization | 609 | 50,000 | - | 49,391 | 49,391 | - | - | - | - | - |
| 9510036 | Cognition & Outreach | 2,354 | 49,628 | - | 47,274 | 47,274 | - | - | - | - | - |
| 9510037 | Safety Starts at Home | 12,697 | 34,619 | - | 21,922 | 21,922 | - | - | - | - | - |
| 9510038 | Quality Dementia Care | 1,943 | 432,880 | - | 430,937 | 320,844 | 110,093 | - | - | - | - |
| 9510039 | Peer Support | 4 | 50,000 | - | 49,996 | 49,996 | - | - | - | - | - |
| 9510040 | Milwaukee Kids | 53,414 | 413,935 | - | 360,521 | 255,188 | 105,333 | - | - | - | - |
| 9510041 | Elder Health Upholders | 9,461 | 50,000 | - | 40,539 | 40,539 | - | - | - | - | - |
| 9510042 | Saber Para La Gente | - | 50,000 | - | 50,000 | 50,000 | - | - | - | - | - |
| 9510043 | Healthier Cumberland | 13,363 | 427,229 | - | 413,866 | 264,888 | 148,978 | - | - | - | - |
| 9510044 | Citywide Nutrition | 1,198 | 426,655 | - | 425,457 | 308,694 | 116,764 | - | - | - | - |
| 9510045 | Family Risk Reduction | 31,505 | 414,179 | - | 382,674 | 318,779 | 63,895 | - | - | - | - |
| 9510046 | Healthy Teeth=Kids | 2,146 | 45,627 | - | 43,481 | 43,481 | - | - | - | - | - |
| 9510047 | Fight Asthma | 2,577 | 425,545 | - | 422,968 | 295,589 | 127,379 | - | - | - | - |
| 9510048 | Arsenic in WI Water | 666 | 50,000 | - | 49,334 | 49,334 | - | - | - | - | - |
| 9510049 | NWFPC | 5,066 | 45,588 | - | 40,522 | 40,522 | - | - | - | - | - |
| 9510050 | CCPIL | 18,912 | 400,184 | - | 381,272 | 219,298 | 161,974 | - | - | - | - |
| 9510051 | Farm to Fork | 1,181 | 49,769 | - | 48,588 | 48,588 | - | - | - | - | - |
| 9510052 | Lakeshore Lodge | 1,597 | 404,546 | - | 402,949 | 145,439 | 257,511 | - | - | - | - |
| 9510053 | Quality Home Care | 6,854 | 49,054 | - | 42,200 | 39,486 | 2,714 | - | - | - | - |

Schedule of Program Expenditures by Award

| Award # | Award Short Name | Closed - | Adjusted | Outstanding | Life To Date | 2003 to 2008 | 2009 to 2013 | 2014 to 2018 | January - | FY2020 | FY2021 |
|---------|------------------------|-------------|-------------|--------------|--------------|--------------|--------------|--------------|--------------|--------------|--------------|
| | | Funds | | Commitments | | | | | Expenditures | | |
| | | Returned to | Total Award | at 6/30/2021 | Expenditures | Expenditures | Expenditures | Expenditures | Expenditures | Expenditures | Expenditures |
| | | AHW | | | | | | | | | |
| 9510054 | Project Respect | 28,472 | 387,955 | - | 359,483 | 115,320 | 244,163 | - | - | - | - |
| 9510055 | NEW Leadership | 402 | 50,000 | - | 49,598 | 49,598 | - | - | - | - | - |
| 9510056 | TAP | 40,259 | 397,457 | - | 357,198 | 172,082 | 185,116 | - | - | - | - |
| 9510057 | Status of WI Schools | 980 | 50,000 | - | 49,020 | 49,020 | - | - | - | - | - |
| 9510058 | Hispanic Health | 362 | 49,918 | - | 49,556 | 49,556 | - | - | - | - | - |
| 9510059 | F4Kids | 1,144 | 48,707 | - | 47,563 | 47,563 | - | - | - | - | - |
| 9510060 | IPV Consortium | 4 | 50,000 | - | 49,996 | 49,996 | - | - | - | - | - |
| 9510061 | Risky Drinking | 523 | 49,944 | - | 49,421 | 49,421 | - | - | - | - | - |
| 9510062 | Stop Abuse of Elders | 23,786 | 401,263 | - | 377,477 | 188,919 | 188,558 | - | - | - | - |
| 9510063 | CCDM | 13,414 | 400,510 | - | 387,096 | 168,408 | 218,687 | - | - | - | - |
| 9510064 | Public Health | 2,117 | 50,000 | - | 47,883 | 47,035 | 848 | - | - | - | - |
| 9510065 | Community Readiness | 1,476 | 50,000 | - | 48,524 | 47,592 | 932 | - | - | - | - |
| 9510066 | ECIDS | 7,444 | 389,066 | - | 381,622 | 130,371 | 251,251 | - | - | - | - |
| 9510067 | Healthy Latino | 12,439 | 395,414 | - | 382,975 | 144,577 | 238,398 | - | - | - | - |
| 9510068 | Mi Salud-Mi Vida | 1,883 | 49,807 | - | 47,924 | 47,924 | - | - | - | - | - |
| 9510069 | Milwaukee Alliance | 659 | 50,000 | - | 49,341 | 49,341 | - | - | - | - | - |
| 9510070 | FAAHN | 10,852 | 396,289 | - | 385,437 | 106,020 | 279,416 | - | - | - | - |
| 9510071 | Waukesha Smiles | 6,194 | 397,266 | - | 391,072 | 180,974 | 210,098 | - | - | - | - |
| 9510072 | Partner to Connect | 4,553 | 390,347 | - | 385,794 | 44,548 | 341,246 | - | - | - | - |
| 9510073 | PEARLS | 4,492 | 403,129 | - | 398,637 | 178,230 | 220,407 | - | - | - | - |
| 9510074 | Journey of HOPE | 1,550 | 50,000 | - | 48,450 | 48,450 | - | - | - | - | - |
| 9510075 | Behavioral Health Care | 344 | 398,719 | - | 398,375 | 167,474 | 230,901 | - | - | - | - |
| 9510076 | Eat Smart | 57 | 392,698 | - | 392,641 | 98,276 | 294,365 | - | - | - | - |
| 9510077 | Food and Fitness | 1 | 50,000 | - | 49,999 | 49,999 | - | - | - | - | - |
| 9510078 | Project Heart | 26,746 | 403,028 | - | 376,282 | 179,936 | 196,346 | - | - | - | - |
| 9510079 | HIV Testing | 16,217 | 44,536 | - | 28,319 | 28,319 | - | - | - | - | - |
| 9510081 | Violence Prevention | 55,599 | 100,000 | - | 44,401 | 44,401 | - | - | - | - | - |
| 9510082 | Healthy Families | 3,081 | 220,035 | - | 216,954 | 36,460 | 180,494 | - | - | - | - |
| 9510084 | Chronic Disease | 33,504 | 367,393 | - | 333,889 | 20,087 | 313,802 | - | - | - | - |
| 9510085 | Fragile Foster Child | 592 | 45,848 | - | 45,256 | 5,155 | 40,102 | - | - | - | - |
| 9510086 | Milwaukee Smile | 6,413 | 369,114 | - | 362,701 | 20,002 | 342,699 | - | - | - | - |
| 9510087 | Mapping Health | 48,219 | 367,792 | - | 319,573 | 12,311 | 307,262 | - | - | - | - |
| 9510088 | Circles of Sisters | 3,103 | 44,062 | - | 40,959 | 1,954 | 39,005 | - | - | - | - |
| 9510089 | Salud de la Mujer | 12,633 | 374,946 | - | 362,313 | 65,342 | 296,970 | - | - | - | - |
| 9510090 | Building Capacity | 4,725 | 47,943 | - | 43,218 | 23,955 | 19,263 | - | - | - | - |
| 9510091 | Johnson Park | 1,823 | 372,407 | - | 370,584 | 52,831 | 317,752 | - | - | - | - |
| 9510092 | Fostering Hope | 14,206 | 45,636 | - | 31,430 | 2,690 | 28,739 | - | - | - | - |
| 9510093 | WI Blood Donors | 1,344 | 47,208 | - | 45,864 | 16,606 | 29,259 | - | - | - | - |
| 9510094 | WI CHW Network | 15,203 | 45,669 | - | 30,466 | - | 30,466 | - | - | - | - |
| 9510095 | Well City Milwaukee | 8,497 | 47,085 | - | 38,588 | 12,376 | 26,212 | - | - | - | - |
| 9510096 | Kenosha County | 6,409 | 372,919 | - | 366,510 | 64,594 | 301,916 | - | - | - | - |
| 9510097 | Nurturing Youth | 2,295 | 375,932 | - | 373,637 | 54,227 | 319,410 | - | - | - | - |
| 9510098 | School Nursing | 1,313 | 47,163 | - | 45,850 | 10,500 | 35,349 | - | - | - | - |
| 9510099 | Great Lakes Project | 1 | 37,114 | - | 37,113 | 3,323 | 33,790 | - | - | - | - |
| 9510100 | WI Well Water | 2,915 | 46,501 | - | 43,586 | 7,260 | 36,326 | - | - | - | - |
| 9510101 | Riverwest Health | 14,719 | 369,032 | - | 354,313 | 23,322 | 330,991 | - | - | - | - |
| 9510102 | Elder Community | 10,828 | 362,873 | - | 352,045 | 28,464 | 323,580 | - | - | - | - |
| 9510103 | Health Professions | 738 | 46,363 | - | 45,625 | 13,629 | 31,996 | - | - | - | - |
| 9510104 | Healthy Youth | 2,923 | 376,019 | - | 373,096 | 70,637 | 302,459 | - | - | - | - |
| 9510105 | ED to Primary Care | 12,331 | 372,285 | - | 359,954 | 33,593 | 326,361 | - | - | - | - |
| 9510106 | Using SNT | 43,012 | 362,421 | - | 319,409 | 31,115 | 288,294 | - | - | - | - |

Schedule of Program Expenditures by Award

| Award # | Award Short Name | Closed - | Adjusted | Outstanding | Life To Date | 2003 to 2008 | 2009 to 2013 | 2014 to 2018 | January - | FY2020 | FY2021 |
|----------------------------|------------------------|---------------------|----------------------|--------------|----------------------|----------------------|---------------------|--------------|--------------|--------------|--------------|
| | | Funds | | Commitments | | Expenditures | Expenditures | Expenditures | June 2019 | Expenditures | Expenditures |
| | | Returned to | Total Award | at 6/30/2021 | Expenditures | Expenditures | Expenditures | Expenditures | Expenditures | Expenditures | Expenditures |
| | | AHW | | | | | | | | | |
| 9510107 | Transform Continuum | 8,029 | 371,918 | - | 363,889 | 9,590 | 354,298 | - | - | - | - |
| 9510108 | VPI-Development Phase | 196,596 | 1,000,000 | - | 803,404 | 360,291 | 443,113 | - | - | - | - |
| 2003 to 2008 Awards | | \$ 1,004,484 | \$ 22,358,456 | \$ - | \$ 21,353,972 | \$ 11,597,213 | \$ 9,756,759 | \$ - | \$ - | \$ - | \$ - |
| | | F | | | | | | | | | |
| 9510109 | Dryhootch | \$ 1 | \$ 40,000 | \$ - | \$ 39,999 | \$ - | \$ 39,999 | \$ - | \$ - | \$ - | \$ - |
| 9510110 | Collaborative Response | 21,371 | 300,000 | - | 278,629 | - | 278,629 | - | - | - | - |
| 9510111 | Faith GYM | 2,097 | 40,000 | - | 37,903 | - | 37,903 | - | - | - | - |
| 9510112 | Open Wide | 541 | 40,000 | - | 39,459 | - | 39,459 | - | - | - | - |
| 9510113 | Hmong Community | 7,417 | 40,000 | - | 32,583 | - | 32,583 | - | - | - | - |
| 9510114 | Nuestros Ninos | 27,278 | 300,000 | - | 272,722 | - | 272,722 | - | - | - | - |
| 9510115 | Changing Culture | 22,057 | 300,000 | - | 277,943 | - | 277,943 | - | - | - | - |
| 9510116 | Sowing Seeds | 798 | 39,957 | - | 39,159 | - | 39,159 | - | - | - | - |
| 9510117 | Youth Violence | 1,192,820 | 8,180,000 | - | 6,987,180 | - | 4,189,437 | 2,797,743 | - | - | - |
| 9510120 | School Health Services | 64,256 | 740,963 | - | 676,707 | - | 345,225 | 331,482 | - | - | - |
| 9510121 | MedShare | 202 | 200,000 | - | 199,798 | - | 199,798 | - | - | - | - |
| 9510122 | Patient at Risk | 51,134 | 199,936 | - | 148,802 | - | 148,802 | - | - | - | - |
| 9510123 | Healthy Families | 23,262 | 750,000 | - | 726,738 | - | 380,900 | 345,838 | - | - | - |
| 9510124 | Novel Intervention | 229 | 200,000 | - | 199,771 | - | 199,771 | - | - | - | - |
| 9510125 | CCDM | 124,318 | 750,000 | - | 625,682 | - | 309,363 | 316,319 | - | - | - |
| 9510126 | Earlier Is Better | 6,622 | 746,485 | - | 739,863 | - | 248,442 | 491,422 | - | - | - |
| 9510127 | Diversity Matters | 144,042 | 749,482 | 1,664 | 603,776 | - | 155,612 | 449,829 | (1,664) | - | - |
| 9510128 | Kenosha County | 15,382 | 748,267 | - | 732,885 | - | 276,445 | 456,440 | - | - | - |
| 9510129 | HPV Vaccination | 118 | 200,000 | - | 199,882 | - | 182,154 | 17,728 | - | - | - |
| 9510130 | Hypertension Control | 18,848 | 188,955 | - | 170,107 | - | 159,919 | 10,187 | - | - | - |
| 9510131 | Fighting Cancer | 9,849 | 200,000 | - | 190,151 | - | 116,408 | 73,743 | - | - | - |
| 9510132 | SCPMH | 5,149 | 190,617 | - | 185,468 | - | 138,543 | 46,926 | - | - | - |
| 9510133 | Around The Corner | 9,737 | 199,999 | - | 190,262 | - | 165,089 | 25,173 | - | - | - |
| 9510134 | Training Lay Trainers | 2,157 | 200,000 | - | 197,843 | - | 134,944 | 62,899 | - | - | - |
| 9510135 | Los Cuidadores | 1,726 | 199,941 | - | 198,215 | - | 182,121 | 16,093 | - | - | - |
| 9510136 | Pretty Place | 5,128 | 199,986 | - | 194,858 | - | 165,326 | 29,533 | - | - | - |
| 9510137 | Sexual Justice | 297 | 200,000 | - | 199,703 | - | 111,031 | 88,672 | - | - | - |
| 9510140 | Changing Culture | 78,552 | 750,000 | - | 671,448 | - | 176,467 | 494,981 | - | - | - |
| 9510141 | Healthy Body | 1,044 | 198,294 | - | 197,250 | - | 41,082 | 156,168 | - | - | - |
| 9510142 | Impacting Youth | 12,998 | 200,000 | - | 187,002 | - | 24,150 | 162,852 | - | - | - |
| 9510143 | Fostering Futures | 28,978 | 200,000 | - | 171,022 | - | 61,668 | 109,355 | - | - | - |
| 9510144 | Dryhootch | 8,635 | 749,797 | - | 741,162 | - | 73,854 | 667,308 | - | - | - |
| 9510145 | Sisters Project | 1,672 | 200,000 | - | 198,328 | - | 79,833 | 118,495 | - | - | - |
| 9510146 | Oral Healthcare | 7,036 | 199,101 | - | 192,065 | - | 57,922 | 134,144 | - | - | - |
| 9510147 | Diabetes in Waukesha | 8,219 | 192,985 | - | 184,766 | - | 46,341 | 138,425 | - | - | - |
| 9510148 | Healthy Environments | 4,743 | 750,000 | - | 745,257 | - | 81,266 | 663,991 | - | - | - |
| 9510149 | SAUP | 12,621 | 703,976 | - | 691,355 | - | 118,958 | 572,397 | - | - | - |
| 9510150 | Social Network | 33,527 | 199,999 | - | 166,472 | - | 68,229 | 98,243 | - | - | - |
| 9510151 | One Hundred Healthy | 30,698 | 192,793 | - | 162,095 | - | 61,634 | 100,461 | - | - | - |
| 9510152 | LGBT Youth | 60,339 | 750,000 | - | 689,661 | - | 8,204 | 661,545 | 19,911 | - | - |
| 9510153 | Scaling Up MUAN | 3,784 | 199,993 | - | 196,209 | - | - | 196,209 | - | - | - |
| 9510154 | Binge Drinking | 19,984 | 200,000 | - | 180,016 | - | - | 180,016 | - | - | - |
| 9510155 | Eau Clair Web-Portal | 5,143 | 200,000 | - | 194,857 | - | - | 194,857 | - | - | - |
| 9510156 | Healthy Soil | 45,674 | 749,999 | - | 704,325 | - | - | 656,452 | 33,148 | 14,726 | - |
| 9510157 | Proactive Outreach | 528 | 158,276 | - | 157,748 | - | - | 157,748 | - | - | - |
| 9510158 | CIS: Linking Data | 4,598 | 199,921 | - | 195,323 | - | - | 195,323 | - | - | - |
| 9510159 | Home Visitor Response | 9,336 | 147,951 | - | 138,615 | - | - | 138,615 | - | - | - |

Schedule of Program Expenditures by Award

| Award # | Award Short Name | Closed - | Adjusted | Outstanding | Life To Date | 2003 to 2008 | 2009 to 2013 | 2014 to 2018 | January - | FY2020 | FY2021 |
|----------------------------|------------------------|---------------------|----------------------|---------------------|----------------------|--------------|---------------------|----------------------|---------------------|---------------------|---------------------|
| | | Funds | | Commitments | | | | | Expenditures | | |
| | | Returned to | Total Award | at 6/30/2021 | Expenditures | Expenditures | Expenditures | Expenditures | Expenditures | Expenditures | Expenditures |
| | | AHW | | | | | | | | | |
| 9510160 | Obstetrical Outcomes | 22,970 | 200,000 | - | 177,030 | - | - | 177,030 | - | - | - |
| 9510161 | TIEHL | 7,809 | 200,000 | - | 192,191 | - | - | 192,191 | - | - | - |
| 9510181 | Cross Cutting Program | 267,731 | 699,347 | - | 431,616 | - | - | 428,558 | 3,058 | - | - |
| 2009 to 2013 Awards | | \$ 2,433,452 | \$ 24,387,020 | \$ 1,664 | \$ 21,951,904 | \$ - | \$ 9,727,337 | \$ 12,155,387 | \$ 54,454 | \$ 14,726 | \$ - |
| F | | | | | | | | | | | |
| 9510162 | Sisters 2 | \$ 2,278 | \$ 250,000 | \$ - | \$ 247,722 | \$ - | \$ - | \$ 247,722 | \$ - | \$ - | \$ - |
| 9510163 | Dispatcher CPR | 73,475 | 229,229 | - | 155,754 | - | - | 155,754 | - | - | - |
| 9510164 | Rusk County | 1,052 | 250,000 | - | 248,948 | - | - | 248,948 | - | - | - |
| 9510165 | Farmers Markets | 4,782 | 183,073 | - | 178,291 | - | - | 178,291 | - | - | - |
| 9510166 | Eau Claire | 11,716 | 250,000 | - | 238,284 | - | - | 238,284 | - | - | - |
| 9510167 | Beyond the Bell | 17,691 | 296,893 | - | 279,202 | - | - | 279,202 | - | - | - |
| 9510169 | Capacity Bldg | 26,062 | 254,692 | - | 228,630 | - | - | 228,630 | - | - | - |
| 9510170 | TFJCK | 20,432 | 374,504 | - | 354,072 | - | - | 340,958 | 13,114 | - | - |
| 9510171 | Safe Surrender | 228,859 | 395,749 | - | 166,890 | - | - | 166,890 | - | - | - |
| 9510172 | STI Prevention | 172,689 | 220,575 | - | 47,886 | - | - | 47,886 | - | - | - |
| 9510175 | Medication Labels | 24,653 | 255,600 | - | 230,947 | - | - | 230,947 | - | - | - |
| 9510176 | Impact Health | 30,468 | 250,912 | - | 220,444 | - | - | 220,444 | - | - | - |
| 9510177 | POHSEY | 11,611 | 238,796 | - | 227,185 | - | - | 227,185 | - | - | - |
| 9510178 | Healthy Eyes | 14,674 | 202,227 | - | 187,553 | - | - | 187,553 | - | - | - |
| 9510179 | PESN | 42,768 | 300,000 | - | 257,232 | - | - | 257,644 | (412) | - | - |
| 9510180 | Behavioral Concerns | 12,908 | 191,044 | - | 178,136 | - | - | 178,136 | - | - | - |
| 9510182 | Fostering Futures | 3,883 | 326,619 | - | 322,736 | - | - | 319,167 | 3,569 | - | - |
| 9510186 | Survive Cardiac Arrest | 72,187 | 491,269 | - | 419,082 | - | - | 393,933 | 25,149 | - | - |
| 9510187 | Food Hubs | 11,661 | 251,134 | - | 239,473 | - | - | 236,887 | 3,592 | (1,006) | - |
| 9510190 | WI Community Coalition | 457,551 | 2,288,122 | - | 1,830,571 | - | - | 1,830,571 | - | - | - |
| 9510201 | Born Learning | 3,350 | 350,000 | - | 346,650 | - | - | 239,139 | 74,702 | 32,809 | - |
| 9510202 | Unscrambling Data | 103,632 | 298,754 | - | 195,122 | - | - | 119,816 | 62,802 | 12,503 | - |
| 9510203 | mTEH | 2,061 | 268,393 | - | 266,332 | - | - | 181,067 | 48,053 | 37,212 | - |
| 9510204 | WAFCC | - | 399,278 | 1,559 | 397,719 | - | - | 209,778 | 65,835 | 86,806 | 35,301 |
| 9510205 | Build Family Factors | 27,206 | 298,600 | - | 271,394 | - | - | 163,830 | 100,926 | 6,638 | - |
| 9510206 | Phase II WCCBHI | - | 12,737,404 | 3,957,479 | 8,779,925 | - | - | 2,879,053 | 1,519,792 | 2,277,658 | 2,103,423 |
| 9510217 | GRACE | - | 294,901 | 17,819 | 277,082 | - | - | 94,358 | 67,624 | 67,575 | 47,525 |
| 9510218 | Impact Veteran Health | - | 343,877 | 730 | 343,147 | - | - | 136,267 | 39,010 | 162,514 | 5,356 |
| 9510219 | Safe Shelter | - | 349,886 | 40,934 | 308,952 | - | - | 82,365 | 46,488 | 84,995 | 95,103 |
| 9510220 | Medication Labels | - | 446,063 | 90,799 | 355,264 | - | - | 79,100 | 63,462 | 129,177 | 83,525 |
| 9510221 | ASQ Screening | - | 399,808 | 64,352 | 335,456 | - | - | 99,397 | 71,236 | 94,114 | 70,708 |
| 9510222 | Destination Zero | - | 419,691 | 41,135 | 378,556 | - | - | 54,210 | 66,325 | 95,092 | 162,930 |
| 9510223 | Immunization Access | - | 489,121 | 1,825 | 487,296 | - | - | 113,492 | 67,609 | 122,355 | 183,839 |
| 9510224 | Breaking Cycle | - | 374,055 | 65,650 | 308,405 | - | - | 11,006 | 45,176 | 172,305 | 79,919 |
| 9510225 | Tobacco Network | - | 395,837 | 228,980 | 166,857 | - | - | 11,337 | 50,875 | 72,130 | 32,515 |
| 9510226 | Safe Healthy Streets | - | 374,892 | 99,412 | 275,480 | - | - | 14,870 | 32,270 | 110,364 | 117,976 |
| 9510227 | Dispatcher CPR | - | 581,928 | 196,402 | 385,526 | - | - | 81,322 | 90,075 | 181,121 | 33,007 |
| 9510228 | Eras Senior Network | - | 474,360 | 345,601 | 128,759 | - | - | - | 26,443 | 47,649 | 54,667 |
| 9510229 | Food Hubs | - | 501,268 | 290,361 | 210,907 | - | - | - | 27,361 | 106,975 | 76,572 |
| 9510230 | Dental Integration | - | 528,610 | 247,228 | 281,382 | - | - | - | 35,790 | 106,853 | 138,738 |
| 9510231 | Integrating Services | - | 450,000 | 211,286 | 238,714 | - | - | - | 21,740 | 191,649 | 25,325 |
| 2014 to 2018 Awards | | \$ 1,377,650 | \$ 28,277,164 | \$ 5,901,552 | \$ 20,997,963 | \$ - | \$ - | \$ 10,785,438 | \$ 2,668,607 | \$ 4,197,489 | \$ 3,346,428 |
| F | | | | | | | | | | | |
| 5510173 | Incubator Fund | \$ 174,559 | \$ 201,400 | \$ - | \$ 26,841 | \$ - | \$ - | \$ - | \$ 26,841 | \$ - | \$ - |
| 5510174 | Mentor Fund | 123,155 | 139,520 | - | 16,365 | - | - | - | 16,365 | - | - |
| 5510184 | Responsive Fund | - | - | - | - | - | - | - | - | - | - |

Schedule of Program Expenditures by Award

| Award # | Award Short Name | Closed - | Adjusted | Outstanding | Life To Date | 2003 to 2008 | 2009 to 2013 | 2014 to 2018 | January - | FY2020 | FY2021 |
|-----------------------------------|-----------------------|-------------------|----------------------|----------------------|---------------------|--------------|--------------|--------------|------------------|-------------------|---------------------|
| | | Funds | | Commitments | | | | | Expenditures | | |
| | | Returned to | Total Award | at 6/30/2021 | Expenditures | Expenditures | Expenditures | Expenditures | Expenditures | Expenditures | Expenditures |
| | | AHW | | | | | | | | | |
| 5510185 | Strategic Fund | - | - | - | - | - | - | - | - | - | - |
| 9510233 | Integration Hub | - | 839,446 | 636,917 | 202,528 | - | - | - | 35,072 | 103,711 | 63,745 |
| January - June 2019 Awards | | \$ 297,714 | \$ 1,180,365 | \$ 636,917 | \$ 245,734 | \$ - | \$ - | \$ - | \$ 78,278 | \$ 103,711 | \$ 63,745 |
| F | | | | | | | | | | | |
| 5510173 | Incubator Fund | \$ 22,321 | \$ 35,000 | \$ - | \$ 12,679 | \$ - | \$ - | \$ - | \$ - | \$ 12,679 | \$ - |
| 5510183 | Capacity Fund | 4,628 | 92,582 | - | 87,954 | - | - | - | - | 87,954 | - |
| 5510184 | Responsive Fund | 46,261 | 165,352 | - | 119,091 | - | - | - | - | 119,091 | - |
| 5510185 | Strategic Fund | 58,405 | 208,555 | - | 150,150 | - | - | - | - | 150,150 | - |
| 5510235 | Pathway Initiatives | 104,389 | 287,583 | - | 183,194 | - | - | - | - | 183,194 | - |
| 9510236 | HCAST | - | 399,618 | 261,885 | 137,733 | - | - | - | - | 32,274 | 105,459 |
| 9510237 | Health Crisis | - | 475,347 | 403,775 | 71,572 | - | - | - | - | 5,521 | 66,052 |
| 9510238 | Urgent Response Award | - | 313,792 | 24,143 | 289,649 | - | - | - | - | 103,436 | 186,212 |
| 9510239 | Urgent Response Award | - | 500,000 | 102,279 | 397,721 | - | - | - | - | 850 | 396,871 |
| 9510240 | Urgent Response Award | - | 322,420 | 77,083 | 245,337 | - | - | - | - | 62,421 | 182,916 |
| 9510241 | Urgent Response Award | - | 366,524 | - | 366,524 | - | - | - | - | 93,981 | 272,543 |
| 9510242 | Urgent Response Award | - | 33,290 | 11,494 | 21,796 | - | - | - | - | 21,796 | - |
| 9510243 | Urgent Response Award | - | 11,439 | - | 11,439 | - | - | - | - | 11,439 | - |
| 9510244 | Urgent Response Award | - | 108,628 | - | 108,628 | - | - | - | - | - | 108,628 |
| 9510245 | Urgent Response Award | - | 246,406 | 32,378 | 214,028 | - | - | - | - | 7,053 | 206,975 |
| 9510247 | Project Zero | - | 316,760 | 289,590 | 27,170 | - | - | - | - | 3,225 | 23,945 |
| 9510248 | IPHN Training | - | 399,962 | 302,695 | 97,267 | - | - | - | - | - | 97,267 |
| 9510249 | MAAPET | - | 398,581 | 322,445 | 76,136 | - | - | - | - | - | 76,136 |
| 9510250 | P2P Certificate | - | 389,065 | 331,142 | 57,923 | - | - | - | - | - | 57,923 |
| 9510251 | SWIFTT | - | 400,000 | 364,772 | 35,228 | - | - | - | - | - | 35,228 |
| 9510252 | Urgent Response Award | - | 500,000 | 11,948 | 488,052 | - | - | - | - | - | 488,052 |
| Fiscal Year 2020 Awards | | \$ 236,004 | \$ 5,970,904 | \$ 2,535,630 | \$ 3,199,270 | \$ - | \$ - | \$ - | \$ - | \$ 895,064 | \$ 2,304,206 |
| F | | | | | | | | | | | |
| 5510184 | Responsive Fund | \$ - | \$ 52,150 | \$ 49,276 | \$ 2,874 | \$ - | \$ - | \$ - | \$ - | \$ - | \$ 2,874 |
| 5510185 | Strategic Fund | - | 53,500 | 26,876 | 26,624 | - | - | - | - | - | 26,624 |
| 5510235 | Pathway Initiatives | - | 53,918 | 48,085 | 5,833 | - | - | - | - | - | 5,833 |
| 9510232 | Small Investment | 50,000 | 100,000 | 28,185 | 21,815 | - | - | - | - | 14,955 | 6,860 |
| 9510253 | Enhance W2 Case Mgmt | - | 400,000 | 356,898 | 43,102 | - | - | - | - | - | 43,102 |
| 9510254 | Remembering the Lost | - | 399,771 | 357,341 | 42,430 | - | - | - | - | - | 42,430 |
| 9510255 | Improve Mental Health | - | 350,715 | 312,475 | 38,240 | - | - | - | - | - | 38,240 |
| 9510256 | Cross Cutting Program | - | 475,792 | 458,894 | 16,898 | - | - | - | - | - | 16,898 |
| 9510257 | Impact of Nature | - | 400,000 | 376,623 | 23,377 | - | - | - | - | - | 23,377 |
| 9510258 | Cross Cutting Program | - | 1,078,568 | 1,078,568 | - | - | - | - | - | - | - |
| 9510260 | Program-Community | - | 620,703 | 620,703 | - | - | - | - | - | - | - |
| 9510261 | Cross Cutting Program | - | 2,133,856 | 2,133,856 | - | - | - | - | - | - | - |
| 9510262 | CHWs In Public Health | - | 514,905 | 514,905 | - | - | - | - | - | - | - |
| 9510263 | MHWI | - | 500,000 | 500,000 | - | - | - | - | - | - | - |
| 9510264 | Behavioral Health | - | 367,650 | 367,650 | - | - | - | - | - | - | - |
| 9510265 | Battling Bottleneck | - | 504,117 | 504,117 | - | - | - | - | - | - | - |
| 9510266 | Reducing Errors | - | 468,413 | 468,413 | - | - | - | - | - | - | - |
| 9510267 | Veteran Suicide | - | 359,173 | 359,173 | - | - | - | - | - | - | - |
| 9510268 | Pediatric Readiness | - | 521,536 | 521,536 | - | - | - | - | - | - | - |
| 9510269 | Dismantling Cancer | - | 415,147 | 415,147 | - | - | - | - | - | - | - |
| 9510270 | Violence Screening | - | 384,979 | 384,979 | - | - | - | - | - | - | - |
| 9510271 | Student Champions | - | 503,459 | 503,459 | - | - | - | - | - | - | - |
| 9510272 | Building Quality | - | 399,975 | 399,975 | - | - | - | - | - | - | - |
| Fiscal Year 2021 Awards | | \$ 50,000 | \$ 11,058,327 | \$ 10,787,132 | \$ 221,195 | \$ - | \$ - | \$ - | \$ - | \$ 14,955 | \$ 206,239 |

Schedule of Program Expenditures by Award

| Award # | Award Short Name | Closed - | Adjusted | Outstanding | Life To Date | 2003 to 2008 | 2009 to 2013 | 2014 to 2018 | January - | FY2020 | FY2021 |
|--|-------------------------|---------------------|----------------------|----------------------|----------------------|----------------------|----------------------|----------------------|---------------------|---------------------|---------------------|
| | | Funds | | Commitments | | | | | Expenditures | | |
| | | Returned to | Total Award | at 6/30/2021 | Expenditures | Expenditures | Expenditures | Expenditures | Expenditures | Expenditures | Expenditures |
| | | AHW | | | | | | | | | |
| | | F | | | | | | | | | |
| Healthier Wisconsin Partnership | | | | | | | | | | | |
| Program Grants Total | | \$ 5,399,303 | \$ 93,232,236 | \$ 19,862,895 | \$ 67,970,038 | \$ 11,597,213 | \$ 19,484,096 | \$ 22,940,825 | \$ 2,801,339 | \$ 5,225,945 | \$ 5,920,619 |
| | | F | | | | | | | | | |
| 9520002 | WI Public Hlth Inst | \$ 2,036 | \$ 100,000 | \$ - | \$ 97,964 | \$ 97,964 | \$ - | \$ - | \$ - | \$ - | \$ - |
| 9520003 | HOPE Initiative | 21,878 | 242,566 | - | 220,688 | 220,688 | - | - | - | - | - |
| 9520004 | Biacore 3000 | 1 | 327,847 | - | 327,846 | 327,846 | - | - | - | - | - |
| 9520005 | Mass Spect Apps | 12,438 | 321,935 | - | 309,497 | 309,497 | - | - | - | - | - |
| 9520006 | MCW Core HTPL | 19 | 150,000 | - | 149,981 | 149,981 | - | - | - | - | - |
| 9520007 | Hlth Care Utilization | 63,181 | 249,629 | - | 186,448 | 186,448 | - | - | - | - | - |
| 9520008 | Colorectal Cancer | 48,222 | 244,793 | - | 196,571 | 196,571 | - | - | - | - | - |
| 9520009 | Crystallization Robots | 1,823 | 225,000 | - | 223,177 | 223,177 | - | - | - | - | - |
| 9520010 | Alzheimer FMRI Detect | 1,427 | 250,299 | - | 248,872 | 248,872 | - | - | - | - | - |
| 9520011 | T Regulatory Cells | 1,657 | 250,000 | - | 248,343 | 248,343 | - | - | - | - | - |
| 9520012 | Mass Spect Apps | - | 225,435 | - | 225,435 | 225,435 | - | - | - | - | - |
| 9520013 | IMRT Assessments | 19,232 | 249,770 | - | 230,538 | 230,538 | - | - | - | - | - |
| 9520014 | Genetic Determinants | 40 | 249,000 | - | 248,960 | 248,960 | - | - | - | - | - |
| 9520015 | Robot Therapy | 5,939 | 138,880 | - | 132,941 | 132,941 | - | - | - | - | - |
| 9520016 | Brain Tumor Imaging | 11,703 | 249,995 | - | 238,292 | 238,292 | - | - | - | - | - |
| 9520017 | Nanospray Mass Spect | 6,583 | 311,414 | - | 304,831 | 304,831 | - | - | - | - | - |
| 9520018 | STARS Start Up | 2,469 | 250,000 | - | 247,531 | 247,531 | - | - | - | - | - |
| 9520019 | OB/GYN Skill Lab | 5,156 | 30,000 | - | 24,844 | 24,844 | - | - | - | - | - |
| 9520020 | USMLE/ACGME Assessment | 99,829 | 300,000 | - | 200,171 | 200,171 | - | - | - | - | - |
| 9520021 | ABC Transporter | 152,755 | 170,607 | - | 17,852 | 17,852 | - | - | - | - | - |
| 9520022 | Healthy WI Leadership | 102,630 | 556,000 | - | 453,370 | 453,718 | (349) | - | - | - | - |
| 9520023 | Doctoral Degree | 12,105 | 40,000 | - | 27,895 | 27,895 | - | - | - | - | - |
| 9520024 | Identify Impairment | 3,376 | 87,287 | - | 83,911 | 83,911 | - | - | - | - | - |
| 9520025 | Pediatric Epilepsy | 360,000 | 360,000 | - | - | - | - | - | - | - | - |
| 9520026 | Genetic Analysis | 166,657 | 500,000 | - | 333,343 | 333,343 | - | - | - | - | - |
| 9520027 | Biophotonic Imaging | 993 | 150,000 | - | 149,007 | 149,007 | - | - | - | - | - |
| 9520028 | Human ES Cell Core | 11,291 | 162,000 | - | 150,709 | 150,709 | - | - | - | - | - |
| 9520029 | Sickle Cell Disease | 31 | 149,666 | - | 149,635 | 149,635 | - | - | - | - | - |
| 9520030 | Use of RNA Interfere | 145 | 108,945 | - | 108,800 | 108,800 | - | - | - | - | - |
| 9520031 | Quality Internet Health | 53,831 | 105,000 | - | 51,169 | 51,169 | - | - | - | - | - |
| 9520032 | Competency-Based Educ | 3,270 | 150,000 | - | 146,730 | 146,089 | 641 | - | - | - | - |
| 9520033 | Development of CSHS | 65,149 | 313,022 | - | 247,873 | 224,397 | 23,476 | - | - | - | - |
| 9520034 | Case-Based Integration | 76,129 | 130,000 | - | 53,871 | 52,871 | 1,000 | - | - | - | - |
| 9520035 | Chronic Obesity | 3,957 | 145,231 | - | 141,274 | 130,256 | 11,018 | - | - | - | - |
| 9520036 | Implement COSI | 60,686 | 118,556 | - | 57,870 | 54,477 | 3,393 | - | - | - | - |
| 9520037 | Vaccinia Related | 2,838 | 150,000 | - | 147,162 | 147,162 | - | - | - | - | - |
| 9520038 | Nuclear FKBP | 2,286 | 150,000 | - | 147,714 | 147,842 | (128) | - | - | - | - |
| 9520039 | Novel Metabolism | 21,025 | 150,000 | - | 128,975 | 128,975 | - | - | - | - | - |
| 9520040 | Assess Cognition | 1,127 | 150,000 | - | 148,873 | 148,873 | - | - | - | - | - |
| 9520041 | EM Facility | 9,349 | 203,625 | - | 194,276 | 203,625 | (9,349) | - | - | - | - |
| 9520042 | Role of c-Src | 5,697 | 150,000 | - | 144,303 | 144,303 | - | - | - | - | - |
| 9520043 | Simultaneous MCG&ECG | 24,399 | 143,205 | - | 118,806 | 118,806 | - | - | - | - | - |
| 9520044 | Role of Mitochondria | 14,478 | 150,000 | - | 135,522 | 136,302 | (780) | - | - | - | - |
| 9520045 | Lentiviral Rats | 9,602 | 150,000 | - | 140,398 | 140,398 | - | - | - | - | - |
| 9520046 | CTRC Administrator | 41,284 | 70,000 | - | 28,716 | 28,716 | - | - | - | - | - |
| 9520047 | Pharmacogenomics | 78,341 | 460,785 | - | 382,444 | 270,082 | 112,362 | - | - | - | - |
| 9520048 | OSCE | 3,045 | 119,618 | - | 116,573 | 116,573 | - | - | - | - | - |

Schedule of Program Expenditures by Award

| Award # | Award Short Name | Closed - | Adjusted | Outstanding | Life To Date | 2003 to 2008 | 2009 to 2013 | 2014 to 2018 | January - | FY2020 | FY2021 |
|---------|---------------------------|-------------|-------------|--------------|--------------|--------------|--------------|--------------|--------------|--------------|--------------|
| | | Funds | | Commitments | | | | | Expenditures | | |
| | | Returned to | Total Award | at 6/30/2021 | Expenditures | Expenditures | Expenditures | Expenditures | Expenditures | Expenditures | Expenditures |
| | | AHW | | | | | | | | | |
| 9520049 | IKCal Up-Regulation | 113,119 | 150,000 | - | 36,881 | 36,881 | - | - | - | - | - |
| 9520050 | Cancer Research | 8,941 | 750,000 | - | 741,059 | 400,013 | 341,046 | - | - | - | - |
| 9520051 | PhD Program | 596,570 | 3,576,864 | - | 2,980,294 | 773,948 | 2,128,815 | 77,531 | - | - | - |
| 9520052 | MPH Learning Program | 176,782 | 2,200,848 | - | 2,024,066 | 617,621 | 1,237,229 | 169,216 | - | - | - |
| 9520053 | 3T MRI With USPIO | 4,952 | 166,082 | - | 161,130 | 161,130 | - | - | - | - | - |
| 9520054 | Humanities Program | 13,659 | 139,245 | - | 125,586 | 99,519 | 26,067 | - | - | - | - |
| 9520055 | CVC TR Facility | 12,474 | 245,726 | - | 233,252 | 145,426 | 87,826 | - | - | - | - |
| 9520056 | Clinical Research | 36,877 | 1,026,466 | - | 989,589 | 534,010 | 455,579 | - | - | - | - |
| 9520057 | NPR to Medications in PBD | 10,171 | 20,000 | - | 9,829 | 9,829 | - | - | - | - | - |
| 9520058 | Core Equipment | 229,732 | 1,155,566 | - | 925,834 | 925,834 | - | - | - | - | - |
| 9520061 | EPR Spectrometer | 30 | 300,000 | - | 299,970 | 299,970 | - | - | - | - | - |
| 9520062 | Control by GATA4 | 5,989 | 150,000 | - | 144,011 | 135,166 | 8,845 | - | - | - | - |
| 9520063 | Growth Control | 24,613 | 150,000 | - | 125,387 | 109,347 | 16,040 | - | - | - | - |
| 9520064 | Phonological Therapy | 11,102 | 149,874 | - | 138,772 | 94,476 | 44,295 | - | - | - | - |
| 9520065 | Role of IL-1 | 4,970 | 138,181 | - | 133,211 | 95,198 | 38,013 | - | - | - | - |
| 9520066 | Hydrogen Sulfide | 3,965 | 137,602 | - | 133,637 | 101,550 | 32,087 | - | - | - | - |
| 9520067 | Develop PBLI | 166 | 136,611 | - | 136,445 | 88,862 | 47,584 | - | - | - | - |
| 9520068 | CBID Support | 2,872 | 399,389 | - | 396,517 | 375,320 | 21,197 | - | - | - | - |
| 9520069 | Role of 20-HETE | 209 | 134,242 | - | 134,033 | 74,021 | 60,013 | - | - | - | - |
| 9520070 | Integrated Curriculum | 903 | 133,285 | - | 132,382 | 70,632 | 61,750 | - | - | - | - |
| 9520071 | Cultural Competency | 3,525 | 117,245 | - | 113,720 | 86,752 | 26,968 | - | - | - | - |
| 9520072 | Ion Chromatograph | - | 60,000 | - | 60,000 | 60,000 | - | - | - | - | - |
| 9520073 | Dynamic Imaging | 270 | 145,931 | - | 145,661 | 133,738 | 11,923 | - | - | - | - |
| 9520074 | CME Infrastructure | 16,564 | 134,863 | - | 118,299 | 77,926 | 40,373 | - | - | - | - |
| 9520075 | Bipolar Disorder | 51 | 137,383 | - | 137,332 | 106,100 | 31,232 | - | - | - | - |
| 9520076 | Educational Scholars | 26,055 | 397,508 | - | 371,453 | 195,162 | 176,292 | - | - | - | - |
| 9520077 | Function of SmgGDS | 1,881 | 129,208 | - | 127,327 | 47,124 | 80,203 | - | - | - | - |
| 9520078 | Collaborative Approach | 13,546 | 131,184 | - | 117,638 | 58,728 | 58,910 | - | - | - | - |
| 9520079 | CBID Support | 4 | 284,800 | - | 284,796 | 130,751 | 154,045 | - | - | - | - |
| 9520080 | AMP-Deaminase | 3,989 | 139,698 | - | 135,709 | 108,965 | 26,744 | - | - | - | - |
| 9520082 | Coronary Vascular | 38,069 | 121,680 | - | 83,611 | 12,636 | 70,974 | - | - | - | - |
| 9520083 | Communication Skills | 2,433 | 133,809 | - | 131,376 | 73,032 | 58,344 | - | - | - | - |
| 9520084 | Vulnerable Elderly | 121 | 141,201 | - | 141,080 | 113,490 | 27,590 | - | - | - | - |
| 9520085 | Translational Research | 18,741 | 250,000 | - | 231,259 | 225,815 | 5,443 | - | - | - | - |
| 9520086 | Biology of Kidney | 33,777 | 1,000,000 | - | 966,223 | 487,989 | 478,234 | - | - | - | - |
| 9520089 | Regenerative Medicine | - | 500,000 | - | 500,000 | 209,874 | 290,126 | - | - | - | - |
| 9520090 | Stem Cell Biology | 13,488 | 1,600,000 | - | 1,586,512 | 161,386 | 1,425,183 | (57) | - | - | - |
| 9520092 | 18-Head Microscope | 1,304 | 100,000 | - | 98,696 | 98,696 | - | - | - | - | - |
| 9520093 | Greene Recruitment | 24,602 | 705,310 | - | 680,708 | 180,510 | 500,198 | - | - | - | - |
| 9520094 | CTSI | 2,509,151 | 5,151,152 | - | 2,642,001 | 691,954 | 1,950,047 | - | - | - | - |
| 9520095 | CBID Support | 35,262 | 312,986 | - | 277,724 | 103,281 | 174,444 | - | - | - | - |
| 9520096 | CVC Support | 59,013 | 346,524 | - | 287,511 | 120,512 | 166,999 | - | - | - | - |
| 9520097 | IRC Seed Projects | 12,358 | 489,935 | - | 477,577 | 54,798 | 422,779 | - | - | - | - |
| 9520098 | CBID Support | 11,633 | 271,368 | - | 259,735 | 12,734 | 247,001 | - | - | - | - |
| 9520100 | Regeneration of IM | 48,505 | 128,458 | - | 79,953 | 44,665 | 35,287 | - | - | - | - |
| 9520102 | Genetic Modification | 39 | 128,173 | - | 128,134 | 49,948 | 78,186 | - | - | - | - |
| 9520103 | Genetic Screen | 11,024 | 126,970 | - | 115,946 | 40,754 | 75,192 | - | - | - | - |
| 9520104 | WI Leadership Inst | 13,751 | 521,905 | - | 508,154 | 24,986 | 483,168 | - | - | - | - |
| 9520105 | Role of BDNF | 2,686 | 128,582 | - | 125,896 | 43,869 | 82,027 | - | - | - | - |
| 9520106 | Cloche | 2,759 | 132,229 | - | 129,470 | 63,426 | 66,045 | - | - | - | - |
| 9520107 | Basic Mechanisms | 37,806 | 122,360 | - | 84,554 | 14,242 | 70,312 | - | - | - | - |

Schedule of Program Expenditures by Award

| Award # | Award Short Name | Closed - | Adjusted | Outstanding | Life To Date | 2003 to 2008 | 2009 to 2013 | 2014 to 2018 | January - | FY2020 | FY2021 |
|----------------------------|-------------------------|---------------------|----------------------|--------------|----------------------|----------------------|----------------------|-------------------|--------------|--------------|--------------|
| | | Funds | | Commitments | | | | | Expenditures | | |
| | | Returned to | Total Award | at 6/30/2021 | Expenditures | Expenditures | Expenditures | Expenditures | Expenditures | Expenditures | Expenditures |
| | | AHW | | | | | | | | | |
| 9520108 | Role of T Cells | 20,809 | 123,511 | - | 102,702 | 21,064 | 81,638 | - | - | - | - |
| 9520109 | Electronic Learners | 19,894 | 242,819 | - | 222,925 | 19,663 | 203,262 | - | - | - | - |
| 9520110 | Trans Neuro-Oncology | 100,481 | 808,774 | - | 708,293 | 125,593 | 582,700 | - | - | - | - |
| 9520111 | GABAergic Inhibition | 2 | 122,829 | - | 122,827 | 16,387 | 106,440 | - | - | - | - |
| 9520112 | Role of Rap 1B | - | 123,061 | - | 123,061 | 18,330 | 104,731 | - | - | - | - |
| 9520113 | Medical Incident Mgmt | 8,406 | 123,430 | - | 115,024 | 21,001 | 94,023 | - | - | - | - |
| 9520115 | Mitochondrial | 17,268 | 122,175 | - | 104,907 | 13,049 | 91,858 | - | - | - | - |
| 9520116 | Systems Biology | 163,514 | 813,581 | - | 650,067 | 90,317 | 559,750 | - | - | - | - |
| 9520117 | Myeloid Progenitors | 21,723 | 122,438 | - | 100,715 | 17,395 | 83,320 | - | - | - | - |
| 9520120 | Advancing Health | 13,526 | 117,345 | - | 103,819 | 18,030 | 85,789 | - | - | - | - |
| 9520121 | Empirical Ethics | 650,780 | 806,181 | - | 155,401 | 18,302 | 137,099 | - | - | - | - |
| 9520122 | Estrogen Receptor | 112 | 122,946 | - | 122,834 | 20,770 | 102,064 | - | - | - | - |
| 9520124 | CoRecruit Tarakanova | 172,086 | 834,525 | - | 662,439 | 72,219 | 590,220 | - | - | - | - |
| 9520126 | Nutritional Disorders | 8,176 | 120,000 | - | 111,824 | - | 111,824 | - | - | - | - |
| 9520127 | Quality Rounds | 1,713 | 119,439 | - | 117,726 | - | 117,726 | - | - | - | - |
| 2003 to 2008 Awards | | \$ 6,989,104 | \$ 39,733,607 | \$ - | \$ 32,744,502 | \$ 17,383,429 | \$ 15,114,382 | \$ 246,691 | \$ - | \$ - | \$ - |
| | | F | | | | | | | | | |
| 9520129 | New Model Planning | \$ 384,819 | \$ 1,420,546 | \$ - | \$ 1,035,727 | \$ - | \$ 1,035,727 | \$ - | \$ - | \$ - | \$ - |
| 9520134 | Genetic Analysis | 70,790 | 75,000 | - | 4,210 | - | 4,210 | - | - | - | - |
| 9520135 | Vascular Endothelial | 5,516 | 75,000 | - | 69,484 | - | 69,484 | - | - | - | - |
| 9520136 | Clinical Correlates | 4,999 | 75,000 | - | 70,001 | - | 70,001 | - | - | - | - |
| 9520137 | Gene Expression | 338 | 75,000 | - | 74,662 | - | 74,662 | - | - | - | - |
| 9520138 | Spectrokinetic | 18,909 | 75,000 | - | 56,091 | - | 56,091 | - | - | - | - |
| 9520143 | HTLV-2 Tax Protein | 35,946 | 75,000 | - | 39,054 | - | 39,054 | - | - | - | - |
| 9520144 | Hwang Recruitment | 40,774 | 1,303,130 | - | 1,262,356 | - | 1,262,356 | - | - | - | - |
| 9520158 | fMRI Abnormalities | 857 | 75,000 | - | 74,143 | - | 74,143 | - | - | - | - |
| 9520159 | Analysis Photoreceptor | 1,163 | 200,000 | - | 198,838 | - | 198,838 | - | - | - | - |
| 9520160 | Data Warehouse | 523,095 | 1,500,000 | - | 976,905 | - | 976,905 | - | - | - | - |
| 9520161 | Pancreatic Research | 68,273 | 1,000,000 | - | 931,727 | - | 879,392 | 52,335 | - | - | - |
| 9520166 | Faculty Support | 10,176 | 848,184 | - | 838,008 | - | 698,968 | 139,040 | - | - | - |
| 9520172 | Personalized Medicine | 89,914 | 2,539,227 | - | 2,449,313 | - | 1,330,908 | 1,118,405 | - | - | - |
| 9520175 | New Model Pilot Phase | 328,780 | 3,873,649 | - | 3,544,869 | - | 3,544,869 | - | - | - | - |
| 9520177 | Novel Synaptic Targets | - | 300,000 | - | 300,000 | - | 300,000 | - | - | - | - |
| 9520179 | Neuroscience Research | 12,979 | 386,608 | - | 373,629 | - | 373,629 | - | - | - | - |
| 9520180 | Chemoprevention Program | 17,480 | 4,114,527 | - | 4,097,047 | - | 3,966,282 | 130,765 | - | - | - |
| 9520181 | Infrastructure | - | 6,546,130 | 89,742 | 6,456,388 | - | 1,261,596 | 3,271,070 | 276,248 | 909,556 | 737,917 |
| 9520182 | Tissue Bank | - | 5,219,068 | 24,017 | 5,195,051 | - | 1,497,655 | 2,783,562 | 291,355 | 618,500 | 3,981 |
| 9520189 | CBID Recruitment | 268 | 290,000 | - | 289,732 | - | 286,767 | 2,965 | - | - | - |
| 9520190 | Scientific Citizens | 182,190 | 1,659,180 | - | 1,476,990 | - | 893,975 | 583,015 | - | - | - |
| 9520194 | Thrombin Receptor | 3,623 | 500,000 | - | 496,377 | - | 369,968 | 126,409 | - | - | - |
| 9520195 | Neuroscience NTRI | 1,925 | 749,995 | - | 748,070 | - | 365,871 | 382,199 | - | - | - |
| 9520196 | CTSI | 211,648 | 3,172,764 | - | 2,961,116 | - | 1,141,521 | 1,819,595 | - | - | - |
| 9520197 | CTSI | 73,835 | 1,980,000 | - | 1,906,165 | - | 729,697 | 1,176,468 | - | - | - |
| 9520205 | Voxel-Wise Database | 506 | 300,000 | - | 299,494 | - | 243,684 | 55,810 | - | - | - |
| 9520208 | Peripheral Nerve | - | 383,000 | - | 383,000 | - | 289,253 | 93,747 | - | - | - |
| 9520210 | Genomics and Ethics | 424,877 | 1,642,312 | - | 1,217,435 | - | 535,404 | 682,031 | - | - | - |
| 9520211 | HWLI | 7 | 731,467 | - | 731,460 | - | 433,933 | 297,527 | - | - | - |
| 9520212 | HMT | - | 4,012,787 | 141,334 | 3,871,453 | - | 894,908 | 2,035,194 | 34,609 | 98,667 | 808,074 |
| 9520213 | Cancer Biology (BC) | - | 4,986,242 | 3,494 | 4,982,748 | - | 1,165,087 | 3,267,779 | 215,536 | 288,702 | 45,643 |
| 9520214 | Redox Biology Program | 195,466 | 1,600,000 | - | 1,404,534 | - | 19,611 | 1,370,313 | 13,814 | 2,508 | (1,713) |
| 9520217 | Neuronal Synaptic | 90,239 | 3,042,309 | - | 2,952,070 | - | 671,828 | 2,280,242 | - | - | - |

Schedule of Program Expenditures by Award

| Award # | Award Short Name | Closed - | Adjusted | Outstanding | Life To Date | 2003 to 2008 | 2009 to 2013 | 2014 to 2018 | January - | FY2020 | FY2021 |
|----------------------------|------------------------|---------------------|----------------------|-------------------|----------------------|--------------|----------------------|----------------------|---------------------|---------------------|---------------------|
| | | Funds | | Commitments | Expenditures | Expenditures | Expenditures | Expenditures | Expenditures | Expenditures | Expenditures |
| | | Returned to | Total Award | at 6/30/2021 | | | | | June 2019 | | |
| | | AHW | | | | | | | | | |
| 9520218 | Newborn Anesthesia | 146 | 600,000 | - | 599,854 | - | 383,413 | 216,441 | - | - | - |
| 9520222 | Population Sciences | 137 | 5,213,811 | 192,118 | 5,021,556 | - | 633,071 | 2,895,011 | 190,407 | 400,200 | 902,867 |
| 9520223 | TPM | - | 4,451,345 | 518,149 | 3,933,196 | - | 734,434 | 2,509,474 | 160,938 | 339,067 | 189,284 |
| 9520226 | PCORP | 46,123 | 900,000 | 190 | 853,687 | - | 52,148 | 799,229 | 2,310 | - | - |
| 9520227 | Cancer Biomarkers | 10,003 | 1,309,260 | - | 1,299,257 | - | 598,959 | 700,299 | - | - | - |
| 9520236 | Computational Medicine | 2,144,377 | 2,167,909 | - | 23,532 | - | 23,532 | - | - | - | - |
| 9520237 | CMEP-Planning Phase | 460,503 | 4,023,658 | - | 3,563,155 | - | 1,120,185 | 2,442,971 | - | - | - |
| 9520259 | MEG Research | 66,878 | 694,124 | - | 627,246 | - | 22,226 | 605,020 | - | - | - |
| 9520265 | Early Detection of MCI | 490,773 | 800,000 | - | 309,227 | - | - | 309,227 | - | - | - |
| 9520277 | PHI Diabetes | 124,567 | 1,800,000 | - | 1,675,433 | - | 283,030 | 1,392,403 | - | - | - |
| 9520288 | Clinical Effectiveness | 74,587 | 300,000 | - | 225,413 | - | - | 225,413 | - | - | - |
| 9520298 | FPAD Program | - | 1,943,400 | 11,326 | 1,932,074 | - | - | 1,714,430 | 119,303 | 99,681 | (1,339) |
| 9520392 | Cross Cutting Program | 267,514 | 698,832 | - | 431,318 | - | - | 428,259 | 3,058 | - | - |
| 2009 to 2013 Awards | | \$ 6,484,999 | \$ 79,728,464 | \$ 980,371 | \$ 72,263,094 | \$ - | \$ 29,607,273 | \$ 35,906,647 | \$ 1,307,578 | \$ 2,756,882 | \$ 2,684,713 |
| F | | | | | | | | | | | |
| 9520311 | CVC Signature Programs | \$ - | \$ 4,000,000 | \$ 669,758 | \$ 3,330,242 | \$ - | \$ - | \$ 1,741,626 | \$ 338,138 | \$ 803,467 | \$ 447,012 |
| 9520312 | Develop Health Leaders | 170 | 45,556 | - | 45,386 | - | - | 45,386 | - | - | - |
| 9520320 | Eradicate AIDS | 1,369 | 999,395 | - | 998,026 | - | - | 998,026 | - | - | - |
| 9520321 | CE Core Planning | 42,067 | 121,000 | - | 78,933 | - | - | 78,933 | - | - | - |
| 9520350 | Develop AAP | 41,699 | 969,426 | - | 927,727 | - | - | 922,698 | 7,126 | (2,097) | - |
| 9520351 | STEP-UP | - | 925,915 | (2,106) | 928,021 | - | - | 516,977 | 105,139 | 165,722 | 140,184 |
| 9520353 | REP Responsive | 11,171 | 200,000 | - | 188,829 | - | - | 188,829 | - | - | - |
| 9520355 | REP Responsive | 384 | 200,000 | - | 199,616 | - | - | 199,616 | - | - | - |
| 9520357 | MRI Technology | 44 | 500,000 | - | 499,956 | - | - | 499,956 | - | - | - |
| 9520363 | Nervous System Trauma | - | 1,053,108 | 1,700 | 1,051,408 | - | - | 822,906 | 124,586 | 103,766 | 150 |
| 9520364 | REP Responsive | 6,173 | 200,000 | - | 193,827 | - | - | 193,827 | - | - | - |
| 9520366 | REP Responsive | 11,233 | 200,000 | - | 188,767 | - | - | 188,767 | - | - | - |
| 9520369 | Pharmacy School | 24,058 | 3,024,132 | 5,659 | 2,994,415 | - | - | 2,994,415 | - | - | - |
| 9520370 | REP Responsive | 1,394 | 200,000 | - | 198,606 | - | - | 198,606 | - | - | - |
| 9520371 | REP Responsive | 4,641 | 200,000 | - | 195,359 | - | - | 195,359 | - | - | - |
| 9520372 | CTSI PCCTRP | - | 5,327,956 | 1,091,365 | 4,236,591 | - | - | 2,279,491 | 449,087 | 799,132 | 708,881 |
| 9520373 | CE Core Implement | - | 2,399,420 | 754 | 2,398,666 | - | - | 1,670,688 | 357,159 | 316,636 | 54,183 |
| 9520376 | Stroke Survivors | - | 1,003,673 | 287,663 | 716,010 | - | - | 390,831 | 59,265 | 117,070 | 148,844 |
| 9520377 | REP Responsive | 636 | 200,000 | - | 199,364 | - | - | 199,364 | - | - | - |
| 9520378 | REP Responsive | 18,535 | 199,137 | - | 180,602 | - | - | 180,602 | - | - | - |
| 9520379 | REP Responsive | 14,244 | 200,000 | - | 185,756 | - | - | 185,756 | - | - | - |
| 9520381 | REP Responsive | 1,011 | 200,000 | - | 198,989 | - | - | 198,989 | - | - | - |
| 9520382 | REP Responsive | 55 | 200,000 | - | 199,945 | - | - | 199,945 | - | - | - |
| 9520391 | REP Responsive | 199,569 | 199,569 | - | - | - | - | - | - | - | - |
| 9520416 | GME Development | 65,823 | 369,060 | - | 303,237 | - | - | 301,167 | 2,069 | - | - |
| 9520419 | Joint BME Dept | - | 2,000,000 | 1,045,948 | 954,052 | - | - | 165,145 | 87,027 | 250,344 | 451,536 |
| 9520423 | REP Responsive | 987 | 200,000 | - | 199,013 | - | - | 160,060 | 38,952 | - | - |
| 9520424 | REP Responsive | 3,191 | 200,000 | - | 196,809 | - | - | 163,218 | 33,591 | - | - |
| 9520425 | Precision Medicine | - | 1,500,000 | 246,904 | 1,253,096 | - | - | 445,965 | 147,438 | 391,066 | 268,626 |
| 9520426 | REP Responsive | 20,089 | 200,000 | - | 179,911 | - | - | 166,463 | 13,448 | - | - |
| 9520427 | Collaborative for CHDS | - | 5,000,000 | 3,096,120 | 1,903,880 | - | - | 464,765 | 339,123 | 573,977 | 526,015 |
| 9520429 | REP Responsive | 29,350 | 200,000 | - | 170,650 | - | - | 145,230 | 25,420 | - | - |
| 9520430 | REP Responsive | 16,180 | 200,000 | - | 183,820 | - | - | 171,606 | 12,213 | - | - |
| 9520440 | REP Responsive | 1,576 | 200,000 | - | 198,424 | - | - | 143,955 | 52,065 | 2,404 | - |
| 9520444 | Underlying TBI | - | 1,000,000 | 149,822 | 850,178 | - | - | 270,870 | 121,286 | 235,779 | 222,242 |
| 9520449 | COME ALIVE MKE | - | 2,800,000 | 1,397,049 | 1,402,951 | - | - | 341,761 | 200,725 | 479,011 | 381,453 |

Schedule of Program Expenditures by Award

| Award # | Award Short Name | Closed - | Adjusted | Outstanding | Life To Date | 2003 to 2008 | 2009 to 2013 | 2014 to 2018 | January - | FY2020 | FY2021 |
|-----------------------------------|-----------------------|-------------------|----------------------|----------------------|----------------------|--------------|--------------|----------------------|---------------------|---------------------|---------------------|
| | | Funds | | Commitments | | | | | Expenditures | | |
| | | Returned to | Total Award | at 6/30/2021 | Expenditures | Expenditures | Expenditures | Expenditures | Expenditures | Expenditures | Expenditures |
| | | AHW | | | | | | | | | |
| 9520450 | REP Responsive | 13,974 | 200,000 | - | 186,026 | - | - | 77,443 | 51,206 | 57,377 | - |
| 9520451 | REDIRECT | - | 5,000,000 | 1,970,200 | 3,029,800 | - | - | 814,720 | 456,273 | 907,969 | 850,839 |
| 9520452 | REP Responsive | 85 | 200,000 | - | 199,915 | - | - | 30,492 | 53,622 | 115,801 | - |
| 9520453 | REP Responsive | 28,148 | 200,000 | - | 171,852 | - | - | 70,815 | 51,859 | 40,376 | 8,802 |
| 9520454 | REP Responsive | 29,119 | 200,000 | - | 170,881 | - | - | 57,123 | 27,654 | 86,104 | - |
| 9520456 | REP Responsive | 5,303 | 200,000 | - | 194,697 | - | - | 92,821 | 48,985 | 52,770 | 120 |
| 9520457 | Pancreas Cancer | - | 7,224,689 | 4,785,820 | 2,438,869 | - | - | 748,782 | 240,688 | 797,998 | 651,401 |
| 9520458 | REP Responsive | 3,283 | 200,000 | - | 196,717 | - | - | 72,260 | 39,089 | 85,368 | - |
| 9520461 | REP Responsive | 4,394 | 200,000 | - | 195,606 | - | - | 92,210 | 52,209 | 51,186 | - |
| 9520462 | Cognitive NRP | - | 2,000,000 | 1,154,490 | 845,510 | - | - | 87,216 | 68,955 | 311,864 | 377,475 |
| 9520480 | REP Responsive | 44,659 | 200,000 | - | 155,341 | - | - | 47,826 | 50,349 | 57,166 | - |
| 9520482 | Neurological Program | - | 3,000,000 | 2,132,919 | 867,081 | - | - | 227,432 | 5,241 | 176,906 | 457,502 |
| 9520491 | REP Responsive | - | 200,000 | (168) | 200,168 | - | - | - | 49,889 | 74,868 | 75,410 |
| 9520493 | REP Responsive | - | 200,000 | 911 | 199,089 | - | - | - | 41,071 | 80,791 | 77,227 |
| 9520494 | REP Responsive | - | 200,000 | (170) | 200,170 | - | - | - | 30,049 | 97,749 | 72,371 |
| 9520495 | REP Responsive | - | 199,022 | (492) | 199,514 | - | - | - | 29,137 | 102,883 | 67,493 |
| 9520496 | REP Responsive | - | 200,000 | 1,524 | 198,476 | - | - | - | 47,209 | 82,077 | 69,189 |
| 9520497 | REP Responsive | - | 200,000 | 38,918 | 161,082 | - | - | - | 6,419 | 36,143 | 118,520 |
| 2014 to 2018 Awards | | \$ 644,612 | \$ 56,661,058 | \$ 18,074,589 | \$ 37,941,857 | \$ - | \$ - | \$ 20,450,943 | \$ 3,863,765 | \$ 7,451,674 | \$ 6,175,476 |
| F | | | | | | | | | | | |
| 9520498 | MS in Global Health | \$ - | \$ 488,683 | \$ 162,893 | \$ 325,790 | \$ - | \$ - | \$ - | \$ 39,979 | \$ 147,745 | \$ 138,066 |
| 9520499 | Genetic Counseling MS | - | 1,301,461 | 818,372 | 483,089 | - | - | - | - | 183,777 | 299,312 |
| 9520500 | GSPMC Simulation Unit | - | 4,000,000 | 3,044,527 | 955,473 | - | - | - | 29,608 | 392,689 | 533,176 |
| 9520501 | Small Investments | 50,000 | 100,000 | 42,612 | 7,388 | - | - | - | - | 5,165 | 2,223 |
| 9520502 | Integration Hub | - | 839,446 | 457,874 | 381,572 | - | - | - | 78,334 | 154,167 | 149,070 |
| 9520504 | Research Office | - | 5,000,000 | 4,188,680 | 811,320 | - | - | - | 17,213 | 281,585 | 512,521 |
| January - June 2019 Awards | | \$ 50,000 | \$ 11,729,590 | \$ 8,714,959 | \$ 2,964,631 | \$ - | \$ - | \$ - | \$ 165,134 | \$ 1,165,128 | \$ 1,634,368 |
| F | | | | | | | | | | | |
| 5520408 | Responsive Fund | \$ 11,042 | \$ 127,510 | \$ - | \$ 116,468 | \$ - | \$ - | \$ - | \$ - | \$ 116,468 | \$ - |
| 5520409 | Strategic Fund | 5,068 | 158,520 | - | 153,452 | - | - | - | - | 153,452 | - |
| 5520512 | Pathway Initiatives | 143,809 | 379,805 | - | 235,996 | - | - | - | - | 235,996 | - |
| 9520519 | Ped Heart Disease | - | 3,000,000 | 2,531,929 | 468,071 | - | - | - | - | 262,190 | 205,880 |
| 9520541 | OTO Clinomics | - | 1,200,000 | 881,791 | 318,209 | - | - | - | - | 96,355 | 221,854 |
| 9520546 | Precision Medicine | - | 518,120 | 365,973 | 152,147 | - | - | - | - | 30,977 | 121,170 |
| 9520547 | DrPH in Public Health | - | 702,478 | 503,421 | 199,057 | - | - | - | - | 46,036 | 153,021 |
| 9520551 | Urgent Response Award | - | 145,168 | 871 | 144,297 | - | - | - | - | 52,346 | 91,951 |
| 9520552 | Urgent Response Award | - | 508,388 | 3,935 | 504,453 | - | - | - | - | 54,750 | 449,703 |
| 9520553 | Urgent Response Award | - | 489,059 | (11,848) | 500,907 | - | - | - | - | 353,188 | 147,719 |
| 9520554 | Urgent Response Award | - | 97,594 | 11,209 | 86,385 | - | - | - | - | 5,789 | 80,596 |
| 9520556 | Urgent Response Award | - | 498,931 | 14,880 | 484,051 | - | - | - | - | 68,757 | 415,294 |
| 9520557 | Urgent Response Award | - | 144,171 | 36,630 | 107,541 | - | - | - | - | 10,808 | 96,733 |
| 9520558 | Urgent Response Award | - | 382,664 | (10) | 382,674 | - | - | - | - | 11,198 | 371,476 |
| 9520559 | Preceptor Award | - | 6,167 | 431 | 5,735 | - | - | - | - | 1,408 | 4,327 |
| 9520560 | REP Responsive | - | 250,000 | 206,039 | 43,961 | - | - | - | - | - | 43,961 |
| 9520561 | REP Responsive | - | 250,000 | 136,379 | 113,621 | - | - | - | - | - | 113,621 |
| 9520562 | Preceptor Award | - | 6,167 | 641 | 5,526 | - | - | - | - | 1,440 | 4,085 |
| 9520563 | Urgent Response Award | - | 144,086 | 107,303 | 36,783 | - | - | - | - | 3,763 | 33,020 |
| 9520566 | Preceptor Award | - | 6,167 | 409 | 5,757 | - | - | - | - | - | 5,757 |

Schedule of Program Expenditures by Award

| Award # | Award Short Name | Closed - | Adjusted | Outstanding | Life To Date | 2003 to 2008 | 2009 to 2013 | 2014 to 2018 | January - | FY2020 | FY2021 |
|---------------------------------------|------------------------|----------------------|-----------------------|----------------------|-----------------------|----------------------|----------------------|----------------------|---------------------|----------------------|------------------------|
| | | Funds | | | | | | | | | |
| | | Returned to | Total Award | Commitments | Expenditures | Expenditures | Expenditures | Expenditures | Expenditures | Expenditures | Expenditures |
| | | AHW | | at 6/30/2021 | | | | | June 2019 | | |
| 9520567 | Student Inclusion | - | 398,561 | 327,093 | 71,468 | - | - | - | - | - | 71,468 |
| 9520568 | Preceptor Award | - | 6,167 | 3,943 | 2,224 | - | - | - | - | - | 2,224 |
| 9520582 | Translational Study | - | 250,000 | 212,036 | 37,964 | - | - | - | - | - | 37,964 |
| Rescinded 1 | Resting Metabolic Rate | 250,000 | 250,000 | - | - | - | - | - | - | - | - |
| Rescinded 2 | Artificial Sweeteners | 250,000 | 250,000 | - | - | - | - | - | - | - | - |
| Fiscal Year 2020 Awards | | \$ 659,920 | \$ 10,169,721 | \$ 5,333,054 | \$ 4,176,747 | \$ - | \$ - | \$ - | \$ - | \$ 1,504,921 | \$ 2,671,826 |
| F | | | | | | | | | | | |
| 5520408 | Responsive Fund | \$ 313 | \$ 500 | \$ - | \$ 187 | \$ - | \$ - | \$ - | \$ - | \$ - | \$ 187 |
| 5520409 | Strategic Fund | 188 | - | - | (188) | - | - | - | - | - | (188) |
| 5520512 | Pathway Initiatives | 49,302 | 51,683 | - | 2,381 | - | - | - | - | - | 2,381 |
| 9520594 | Solutions to Lead | - | 400,000 | 360,790 | 39,210 | - | - | - | - | - | 39,210 |
| 9520598 | Cross Cutting Program | - | 535,097 | 518,164 | 16,933 | - | - | - | - | - | 16,933 |
| 9520600 | WVPP | - | 216,000 | 191,998 | 24,002 | - | - | - | - | - | 24,002 |
| 9520601 | Smoking Cessation | - | 393,627 | 375,221 | 18,406 | - | - | - | - | - | 18,406 |
| 9520602 | WAPP | - | 32,403 | 11,398 | 21,005 | - | - | - | - | - | 21,005 |
| 9520603 | Cross Cutting Program | - | 1,049,428 | 1,044,094 | 5,333 | - | - | - | - | - | 5,333 |
| 9520606 | Mentor Program | - | 2,465,245 | 2,452,041 | 13,204 | - | - | - | - | - | 13,204 |
| 9520614 | Bridging The Gap | - | 250,000 | 250,000 | - | - | - | - | - | - | - |
| 9520615 | Origin of Fibroblasts | - | 3,100,000 | 3,100,000 | - | - | - | - | - | - | - |
| 9520616 | Sickle Cell Disease | - | 250,000 | 250,000 | - | - | - | - | - | - | - |
| 9520617 | Health Disparities | - | 1,500,000 | 1,500,000 | - | - | - | - | - | - | - |
| 9520618 | Neuronal Development | - | 250,000 | 250,000 | - | - | - | - | - | - | - |
| 9520619 | Cross Cutting Program | - | 1,449,428 | 1,449,428 | - | - | - | - | - | - | - |
| 9520620 | Molecular Pathogenesis | - | 300,000 | 300,000 | - | - | - | - | - | - | - |
| 9520623 | Transgender Profile | - | 250,000 | 250,000 | - | - | - | - | - | - | - |
| 9520624 | Vaccine Confidence | - | 230,000 | 230,000 | - | - | - | - | - | - | - |
| 9520625 | Clean Air | - | 400,000 | 400,000 | - | - | - | - | - | - | - |
| 9520626 | Iyengar Yoga | - | 250,000 | 250,000 | - | - | - | - | - | - | - |
| 9520627 | Human Holobiont | - | 1,500,000 | 1,500,000 | - | - | - | - | - | - | - |
| 9520629 | Immuno-Oncology | - | 5,600,000 | 5,600,000 | - | - | - | - | - | - | - |
| 9520630 | Aphasia Recovery | - | 283,737 | 283,737 | - | - | - | - | - | - | - |
| Rescinded 3 | MORE | 100,620 | 100,620 | - | - | - | - | - | - | - | - |
| Fiscal Year 2021 Awards | | \$ 150,423 | \$ 20,857,768 | \$ 20,566,871 | \$ 140,474 | \$ - | \$ - | \$ - | \$ - | \$ - | \$ 140,474 |
| F | | | | | | | | | | | |
| Research and Education Program | | | | | | | | | | | |
| Grants Total | | \$ 14,979,058 | \$ 218,880,207 | \$ 53,669,844 | \$ 150,231,305 | \$ 17,383,429 | \$ 44,721,655 | \$ 56,604,281 | \$ 5,336,477 | \$ 12,878,604 | \$ 13,306,858 ✓ |
| F | | | | | | | | | | | |

Tickmark Legend

F: Footed

✓: KPMG obtained the underlying detail of award expenditures from 1/1/2019 - 6/30/2021. KPMG filtered the detail by fiscal year and agreed to the respective audited financial statements or general ledger, without material exceptions. KPMG filtered the detail by each respective period from 1/1/2019 - 6/30/2021 and agreed to this schedule without material exception.

Schedule of Total Expenditures

| | Closed - Funds Returned to AWW | Adjusted Total Award | Outstanding Commitments at 6/30/2021 | Life To Date Expenditures | 2003 to 2008 Expenditures | 2009 to 2013 Expenditures | 2014 to 2018 Expenditures | January - June 2019 Expenditures | FY2020 Expenditures | FY2021 Expenditures |
|--|---|-------------------------|--|------------------------------|------------------------------|------------------------------|------------------------------|--|------------------------|------------------------|
| Total Healthier Wisconsin Partnership Program Grants | \$ 5,399,303 | \$ 93,232,236 | \$ 19,862,895 | \$ 67,970,038 | \$ 11,597,213 | \$ 19,484,096 | \$ 22,940,825 | \$ 2,801,339 | \$ 5,225,945 | \$ 5,920,619 |
| Healthier Wisconsin Partnership Institutional Accruals | | | | | | | | | 239 | (239) |
| Total Research and Education Program Grants | 14,979,058 | 218,880,207 | 53,669,844 | 150,231,305 | 17,383,429 | 44,721,655 | 56,604,281 | 5,336,477 | 12,878,604 | 13,306,858 |
| Research and Education Institutional Accruals | | | | | | | | | (9,684) | 9,684 |
| Advancing a Healthier Wisconsin Program Total | \$ 20,378,361 | \$ 312,112,443 | \$ 73,532,739 | \$ 218,201,343 | \$ 28,980,643 | \$ 64,205,751 | \$ 79,545,106 | \$ 8,137,817 | \$ 18,095,104 | \$ 19,236,922 |
| | F ▶ | | | | | | | | | |
| Administrative: | | | | | | | | | | |
| Healthier Wisconsin Partnership Program | \$ 950,068 | \$ 12,017,549 | \$ 991,888 | \$ 10,075,593 | \$ 2,711,653 | \$ 2,018,375 | \$ 3,398,022 | \$ 540,415 | \$ 491,358 | \$ 915,769 |
| Research and Education Program | 2,579,176 | 13,382,320 | 1,778,758 | 9,024,386 | 371,894 | 1,273,616 | 4,283,139 | 878,934 | 831,408 | 1,385,394 |
| Administrative Total | \$ 3,529,244 | \$ 25,399,869 | \$ 2,770,646 | \$ 19,099,979 | \$ 3,083,547 | \$ 3,291,992 | \$ 7,681,161 | \$ 1,419,349 | \$ 1,322,766 | \$ 2,301,163 |
| | F ▶ | | | | | | | | | |
| Grand Total | \$ 23,907,605 | \$ 337,512,312 | \$ 76,303,385 | \$ 237,301,321 | \$ 32,064,190 | \$ 67,497,743 | \$ 87,226,267 | \$ 9,557,166 | \$ 19,417,870 | \$ 21,538,085 |

Tickmark Legend

F: Footed

✓: KPMG obtained the underlying detail of award expenditures from 1/1/2019 - 6/30/2021. KPMG filtered the detail by fiscal year and agreed to the respective audited financial statements or general ledger, without material exceptions. KPMG filtered the detail by each respective period from 1/1/2019 - 6/30/2021 and agreed to this schedule without material exception.

**THE MEDICAL COLLEGE OF WISCONSIN, INC.
ADVANCING A HEALTHIER WISCONSIN PROGRAM**

Schedule 2

Schedule of Endowment Balances
(in thousands)

| | 6/30/2019 | 6/30/2020 | 6/30/2021 |
|--|---------------------|---------------------|---------------------|
| AHW Healthier Wisconsin Partnership Program | \$ 136,612 | \$ 131,470 | \$ 167,324 |
| AHW Research and Education Program | 253,898 | 244,339 | 310,977 |
| Total endowed funds | \$ 390,510 ✓ | 375,809 ✓ | 478,301 ✓ |
| | F | → | |
| AHW Healthier Wisconsin Partnership Program Spendable Fund | \$ 24,848 | \$ 25,283 | \$ 32,481 |
| AHW Research and Education Program Spendable Fund | 41,323 | 38,635 | 47,613 |
| Total spendable income funds | \$ 66,171 ✓ | \$ 63,918 ✓ | \$ 80,094 ✓ |
| | F | → | |
| Total | \$ 456,681 ✓ | \$ 439,727 ✓ | \$ 558,395 ✓ |
| | F | → | |

Tickmark Legend

F: Footed

✓: KPMG agreed to the respective audited financial statements.

Schedule of Administrative Expense

| | | FY2019 | | FY 6/30/2020 | | FY 6/30/2021 |
|--|---------------------|--------------------|--------|---------------------|--|---------------------|
| | | (6 months) | | | | |
| Total administrative expense | A | \$ 1,419,349 | | \$ 1,322,766 | | \$ 2,301,163 |
| Total program expense | | 8,137,817 | | 18,095,104 | | 19,236,922 |
| Total expenses | B | <u>9,557,166</u> ⊗ | | <u>19,417,870</u> ✓ | | <u>21,538,085</u> ✓ |
| | | F | —————▶ | | | |
| Average monthly endowment value (in thousands) | C | \$ 452,373 | | \$ 447,244 | | \$ 506,774 |
| Percentage of administrative expense to average monthly endowment value | (A/1000)/C = | 0.31% | | 0.30% | | 0.45% |
| Percentage of administrative expense to total expenses | A/B = | 14.85% | | 6.81% | | 10.68% |
| Total administrative expense tested | | \$ 42,939 ⊗ | | \$ 20,630 ⊗ | | \$ 34,583 ⊗ |

Tickmark Legend

FY: Fiscal Year

⊗: KPMG agreed to the respective trial balance.

✓: KPMG agreed to the respective audited financial statements.

F: Footed

⊗: Agrees to samples at Schedule 3B.

**THE MEDICAL COLLEGE OF WISCONSIN, INC.
ADVANCING A HEALTHIER WISCONSIN PROGRAM**

Administrative Expense Testwork

| Sample | Expenditure Period | Award number | Project number | Supplier name | Invoice number | Transaction amount | Tickmark |
|--|--------------------|--------------|----------------|---------------------------------------|----------------|--------------------|----------|
| <i>January 1, 2019 - June 30, 2019 Public Health Awards</i> | | | | | | | |
| 1 | Mar-19 | 9510002 | 5510002 | Hagedorn, Shari A | OIE197579 | \$ 28.00 | ✓ |
| 2 | Feb-19 | 9510002 | 5510002 | House On The Rock Resort | 36509 | 1,295.00 | ✓ |
| <i>January 1, 2019 - June 30, 2019 Medical Education and Research Awards</i> | | | | | | | |
| 1 | Feb-19 | 9520178 | 5520178 | Hagedorn, Shari A | OIE185261 | 954.85 | ✓ |
| 2 | May-19 | 9520178 | 5520178 | Cloud For Good Llc | 5349 | 40,661.56 | ✓ |
| <i>FY 2020 Public Health Awards</i> | | | | | | | |
| 1 | Jun-20 | 9510002 | 5510002 | Magellan Promotions Llc | 20859 | 268.80 | ✓ |
| 2 | Jun-20 | 9510002 | 5510002 | De Lage Landen Financial Services Inc | 68292681 | 39.52 | ✓ |
| 3 | Oct-19 | 9510002 | 5510002 | Dell Marketing Lp | 10342556896 | 3,458.28 | ✓ |
| 4 | Apr-20 | 9510002 | 5510173 | Local Initiatives Support Corporation | 3 | 3,000.00 | ✓ |
| 5 | Jan-20 | 9510002 | 5510183 | Staff Salaries - Base | n/a | 4,270.88 | ⊗ |
| <i>FY 2020 Medical Education and Research Awards</i> | | | | | | | |
| 1 | Apr-20 | 9520178 | 5520178 | Ehrenfeld, Jesse Md, Mph | 6148063 | 46.01 | ⊗ |
| 2 | Feb-20 | 9520178 | 5520178 | Alphachimp Llc | 2014-0554 | 2,600.00 | ✓ |
| 3 | Jun-20 | 9520178 | 5520178 | Magellan Promotions Llc | 20859 | 499.20 | ✓ |
| 4 | Jul-19 | 9520178 | 5520178 | Evaluation Plus Llc | AHW-002 | 6,370.00 | ✓ |
| 5 | Aug-19 | 9520178 | 5520178 | Hagedorn, Shari A | OIE240944 | 77.34 | ⊗ |
| <i>FY 2021 Public Health Awards</i> | | | | | | | |
| 1 | Feb-21 | 9510002 | 5510002 | Digicopy Inc | 230546 | 249.73 | ✓ |
| 2 | Mar-21 | 9510002 | 5510002 | Salesforce.Org | 19026609 | 18,841.90 | ✓ |
| 3 | Dec-20 | 9510002 | 5510002 | Dr Shandowlyon | 200938 | 1,200.00 | ✓ |
| 4 | Nov-20 | 9510002 | 5510002 | B And H Photo Video | 179753237 | 1,836.85 | ✓ |
| 5 | Jul-20 | 9510002 | 5510002 | Avi Systems | 88688706 | 2,100.35 | ✓ |
| <i>FY 2021 Medical Education and Research Awards</i> | | | | | | | |
| 1 | Jan-21 | 9520178 | 5520178 | B And H Photo Video | 180395018 | 766.96 | ✓ |
| 2 | Jun-21 | 9520178 | 5520178 | Sabijak Raether Hogerton Llc | 130504 | 975.00 | ✓ |
| 3 | Nov-20 | 9520178 | 5520178 | B And H Photo Video | 179753237 | 3,411.29 | ✓ |
| 4 | Sep-20 | 9520178 | 5520178 | Peak Grantmaking | 6158593 | 1,300.00 | ✓ |
| 5 | Jul-20 | 9510002 | 5510002 | Avi Systems | 88688706 | 3,900.65 | ✓ |

Tickmark Legend

FY: Fiscal year

✓: For external expenses, KPMG obtained supporting documentation including invoice, bank statement/check copy support, and purchase order (if applicable) and vouched that the administration expenses was appropriate and related to the program.

⊗: For internal expenses, KPMG obtained supporting documentation over the inter-department job charges invoice or transfer entry and journal entry support and vouched that the administrative expense was appropriate and related to the program. KPMG notes that internal inter-department expenses are paid via a journal entry, as such additional payment support is not considered necessary.

Procedure 15 Testwork

Procedures: For each award selected in Procedure 14, verify that the award documentation includes the following items:

- a. Letter of intent (if required) with evidence of review and approval in accordance with the relevant RFA if applicable
- b. Full application with evidence of review and approval in accordance with the relevant RFA if applicable
- c. Documentation of non-supplanting review in alignment with the Program's non-supplanting policy
- d. Award letter or funding agreement indicating the amount awarded and funding period
- e. Documentation that budget and budget revisions (if requested) were approved in accordance with the relevant award administration manual, and indicate personnel expenses including base salaries that were at or below the NIH salary cap (if required) in the relevant RFA
- f. Documentation of changes to the award funding period (if requested)
- g. Award recipient origination on materials in accordance with the relevant award administration manual
- h. Progress and final reporting requirements (if required) in accordance with the relevant award administration manual

| | | Procedures Performed | | | | | | | |
|---|--------------|----------------------|---|---|---|---|----|----|---|
| Public Health Initiatives Sample | Award Number | a | b | c | d | e | f | g | h |
| 1 | 9510156 | ✓ | ✓ | ✓ | ✓ | ✓ | ✓ | ✓ | ✓ |
| 2 | 9510206 | ✓ | ✓ | ✓ | ✓ | ✓ | N1 | ✓ | ✓ |
| 3 | 9510238 | ✓ | ✓ | ✓ | ✓ | ✓ | ✓ | ✓ | ✓ |
| 4 | 9510239 | ✓ | ✓ | ✓ | ✓ | ✓ | ✓ | ✓ | ✓ |
| 5 | 9510240 | ✓ | ✓ | ✓ | ✓ | ✓ | ✓ | ✓ | ✓ |
| 6 | 9510252 | ✓ | ✓ | ✓ | ✓ | ✓ | ✓ | ✓ | ✓ |
| 7 | 9510253 | ✓ | ✓ | ✓ | ✓ | ✓ | N1 | ✓ | ✓ |
| 8 | 9510254 | ✓ | ✓ | ✓ | ✓ | ✓ | N1 | ✓ | ✓ |
| 9 | 9510255 | ✓ | ✓ | ✓ | ✓ | ✓ | N1 | ✓ | ✓ |
| 10 | 9510257 | ✓ | ✓ | ✓ | ✓ | ✓ | N1 | ✓ | ✓ |
| Education & Research Initiatives Sample | Award Number | a | b | c | d | e | f | g | h |
| 1 | 9520181 | N2 | ✓ | ✓ | ✓ | ✓ | ✓ | N3 | ✓ |
| 2 | 9520222 | ✓ | ✓ | ✓ | ✓ | ✓ | ✓ | N3 | ✓ |
| 3 | 9520311 | ✓ | ✓ | ✓ | ✓ | ✓ | ✓ | ✓ | ✓ |
| 4 | 9520372 | ✓ | ✓ | ✓ | ✓ | ✓ | ✓ | ✓ | ✓ |
| 5 | 9520451 | ✓ | ✓ | ✓ | ✓ | ✓ | N1 | ✓ | ✓ |
| 6 | 9520457 | ✓ | ✓ | ✓ | ✓ | ✓ | N1 | ✓ | ✓ |
| 7 | 9520500 | ✓ | ✓ | ✓ | ✓ | ✓ | N1 | ✓ | ✓ |
| 8 | 9520553 | ✓ | ✓ | ✓ | ✓ | ✓ | ✓ | ✓ | ✓ |
| 9 | 9520561 | ✓ | ✓ | ✓ | ✓ | ✓ | N1 | ✓ | ✓ |
| 10 | 9520594 | ✓ | ✓ | ✓ | ✓ | ✓ | N1 | ✓ | ✓ |

Tickmark Legend

✓: KPMG obtained the supporting documentation and performed procedure outlined above.

N1: Engagement team notes this is not applicable as project is still active.

N2: Per inquiry, this is not applicable as this project was funded in 2010 through REAC-Initiated Investments funding mechanism with a single-stage application process where a letter of intent was not required and only submission of full proposal was required (procedure 15.b).

N3: Per inquiry, the start date for the selected awards predated a process for accommodating new award orientation meetings for REAC-Initiated Investments. The new award orientation meetings were phased in across AHW with the community-led (Fund 151) competitive projects being the first projects to incorporate this practice. Often Fund 152 funded projects were given an option for an orientation but it was not mandated. KPMG notes as orientation meetings were not required at the time project was awarded, not an exception, p/f/a.

Award Expenditures

Public Health Awards

| Sample | Award name | Award Number | ✓ x | | | B/A = Coverage Percentage |
|--------|--|--------------|--------------------------|-----------------------|-----------------------|---------------------------|
| | | | A Expenditure Population | Expenditures Selected | B Expenditures Tested | |
| 1 | Growing Healthy Soil for Healthy Communities | 9510156 | \$ 47,874 | 7,868 | 6,951 | 15% |
| 2 | MCW Partner Team: CAIR | 9510206 | 5,900,873 | 218,170 | 83,228 | 1% |
| 3 | 3-D Printed Protective Gear: Solution to Anti-Viral Mask Shortages in Hospitals and Law Enforcement | 9510238 | 289,649 | 289,649 | 289,649 | 100% |
| 4 | GLITC Covid-19 Emergency Management Assistance for WI Tribes | 9510239 | 397,721 | 397,721 | 289,177 | 73% |
| 5 | Education and Empowerment for WI Migrant Seasonal Agriculture Workers | 9510240 | 245,337 | 245,337 | 245,337 | 100% |
| 6 | STOP COVID-19: Co-Design Culturally Relevant Risk Reduction Communication for Vulnerable Communities | 9510252 | 488,052 | 486,218 | 486,218 | 100% |
| 7 | Integrating Trauma Screening and SBIRT to Enhance W-2 Case Management Services | 9510253 | 43,102 | 18,554 | 13,491 | 31% |
| 8 | Remembering the Lost: How Investigation of Military Suicides Can Improve Prevention Resources | 9510254 | 42,430 | 35,955 | 15,212 | 36% |
| 9 | Improving Mental Health of Milwaukee's Latinx Population Through Increased Neighborhood Engagement | 9510255 | 38,240 | 34,795 | 13,895 | 36% |
| 10 | Impacts of Nature in Proactive and Responsive Behavioral Health Treatment of Urban Latino Youth | 9510257 | 23,377 | 19,111 | 8,466 | 36% |
| | | | \$ 7,516,655 | 1,753,378 | 1,451,624 | |

Medical Education and Research Awards

| Sample | Award name | Award Number | ✓ x | | | B/A = Coverage Percentage |
|--------|--|--------------|--------------------------|-----------------------|-----------------------|---------------------------|
| | | | A Expenditure Population | Expenditures Selected | B Expenditures Tested | |
| 1 | Cancer Center Infrastructure Grant | 9520181 | \$ 1,923,722 | 575,525 | 575,525 | 30% |
| 2 | Prevention, Control, and Population Sciences Research Program | 9520222 | 1,493,474 | 95,933 | 95,933 | 6% |
| 3 | Cardiovascular Medicine: Translational Research, Signature Programs and Community Health | 9520311 | 1,588,616 | 81,872 | 81,872 | 5% |
| 4 | CTSI Mentored Clinical and Translational Research Training Program | 9520372 | 1,957,100 | 140,568 | 140,568 | 7% |
| 5 | Research in Early Child Development to Improve Resiliency and Equity (REDIRECT) | 9520451 | 2,215,081 | 80,637 | 80,637 | 4% |
| 6 | Pancreas Cancer Research Program | 9520457 | 1,690,087 | 154,700 | 154,700 | 9% |
| 7 | Establishing Wisconsin's First Cancer Precision Medicine Simulation Unit | 9520500 | 955,473 | 43,326 | 43,326 | 5% |
| 8 | The Effectiveness of Personal Protective Equipment (PPE) Across Wisconsin Nursing Homes | 9520553 | 500,907 | 173,318 | 173,318 | 34% |
| 9 | The Role of LLGL1 in Cardiac Development and Regeneration | 9520561 | 113,621 | 8,672 | 8,672 | 8% |
| 10 | Clinical and Community Solutions to Lead-Free Children | 9520594 | 39,210 | 10,236 | 10,236 | 26% |
| | | | \$ 12,477,291 | 1,364,787 | 1,364,787 | |

Tickmark Legend

✓: KPMG agreed the total expenditure amount to the total transaction amount per the underlying expenditure population without exception.

x: Agrees to the samples seen in Schedule 5B.

THE MEDICAL COLLEGE OF WISCONSIN, INC.
ADVANCING A HEALTHIER WISCONSIN PROGRAM

Award Expenditure Testwork

| Sample | Award Type | Award Number | Expenditure | | | Expenditure | | | TM | TM |
|--------|---------------|--------------|-------------------|------------------------------------|----------------|-------------------|----------------------|---|----|----|
| | | | Selected | Expenditure Description | Expenditure ID | Sub-Selection | Sub-Selection ID | | | |
| 1 | Public Health | 9510156 | \$ 250 | Staff Salaries-Base | n/a | \$ 250 | 28684 | x | ✓ | |
| 2 | Public Health | 9510156 | 73 | Fringe Benefits-Staff | n/a | 73 | 28684 | x | ✓ | |
| 3 | Public Health | 9510156 | 521 | Faculty Salaries-Base | n/a | 521 | 28684 | x | ✓ | |
| 4 | Public Health | 9510156 | 128 | Fringe Benefits-Staff | n/a | 128 | Multiple | x | ✓ | |
| 5 | Public Health | 9510156 | 3,848 | Subcontracts greater than \$25,000 | n/a | 3,848 | HWPP 4/29/16 | ☒ | ✓ | |
| 6 | Public Health | 9510156 | 711 | Subcontracts greater than \$25,000 | 6010383 | 711 | 1617783-83 | ☒ | ✓ | |
| 7 | Public Health | 9510156 | 306 | Subcontracts greater than \$25,000 | 6027714 | 306 | GR3807018000-3 | ☒ | ✓ | |
| 8 | Public Health | 9510156 | 55 | Fringe Benefits-Staff | n/a | 55 | 25602 | x | ✓ | |
| 9 | Public Health | 9510156 | 190 | Faculty Salaries-Base | n/a | 190 | 25602 | x | ✓ | |
| 10 | Public Health | 9510156 | 733 | Subcontracts less than \$25,000 | 6027714 | 550 | 230851 | ☒ | ✓ | |
| 11 | Public Health | 9510156 | 190 | Faculty Salaries-Base | n/a | 190 | 25602 | x | ✓ | |
| 12 | Public Health | 9510156 | 861 | Subcontracts less than \$25,000 | 6019383 | 128 | 61661 | ☒ | ✓ | |
| | | | \$ 7,868 | | | \$ 6,951 | | | | |
| 13 | Public Health | 9510206 | \$ 3,000 | Contractual Services | 6108388 | \$ 3,000 | 110411 | ☒ | ✓ | |
| 14 | Public Health | 9510206 | 32,801 | Faculty Salaries-Base | n/a | 32,801 | Multiple | x | ✓ | |
| 15 | Public Health | 9510206 | 8,200 | Faculty Salaries-Base | n/a | 8,200 | 18500 & 25323 | x | ✓ | |
| 16 | Public Health | 9510206 | 7,000 | Honorarium | 6085371 | 7,000 | 6085371 | ☒ | ✓ | |
| 17 | Public Health | 9510206 | 1,000 | Honorarium | 6114968 | 1,000 | 6114968 | ☒ | ✓ | |
| 18 | Public Health | 9510206 | 137 | Mileage and Parking | 611 733 | 137 | 6119733 | ☒ | ✓ | |
| 19 | Public Health | 9510206 | 1,719 | Staff Salaries-Base | n/a | 1,719 | 20886 | x | ✓ | |
| 20 | Public Health | 9510206 | 19,110 | Subcontracts greater than \$25,000 | 1718919 | 6,000 | 10/26/2018 | ☒ | ✓ | |
| 21 | Public Health | 9510206 | 123,320 | Subcontracts greater than \$25,000 | 1718924 | 12,340 | 7/1/2018 - 9/30/2018 | ☒ | ✓ | |
| 22 | Public Health | 9510206 | 20,853 | Subcontracts greater than \$25,000 | 1718919 | 10,000 | 110079 | ☒ | ✓ | |
| 23 | Public Health | 9510206 | 389 | Travel-In State | 6104734 | 389 | 6104734 | ☒ | ✓ | |
| 24 | Public Health | 9510206 | 642 | Travel-Non-Employee | 6079811 | 642 | 84085 | ☒ | ✓ | |
| | | | \$ 218,170 | | | \$ 83,228 | | | | |
| 25 | Public Health | 9510238 | \$ 123,950 | Subcontracts less than \$25,000 | 6149875 | \$ 123,950 | AHW2i071_3 | ☒ | ✓ | |
| 26 | Public Health | 9510238 | 103,436 | Subcontracts less than \$25,000 | 6149875 | 103,436 | AHW2i071_1 | ☒ | ✓ | |
| 27 | Public Health | 9510238 | 62,263 | Subcontracts less than \$25,000 | 6149875 | 62,263 | AHW2i071_2 | ☒ | ✓ | |
| | | | \$ 289,649 | | | \$ 289,649 | | | | |
| 28 | Public Health | 9510239 | \$ 35,986 | Subcontracts less than \$25,000 | 6149877 | \$ 10,971 | 2740 | ☒ | ✓ | |
| 29 | Public Health | 9510239 | | Subcontracts less than \$25,000 | 6149877 | 360 | n/a | x | ✓ | |
| 30 | Public Health | 9510239 | | Subcontracts less than \$25,000 | 6149877 | 1,925 | 318357 | ☒ | ✓ | |
| 31 | Public Health | 9510239 | 128,814 | Subcontracts less than \$25,000 | 6149877 | 43,000 | 145532 | ☒ | ✓ | |
| 32 | Public Health | 9510239 | 850 | Subcontracts less than \$25,000 | 6149877 | 850 | 5.202 | ☒ | ✓ | |
| 33 | Public Health | 9510239 | 145,873 | Subcontracts less than \$25,000 | 6149877 | 145,873 | 01.2021 Revision 3 | ☒ | ✓ | |
| 34 | Public Health | 9510239 | 2,050 | Subcontracts less than \$25,000 | 6149877 | 2,050 | 6.202 | ☒ | ✓ | |
| 35 | Public Health | 9510239 | 21,128 | Subcontracts less than \$25,000 | 6149877 | 21,128 | 7.202 | ☒ | ✓ | |
| 36 | Public Health | 9510239 | 47,616 | Subcontracts less than \$25,000 | 6149877 | 47,616 | 9.202 | ☒ | ✓ | |
| 37 | Public Health | 9510239 | 2,678 | Subcontracts less than \$25,000 | 6149877 | 2,678 | 8.202 | ☒ | ✓ | |
| 38 | Public Health | 9510239 | 9,009 | Subcontracts less than \$25,000 | 6149877 | 9,009 | 11.202 | ☒ | ✓ | |
| 39 | Public Health | 9510239 | 3,716 | Subcontracts less than \$25,000 | 6149877 | 3,716 | 10.202 | ☒ | ✓ | |
| | | | \$ 397,721 | | | \$ 289,177 | | | | |
| 40 | Public Health | 9510240 | \$ 27,425 | Subcontracts less than \$25,000 | 6150032 | \$ 27,425 | 7312020 | ☒ | ✓ | |
| 41 | Public Health | 9510240 | 11,907 | Subcontracts less than \$25,000 | 6150032 | 11,907 | 7312020 | ☒ | ✓ | |
| 42 | Public Health | 9510240 | 62,421 | Subcontracts less than \$25,000 | 6150032 | 62,421 | 6302020 | ☒ | ✓ | |
| 43 | Public Health | 9510240 | 46,355 | Subcontracts less than \$25,000 | 6150032 | 46,355 | 8312020 | ☒ | ✓ | |
| 44 | Public Health | 9510240 | 19,436 | Subcontracts less than \$25,000 | 6150032 | 19,436 | 9302020 | ☒ | ✓ | |

THE MEDICAL COLLEGE OF WISCONSIN, INC.
 ADVANCING A HEALTHIER WISCONSIN PROGRAM

Award Expenditure Testwork

| Sample | Award Type | Award Number | Expenditure | | | Expenditure | | | TM | TM |
|--------|---------------|--------------|-------------------|------------------------------------|----------------|-------------------|------------------|-------------------------------------|-------------------------------------|----|
| | | | Selected | Expenditure Description | Expenditure ID | Sub-Selection | Sub-Selection ID | | | |
| 45 | Public Health | 9510240 | 5,112 | Subcontracts less than \$25,000 | 6150032 | 5,112 | 1288194 | <input checked="" type="checkbox"/> | <input checked="" type="checkbox"/> | |
| 46 | Public Health | 9510240 | 30,265 | Subcontracts less than \$25,000 | 6150032 | 30,265 | 1312021 | <input checked="" type="checkbox"/> | <input checked="" type="checkbox"/> | |
| 47 | Public Health | 9510240 | 16,418 | Subcontracts less than \$25,000 | 6150032 | 16,418 | 10152020 | <input checked="" type="checkbox"/> | <input checked="" type="checkbox"/> | |
| 48 | Public Health | 9510240 | 25,998 | Subcontracts less than \$25,000 | 6150032 | 25,998 | 12312020 V1 | <input checked="" type="checkbox"/> | <input checked="" type="checkbox"/> | |
| | | | \$ 245,337 | | | \$ 245,337 | | | | |
| 49 | Public Health | 9510252 | 53 | Faculty Salaries-Base | n/a | 53 | 17292 | x | <input checked="" type="checkbox"/> | |
| 50 | Public Health | 9510252 | 8,902 | Faculty Salaries-Base | n/a | 8,902 | Multiple | x | <input checked="" type="checkbox"/> | |
| 51 | Public Health | 9510252 | 3,750 | Faculty Salaries-Base | n/a | 3,750 | 19667 & 25166 | x | <input checked="" type="checkbox"/> | |
| 52 | Public Health | 9510252 | 330 | Faculty Salaries-Base | n/a | 330 | 17292 | x | <input checked="" type="checkbox"/> | |
| 53 | Public Health | 9510252 | 1,193 | Faculty Salaries-Base | n/a | 1,193 | 19667 & 25166 | x | <input checked="" type="checkbox"/> | |
| 54 | Public Health | 9510252 | 3,082 | Faculty Salaries-Base | n/a | 3,082 | Multiple | x | <input checked="" type="checkbox"/> | |
| 55 | Public Health | 9510252 | 5,739 | Faculty Salaries-Base | n/a | 5,739 | Multiple | x | <input checked="" type="checkbox"/> | |
| 56 | Public Health | 9510252 | 122 | Fringe Benefits-Faculty | n/a | 122 | n/a | x | <input checked="" type="checkbox"/> | |
| 57 | Public Health | 9510252 | 25,000 | Subcontracts less than \$25,000 | 6160097 | 25,000 | MHD 001 | <input checked="" type="checkbox"/> | <input checked="" type="checkbox"/> | |
| 58 | Public Health | 9510252 | 415,546 | Subcontracts greater than \$25,000 | 6160097 | 415,546 | MHD 002 FINAL | <input checked="" type="checkbox"/> | <input checked="" type="checkbox"/> | |
| 59 | Public Health | 9510252 | 21,093 | Subcontracts greater than \$25,000 | 616 097 | 21,093 | MHD 001 | <input checked="" type="checkbox"/> | <input checked="" type="checkbox"/> | |
| 60 | Public Health | 9510252 | 1,409 | Fringe Benefits-Faculty | n/a | 1,409 | Multiple | x | <input checked="" type="checkbox"/> | |
| | | | \$ 486,218 | | | \$ 486,218 | | | | |
| 61 | Public Health | 9510253 | 1,025 | Faculty Salaries-Base | n/a | 1,025 | 18608 | x | <input checked="" type="checkbox"/> | |
| 62 | Public Health | 9510253 | 2,050 | Faculty Salaries-Base | n/a | 2,050 | 18608 | x | <input checked="" type="checkbox"/> | |
| 63 | Public Health | 9510253 | 427 | Fringe Benefits-Faculty | n/a | 427 | 24896 & 18608 | x | <input checked="" type="checkbox"/> | |
| 64 | Public Health | 9510253 | 299 | Fringe Benefits-Faculty | n/a | 299 | 24896 & 18608 | x | <input checked="" type="checkbox"/> | |
| 65 | Public Health | 9510253 | 1,025 | Faculty Salaries-Base | n/a | 1,025 | 18608 | x | <input checked="" type="checkbox"/> | |
| 66 | Public Health | 9510253 | 277 | Fringe Benefits-Faculty | n/a | 277 | n/a | x | <input checked="" type="checkbox"/> | |
| 67 | Public Health | 9510253 | 3,365 | Subcontracts greater than \$25,000 | 6175752 | 937 | 9449 | <input checked="" type="checkbox"/> | <input checked="" type="checkbox"/> | |
| 68 | Public Health | 9510253 | 1,025 | Faculty Salaries-Base | n/a | 1,025 | 18608 | x | <input checked="" type="checkbox"/> | |
| 69 | Public Health | 9510253 | 4,330 | Subcontracts greater than \$25,000 | 6175752 | 1,695 | 9449 | <input checked="" type="checkbox"/> | <input checked="" type="checkbox"/> | |
| 70 | Public Health | 9510253 | 4,380 | Subcontracts greater than \$25,000 | 6175752 | 4,380 | 9449 | <input checked="" type="checkbox"/> | <input checked="" type="checkbox"/> | |
| 71 | Public Health | 9510253 | 277 | Fringe Benefits-Faculty | n/a | 277 | 18608 | x | <input checked="" type="checkbox"/> | |
| 72 | Public Health | 9510253 | 73 | Subcontracts greater than \$25,000 | 6175752 | 73 | 9449 | <input checked="" type="checkbox"/> | <input checked="" type="checkbox"/> | |
| | | | \$ 18,554 | | | \$ 13,491 | | | | |
| 73 | Public Health | 9510254 | 6,034 | Subcontracts less than \$25,000 | 6175427 | 1,667 | 54 | x | <input checked="" type="checkbox"/> | |
| 74 | Public Health | 9510254 | 1,350 | Staff Salaries-Base | n/a | 1,350 | 24767 | x | <input checked="" type="checkbox"/> | |
| 75 | Public Health | 9510254 | 3,235 | Subcontracts less than \$25,000 | 6178033 | 2,667 | 54 | x | <input checked="" type="checkbox"/> | |
| 76 | Public Health | 9510254 | 67 | Faculty Salaries-Base | n/a | 67 | 2315 | x | <input checked="" type="checkbox"/> | |
| 77 | Public Health | 9510254 | 1,351 | Staff Salaries-Base | n/a | 1,351 | 24767 | x | <input checked="" type="checkbox"/> | |
| 78 | Public Health | 9510254 | 4,971 | Subcontracts greater than \$25,000 | 6174992 | 1,556 | 54 | x | <input checked="" type="checkbox"/> | |
| 79 | Public Health | 9510254 | 1,350 | Staff Salaries-Base | n/a | 1,350 | 24767 | x | <input checked="" type="checkbox"/> | |
| 80 | Public Health | 9510254 | 4,890 | Subcontracts greater than \$25,000 | 6174992 | 1,667 | 54 | x | <input checked="" type="checkbox"/> | |
| 81 | Public Health | 9510254 | 1,351 | Staff Salaries-Base | n/a | 1,351 | 24767 | x | <input checked="" type="checkbox"/> | |
| 82 | Public Health | 9510254 | 145 | CME-Conference | n/a | 145 | 200004712 | <input checked="" type="checkbox"/> | <input checked="" type="checkbox"/> | |
| 83 | Public Health | 9510254 | 5,063 | Subcontracts less than \$25,000 | 6174992 | 1,021 | 203574 | <input checked="" type="checkbox"/> | <input checked="" type="checkbox"/> | |
| 84 | Public Health | 9510254 | 6,149 | Subcontracts less than \$25,000 | 6174992 | 1,021 | 203512 | <input checked="" type="checkbox"/> | <input checked="" type="checkbox"/> | |
| | | | \$ 35,956 | | | \$ 15,213 | | | | |
| 85 | Public Health | 9510255 | 728 | Faculty Salaries-Base | n/a | 728 | 24895 | x | <input checked="" type="checkbox"/> | |
| 86 | Public Health | 9510255 | 728 | Faculty Salaries-Base | n/a | 728 | 24895 | x | <input checked="" type="checkbox"/> | |
| 87 | Public Health | 9510255 | 9,686 | Subcontracts less than \$25,000 | 6175936 | 1,823 | Multiple | x | <input checked="" type="checkbox"/> | |
| 88 | Public Health | 9510255 | 3,906 | Subcontracts less than \$25,000 | 6175936 | 2,174 | Multiple | x | <input checked="" type="checkbox"/> | |

Award Expenditure Testwork

| Sample | Award Type | Award Number | Expenditure | | | Expenditure | | | TM | TM |
|--------|------------------------------|--------------|-------------------|------------------------------------|----------------|-------------------|------------------|-------------------------------------|-------------------------------------|----|
| | | | Selected | Expenditure Description | Expenditure ID | Sub-Selection | Sub-Selection ID | | | |
| 89 | Public Health | 9510255 | 1,110 | Subcontracts less than \$25,000 | 6175936 | 609 | Multiple | <input checked="" type="checkbox"/> | <input checked="" type="checkbox"/> | |
| 90 | Public Health | 9510255 | 7,585 | Subcontracts less than \$25,000 | 6175936 | 2,291 | Multiple | <input checked="" type="checkbox"/> | <input checked="" type="checkbox"/> | |
| 91 | Public Health | 9510255 | 106 | Fringe Benefits-Faculty | n/a | 106 | 24895 | <input checked="" type="checkbox"/> | <input checked="" type="checkbox"/> | |
| 92 | Public Health | 9510255 | 997 | Staff Salaries-Base | n/a | 997 | 16894 | <input checked="" type="checkbox"/> | <input checked="" type="checkbox"/> | |
| 93 | Public Health | 9510255 | 279 | Fringe Benefits-Staff | n/a | 279 | 16894 | <input checked="" type="checkbox"/> | <input checked="" type="checkbox"/> | |
| 94 | Public Health | 9510255 | 2,712 | Subcontracts less than \$25,000 | 6175936 | 1,107 | Multiple | <input checked="" type="checkbox"/> | <input checked="" type="checkbox"/> | |
| 95 | Public Health | 9510255 | 5,856 | Subcontracts greater than \$25,000 | 6175936 | 2,272 | Multiple | <input checked="" type="checkbox"/> | <input checked="" type="checkbox"/> | |
| 96 | Public Health | 9510255 | 1,100 | Subcontracts greater than \$25,000 | 6175936 | 780 | 5/3/2021 | <input checked="" type="checkbox"/> | <input checked="" type="checkbox"/> | |
| | | | \$ 34,793 | | | \$ 13,894 | | | | |
| 97 | Public Health | 9510257 | \$ 1,104 | Faculty Salaries-Base | n/a | \$ 1,104 | 19664 | <input checked="" type="checkbox"/> | <input checked="" type="checkbox"/> | |
| 98 | Public Health | 9510257 | 1,157 | Staff Salaries-Base | n/a | 1,157 | 31201 | <input checked="" type="checkbox"/> | <input checked="" type="checkbox"/> | |
| 99 | Public Health | 9510257 | 324 | Fringe Benefits-Staff | n/a | 324 | 312201 | <input checked="" type="checkbox"/> | <input checked="" type="checkbox"/> | |
| 100 | Public Health | 9510257 | 1,104 | Faculty Salaries-Base | n/a | 1,104 | 19664 | <input checked="" type="checkbox"/> | <input checked="" type="checkbox"/> | |
| 101 | Public Health | 9510257 | 161 | Fringe Benefits-Faculty | n/a | 161 | 19664 | <input checked="" type="checkbox"/> | <input checked="" type="checkbox"/> | |
| 102 | Public Health | 9510257 | 324 | Fringe Benefits-Staff | n/a | 324 | 19664 | <input checked="" type="checkbox"/> | <input checked="" type="checkbox"/> | |
| 103 | Public Health | 9510257 | 1,104 | Faculty Salaries-Base | n/a | 1,104 | 31201 | <input checked="" type="checkbox"/> | <input checked="" type="checkbox"/> | |
| 104 | Public Health | 9510257 | 1,157 | Staff Salaries-Base | n/a | 1,157 | 31201 | <input checked="" type="checkbox"/> | <input checked="" type="checkbox"/> | |
| 105 | Public Health | 9510257 | 900 | Staff Salaries-Base | n/a | 900 | 32248 | <input checked="" type="checkbox"/> | <input checked="" type="checkbox"/> | |
| 106 | Public Health | 9510257 | 324 | Fringe Benefits-Staff | n/a | 324 | 31201 | <input checked="" type="checkbox"/> | <input checked="" type="checkbox"/> | |
| 107 | Public Health | 9510257 | 10,671 | Subcontracts less than \$25,000 | 6181911 | 499 | 656-2021-1 | <input checked="" type="checkbox"/> | <input checked="" type="checkbox"/> | |
| 108 | Public Health | 9510257 | 781 | Subcontracts less than \$25,000 | 6181911 | 308 | n/a | <input checked="" type="checkbox"/> | <input checked="" type="checkbox"/> | |
| | | | \$ 19,111 | | | \$ 8,466 | | | | |
| 109 | Medical Education & Research | 9520181 | \$ 463,000 | Equipment and Furnishings-Research | 6130135 | \$ 463,000 | 900191967P | <input checked="" type="checkbox"/> | <input checked="" type="checkbox"/> | |
| 110 | Medical Education & Research | 9520181 | 55,835 | Faculty Salaries-Supplement | n/a | 55,835 | 25058 & 20650 | <input checked="" type="checkbox"/> | <input checked="" type="checkbox"/> | |
| 111 | Medical Education & Research | 9520181 | 21,842 | Consultants | 6115181 | 21,842 | 1141385 | <input checked="" type="checkbox"/> | <input checked="" type="checkbox"/> | |
| 112 | Medical Education & Research | 9520181 | 21,716 | Events | 6050158 | 21,716 | INV 6050158-2 | <input checked="" type="checkbox"/> | <input checked="" type="checkbox"/> | |
| 113 | Medical Education & Research | 9520181 | 3,244 | Events | 6143653 | 3,244 | 54012 | <input checked="" type="checkbox"/> | <input checked="" type="checkbox"/> | |
| 114 | Medical Education & Research | 9520181 | 2,858 | Events | 6050158 | 2,858 | 26735-1 | <input checked="" type="checkbox"/> | <input checked="" type="checkbox"/> | |
| 115 | Medical Education & Research | 9520181 | 2,775 | Meeting Costs | 6077061 | 2,775 | 6077061 | <input checked="" type="checkbox"/> | <input checked="" type="checkbox"/> | |
| 116 | Medical Education & Research | 9520181 | 2,202 | Faculty Salaries-Base | n/a | 2,202 | Multiple | <input checked="" type="checkbox"/> | <input checked="" type="checkbox"/> | |
| 117 | Medical Education & Research | 9520181 | 866 | Training Seminars | 6135707 | 866 | 36847 | <input checked="" type="checkbox"/> | <input checked="" type="checkbox"/> | |
| 118 | Medical Education & Research | 9520181 | 612 | Fringe Benefits-Faculty | n/a | 612 | 25058 | <input checked="" type="checkbox"/> | <input checked="" type="checkbox"/> | |
| 119 | Medical Education & Research | 9520181 | 345 | Travel | n/a | 345 | OIE203051 | <input checked="" type="checkbox"/> | <input checked="" type="checkbox"/> | |
| 120 | Medical Education & Research | 9520181 | 230 | Honorarium | 6142249 | 230 | 6142249 | <input checked="" type="checkbox"/> | <input checked="" type="checkbox"/> | |
| | | | \$ 575,525 | | | \$ 575,525 | | | | |
| 121 | Medical Education & Research | 9520222 | \$ 21,850 | Consultants | 6182154 | \$ 21,850 | 1043 | <input checked="" type="checkbox"/> | <input checked="" type="checkbox"/> | |
| 122 | Medical Education & Research | 9520222 | 4,850 | Events | 6167435 | 4,850 | CC-12011138261 | <input checked="" type="checkbox"/> | <input checked="" type="checkbox"/> | |
| 123 | Medical Education & Research | 9520222 | 3,940 | Events | 6129474 | 3,940 | 102119 | <input checked="" type="checkbox"/> | <input checked="" type="checkbox"/> | |
| 124 | Medical Education & Research | 9520222 | 2,641 | Consultants | 6175621 | 2,641 | 1000061 | <input checked="" type="checkbox"/> | <input checked="" type="checkbox"/> | |
| 125 | Medical Education & Research | 9520222 | 2,500 | Events | 6164157 | 2,500 | IN-12010137655 | <input checked="" type="checkbox"/> | <input checked="" type="checkbox"/> | |
| 126 | Medical Education & Research | 9520222 | 2,000 | Audio Visual | 6155794 | 2,000 | INV 6155794 | <input checked="" type="checkbox"/> | <input checked="" type="checkbox"/> | |
| 127 | Medical Education & Research | 9520222 | 100 | Meeting Costs | 6133063 | 100 | 6133063 | <input checked="" type="checkbox"/> | <input checked="" type="checkbox"/> | |
| 128 | Medical Education & Research | 9520222 | 28,999 | Faculty Salaries-Base | n/a | 28,999 | 27682 | <input checked="" type="checkbox"/> | <input checked="" type="checkbox"/> | |
| 129 | Medical Education & Research | 9520222 | 21,677 | Faculty Salaries-Base | n/a | 21,677 | 27682 | <input checked="" type="checkbox"/> | <input checked="" type="checkbox"/> | |
| 130 | Medical Education & Research | 9520222 | 564 | Contractual Services | 6168947 | 564 | 8348 | <input checked="" type="checkbox"/> | <input checked="" type="checkbox"/> | |
| 131 | Medical Education & Research | 9520222 | 311 | Fringe Benefits-Staff | n/a | 311 | 29129 | <input checked="" type="checkbox"/> | <input checked="" type="checkbox"/> | |
| 132 | Medical Education & Research | 9520222 | 6,500 | Participant Services | n/a | 6,500 | OIE341785 | <input checked="" type="checkbox"/> | <input checked="" type="checkbox"/> | |
| | | | \$ 95,933 | | | \$ 95,933 | | | | |

THE MEDICAL COLLEGE OF WISCONSIN, INC.
ADVANCING A HEALTHIER WISCONSIN PROGRAM

Award Expenditure Testwork

| Sample | Award Type | Award Number | Expenditure | | | Expenditure | | | TM | TM |
|--------|------------------------------|--------------|-------------------|---|----------------|-------------------|------------------|-------------------------------------|-------------------------------------|----|
| | | | Selected | Expenditure Description | Expenditure ID | Sub-Selection | Sub-Selection ID | | | |
| 133 | Medical Education & Research | 9520311 | \$ 1,130 | Reagents | 6182603 | \$ 1,130 | 8873162 | <input checked="" type="checkbox"/> | <input checked="" type="checkbox"/> | |
| 134 | Medical Education & Research | 9520311 | 6,064 | Supplies | 6131743 | 6,064 | 77141327 | <input checked="" type="checkbox"/> | <input checked="" type="checkbox"/> | |
| 135 | Medical Education & Research | 9520311 | 9,300 | Training Seminars | 6138654 | 9,300 | CIMER4038 | <input checked="" type="checkbox"/> | <input checked="" type="checkbox"/> | |
| 136 | Medical Education & Research | 9520311 | 657 | Meeting Costs | n/a | 657 | OIE285503 | <input checked="" type="checkbox"/> | <input checked="" type="checkbox"/> | |
| 137 | Medical Education & Research | 9520311 | 6,130 | Supplies | 6131151 | 6,130 | 76619807 | <input checked="" type="checkbox"/> | <input checked="" type="checkbox"/> | |
| 138 | Medical Education & Research | 9520311 | 10,545 | Staff Salaries-Base | n/a | 10,545 | Multiple | <input checked="" type="checkbox"/> | <input checked="" type="checkbox"/> | |
| 139 | Medical Education & Research | 9520311 | 15,724 | Staff Salaries-Base | n/a | 15,724 | Multiple | <input checked="" type="checkbox"/> | <input checked="" type="checkbox"/> | |
| 140 | Medical Education & Research | 9520311 | 442 | Supplies | 6135116 | 442 | 7643851 | <input checked="" type="checkbox"/> | <input checked="" type="checkbox"/> | |
| 141 | Medical Education & Research | 9520311 | 22,022 | Equipment and Furnishings-Institutional | 6137214 | 22,022 | 76742195 | <input checked="" type="checkbox"/> | <input checked="" type="checkbox"/> | |
| 142 | Medical Education & Research | 9520311 | 708 | Molecular Supplies | 6189702 | 708 | 90203036 | <input checked="" type="checkbox"/> | <input checked="" type="checkbox"/> | |
| 143 | Medical Education & Research | 9520311 | 1,523 | Supplies-Research | 6138754 | 1,523 | 9106186940 | <input checked="" type="checkbox"/> | <input checked="" type="checkbox"/> | |
| 144 | Medical Education & Research | 9520311 | 7,628 | Supplies | 6131743 | 7,628 | 76856770 | <input checked="" type="checkbox"/> | <input checked="" type="checkbox"/> | |
| | | | \$ 81,873 | | | \$ 81,873 | | | | |
| 145 | Medical Education & Research | 9520372 | \$ 520 | Internal Service Recharge Center | n/a | \$ 520 | n/a | <input checked="" type="checkbox"/> | <input checked="" type="checkbox"/> | |
| 146 | Medical Education & Research | 9520372 | 20,333 | Internal Service Recharge Center | n/a | 20,333 | n/a | <input checked="" type="checkbox"/> | <input checked="" type="checkbox"/> | |
| 147 | Medical Education & Research | 9520372 | 1,240 | Internal Service Recharge Center | n/a | 1,240 | n/a | <input checked="" type="checkbox"/> | <input checked="" type="checkbox"/> | |
| 148 | Medical Education & Research | 9520372 | 1,000 | Travel-Domestic | 6144979 | 1,000 | 6144979 | <input checked="" type="checkbox"/> | <input checked="" type="checkbox"/> | |
| 149 | Medical Education & Research | 9520372 | 48,009 | Faculty Salaries-Base | n/a | 48,009 | 27191 | <input checked="" type="checkbox"/> | <input checked="" type="checkbox"/> | |
| 150 | Medical Education & Research | 9520372 | 435 | Supplies-Research | n/a | 435 | OIE191538 | <input checked="" type="checkbox"/> | <input checked="" type="checkbox"/> | |
| 151 | Medical Education & Research | 9520372 | 183 | Pharmaceuticals | 6173448 | 183 | 21228 | <input checked="" type="checkbox"/> | <input checked="" type="checkbox"/> | |
| 152 | Medical Education & Research | 9520372 | 251 | Supplies-Office | n/a | 251 | OIE256688 | <input checked="" type="checkbox"/> | <input checked="" type="checkbox"/> | |
| 153 | Medical Education & Research | 9520372 | 485 | Pharmaceuticals | 6173448 | 485 | 22381 | <input checked="" type="checkbox"/> | <input checked="" type="checkbox"/> | |
| 154 | Medical Education & Research | 9520372 | 650 | Purchased Lab Services | 6142050 | 650 | 81568 | <input checked="" type="checkbox"/> | <input checked="" type="checkbox"/> | |
| 155 | Medical Education & Research | 9520372 | 7,662 | Faculty Salaries-Base | n/a | 7,662 | 27909 | <input checked="" type="checkbox"/> | <input checked="" type="checkbox"/> | |
| 156 | Medical Education & Research | 9520372 | 59,800 | Faculty Salaries-Base | n/a | 59,800 | 27909 | <input checked="" type="checkbox"/> | <input checked="" type="checkbox"/> | |
| | | | \$ 140,568 | | | \$ 140,568 | | | | |
| 157 | Medical Education & Research | 9520451 | \$ 28,808 | Staff Salaries-Base | n/a | \$ 28,808 | Multiple | <input checked="" type="checkbox"/> | <input checked="" type="checkbox"/> | |
| 158 | Medical Education & Research | 9520451 | 12,343 | Staff Salaries-Base | n/a | 12,343 | Multiple | <input checked="" type="checkbox"/> | <input checked="" type="checkbox"/> | |
| 159 | Medical Education & Research | 9520451 | 11,000 | Supplies-Computer Software and Licenses | 6149456 | 11,000 | 7482-269776 | <input checked="" type="checkbox"/> | <input checked="" type="checkbox"/> | |
| 160 | Medical Education & Research | 9520451 | 8,044 | Subcontracts greater than \$25,000 | 6054422 | 8,044 | 3 MKECARES | <input checked="" type="checkbox"/> | <input checked="" type="checkbox"/> | |
| 161 | Medical Education & Research | 9520451 | 7,500 | Honorarium | 6171797 | 7,500 | 6171797 | <input checked="" type="checkbox"/> | <input checked="" type="checkbox"/> | |
| 162 | Medical Education & Research | 9520451 | 4,376 | Graduate Students | n/a | 4,376 | 26419 / 27596 | <input checked="" type="checkbox"/> | <input checked="" type="checkbox"/> | |
| 163 | Medical Education & Research | 9520451 | 2,040 | Travel | 6128992 | 2,040 | 6128992 | <input checked="" type="checkbox"/> | <input checked="" type="checkbox"/> | |
| 164 | Medical Education & Research | 9520451 | 2,000 | Events | 6170709 | 2,000 | 2020156 | <input checked="" type="checkbox"/> | <input checked="" type="checkbox"/> | |
| 165 | Medical Education & Research | 9520451 | 1,996 | Subcontracts less than \$25,000 | 6162873 | 1,996 | 4142021 | <input checked="" type="checkbox"/> | <input checked="" type="checkbox"/> | |
| 166 | Medical Education & Research | 9520451 | 1,737 | Travel | 6112719 | 1,737 | 6112719 | <input checked="" type="checkbox"/> | <input checked="" type="checkbox"/> | |
| 167 | Medical Education & Research | 9520451 | 497 | Subcontracts greater than \$25,000 | 6125983 | 497 | 5-1 | <input checked="" type="checkbox"/> | <input checked="" type="checkbox"/> | |
| 168 | Medical Education & Research | 9520451 | 295 | Transcription | 6057740 | 295 | 6290 | <input checked="" type="checkbox"/> | <input checked="" type="checkbox"/> | |
| | | | \$ 80,637 | | | \$ 80,637 | | | | |
| 169 | Medical Education & Research | 9520457 | \$ 4,309 | Internal Service Recharge Center | n/a | \$ 4,309 | n/a | <input checked="" type="checkbox"/> | <input checked="" type="checkbox"/> | |
| 170 | Medical Education & Research | 9520457 | 3,085 | Animal Care | n/a | 3,085 | 29186 | <input checked="" type="checkbox"/> | <input checked="" type="checkbox"/> | |
| 171 | Medical Education & Research | 9520457 | (4,484) | Fringe Benefits-Staff | n/a | (4,484) | 27868 | <input checked="" type="checkbox"/> | <input checked="" type="checkbox"/> | |
| 172 | Medical Education & Research | 9520457 | 2,195 | Animal Care | n/a | 2,195 | n/a | <input checked="" type="checkbox"/> | <input checked="" type="checkbox"/> | |
| 173 | Medical Education & Research | 9520457 | 1,475 | Tissue Culture | 6170812 | 1,475 | 25583 | <input checked="" type="checkbox"/> | <input checked="" type="checkbox"/> | |
| 174 | Medical Education & Research | 9520457 | 2,975 | Animal Care | n/a | 2,975 | n/a | <input checked="" type="checkbox"/> | <input checked="" type="checkbox"/> | |
| 175 | Medical Education & Research | 9520457 | 775 | Oligonucleotides | 6092627 | 775 | 12359474 | <input checked="" type="checkbox"/> | <input checked="" type="checkbox"/> | |
| 176 | Medical Education & Research | 9520457 | 129,283 | Equipment and Furnishings-Research | 6187492 | 129,283 | 1002389198 | <input checked="" type="checkbox"/> | <input checked="" type="checkbox"/> | |
| 177 | Medical Education & Research | 9520457 | 1,299 | Antibodies | 6134698 | 1,299 | 307518 | <input checked="" type="checkbox"/> | <input checked="" type="checkbox"/> | |
| 178 | Medical Education & Research | 9520457 | 8,423 | Postdoctoral | n/a | 8,423 | Multiple | <input checked="" type="checkbox"/> | <input checked="" type="checkbox"/> | |

THE MEDICAL COLLEGE OF WISCONSIN, INC.
ADVANCING A HEALTHIER WISCONSIN PROGRAM

Schedule 5B

Award Expenditure Testwork

| Sample | Award Type | Award Number | Expenditure | | | Expenditure | | | TM | TM |
|--------|------------------------------|--------------|-------------------|---|----------------|-------------------|--------------------|-------------------------------------|-------------------------------------|----|
| | | | Selected | Expenditure Description | Expenditure ID | Sub-Selection | Sub-Selection ID | | | |
| 179 | Medical Education & Research | 9520457 | 3,540 | Chemicals | 6085231 | 3,540 | 22642 | <input checked="" type="checkbox"/> | <input checked="" type="checkbox"/> | |
| 180 | Medical Education & Research | 9520457 | 1,826 | Computer Hardware less than \$5,000 | 6103765 | 1,826 | 1111529 | <input checked="" type="checkbox"/> | <input checked="" type="checkbox"/> | |
| | | | \$ 154,700 | | | \$ 154,700 | | | | |
| 181 | Medical Education & Research | 9520500 | \$ 29 | Chemicals | 6155380 | \$ 29 | 9108690806 | <input checked="" type="checkbox"/> | <input checked="" type="checkbox"/> | |
| 182 | Medical Education & Research | 9520500 | 610 | Computer Hardware less than \$5,000 | 6122961 | 610 | VTJ5295 | <input checked="" type="checkbox"/> | <input checked="" type="checkbox"/> | |
| 183 | Medical Education & Research | 9520500 | 25 | Gases and Cryogenes | 6104691 | 25 | 9101062850 | <input checked="" type="checkbox"/> | <input checked="" type="checkbox"/> | |
| 184 | Medical Education & Research | 9520500 | 5,071 | Internal Service Recharge Center | n/a | 5,071 | 2328481 | <input checked="" type="checkbox"/> | <input checked="" type="checkbox"/> | |
| 185 | Medical Education & Research | 9520500 | 306 | Molecular Supplies | 6107544 | 306 | 45946 | <input checked="" type="checkbox"/> | <input checked="" type="checkbox"/> | |
| 186 | Medical Education & Research | 9520500 | 231 | Molecular Supplies | 6164774 | 231 | 1114183 | <input checked="" type="checkbox"/> | <input checked="" type="checkbox"/> | |
| 187 | Medical Education & Research | 9520500 | 120 | Molecular Supplies | 6107544 | 120 | 46125 | <input checked="" type="checkbox"/> | <input checked="" type="checkbox"/> | |
| 188 | Medical Education & Research | 9520500 | 1,498 | Oligonucleotides | 6155383 | 1,498 | 9000170819 | <input checked="" type="checkbox"/> | <input checked="" type="checkbox"/> | |
| 189 | Medical Education & Research | 9520500 | 6,722 | Staff Salaries-Base | n/a | 6,722 | Multiple | <input checked="" type="checkbox"/> | <input checked="" type="checkbox"/> | |
| 190 | Medical Education & Research | 9520500 | 2,498 | Staff Salaries-Base | n/a | 2,498 | Multiple | <input checked="" type="checkbox"/> | <input checked="" type="checkbox"/> | |
| 191 | Medical Education & Research | 9520500 | 798 | Staff Salaries-Base | n/a | 798 | Multiple | <input checked="" type="checkbox"/> | <input checked="" type="checkbox"/> | |
| 192 | Medical Education & Research | 9520500 | 25,398 | Supplies-Computer Software and Licenses | 6176582 | 25,398 | 2021DSAC005015 | <input checked="" type="checkbox"/> | <input checked="" type="checkbox"/> | |
| | | | \$ 43,306 | | | \$ 43,306 | | | | |
| 193 | Medical Education & Research | 9520553 | \$ 189 | Fringe Benefits-Staff | n/a | \$ 189 | 31212 | <input checked="" type="checkbox"/> | <input checked="" type="checkbox"/> | |
| 194 | Medical Education & Research | 9520553 | 4,036 | Faculty Salaries - Base | n/a | 4,036 | 24205 & 12983 | <input checked="" type="checkbox"/> | <input checked="" type="checkbox"/> | |
| 195 | Medical Education & Research | 9520553 | 9 | Messenger Service | n/a | 9 | 1Z3Y495R0325124727 | <input checked="" type="checkbox"/> | <input checked="" type="checkbox"/> | |
| 196 | Medical Education & Research | 9520553 | 163 | Supplies-Research | 6149403 | 163 | 3445832937 | <input checked="" type="checkbox"/> | <input checked="" type="checkbox"/> | |
| 197 | Medical Education & Research | 9520553 | 16 | Messenger Service | n/a | 16 | 1Z3Y495R0331395254 | <input checked="" type="checkbox"/> | <input checked="" type="checkbox"/> | |
| 198 | Medical Education & Research | 9520553 | 39,855 | Supplies-Clinical | 6156987 | 39,855 | FH10155 | <input checked="" type="checkbox"/> | <input checked="" type="checkbox"/> | |
| 199 | Medical Education & Research | 9520553 | 48,500 | Supplies-Clinical | 6149496 | 48,500 | 640111 | <input checked="" type="checkbox"/> | <input checked="" type="checkbox"/> | |
| 200 | Medical Education & Research | 9520553 | 30,600 | Supplies-Clinical | 6149496 | 30,600 | 640111 | <input checked="" type="checkbox"/> | <input checked="" type="checkbox"/> | |
| 201 | Medical Education & Research | 9520553 | 140 | Supplies-Clinical | 6149496 | 140 | 640111 | <input checked="" type="checkbox"/> | <input checked="" type="checkbox"/> | |
| 202 | Medical Education & Research | 9520553 | 1,004 | Faculty Salaries-Base | n/a | 1,004 | 1179 | <input checked="" type="checkbox"/> | <input checked="" type="checkbox"/> | |
| 203 | Medical Education & Research | 9520553 | 26,875 | Supplies-Clinical | 6149496 | 26,875 | 640767 | <input checked="" type="checkbox"/> | <input checked="" type="checkbox"/> | |
| 204 | Medical Education & Research | 9520553 | 21,930 | Supplies-Clinical | 6149496 | 21,930 | 640767 | <input checked="" type="checkbox"/> | <input checked="" type="checkbox"/> | |
| | | | \$ 173,318 | | | \$ 173,318 | | | | |
| 205 | Medical Education & Research | 9520561 | \$ 79 | Supplies-Research | n/a | \$ 79 | 2137803 | <input checked="" type="checkbox"/> | <input checked="" type="checkbox"/> | |
| 206 | Medical Education & Research | 9520561 | 829 | Repairs and Maintenance | n/a | 829 | 900401913 | <input checked="" type="checkbox"/> | <input checked="" type="checkbox"/> | |
| 207 | Medical Education & Research | 9520561 | 1,250 | Animal Care | n/a | 1,250 | n/a | <input checked="" type="checkbox"/> | <input checked="" type="checkbox"/> | |
| 208 | Medical Education & Research | 9520561 | 289 | Antibodies | n/a | 289 | 92534101 | <input checked="" type="checkbox"/> | <input checked="" type="checkbox"/> | |
| 209 | Medical Education & Research | 9520561 | 142 | Histology Supplies | n/a | 142 | INVVUS90472 | <input checked="" type="checkbox"/> | <input checked="" type="checkbox"/> | |
| 210 | Medical Education & Research | 9520561 | 1,250 | Animal Care | n/a | 1,250 | n/a | <input checked="" type="checkbox"/> | <input checked="" type="checkbox"/> | |
| 211 | Medical Education & Research | 9520561 | 104 | Reagents | n/a | 104 | 91436659 | <input checked="" type="checkbox"/> | <input checked="" type="checkbox"/> | |
| 212 | Medical Education & Research | 9520561 | 1,176 | Internal Service Recharge Center | n/a | 1,176 | n/a | <input checked="" type="checkbox"/> | <input checked="" type="checkbox"/> | |
| 213 | Medical Education & Research | 9520561 | 460 | Antibodies | n/a | 460 | US2088261 | <input checked="" type="checkbox"/> | <input checked="" type="checkbox"/> | |
| 214 | Medical Education & Research | 9520561 | 1,849 | Reagents | n/a | 1,849 | 79104752 | <input checked="" type="checkbox"/> | <input checked="" type="checkbox"/> | |
| 215 | Medical Education & Research | 9520561 | 750 | Molecular Supplies | n/a | 750 | 446 | <input checked="" type="checkbox"/> | <input checked="" type="checkbox"/> | |
| 216 | Medical Education & Research | 9520561 | 495 | Biochemical Assays | n/a | 495 | 79985 | <input checked="" type="checkbox"/> | <input checked="" type="checkbox"/> | |
| | | | \$ 8,672 | | | \$ 8,672 | | | | |
| 217 | Medical Education & Research | 9520594 | \$ 2,075 | Staff Salaries-Base | n/a | \$ 2,075 | 25684 & 30460 | <input checked="" type="checkbox"/> | <input checked="" type="checkbox"/> | |
| 218 | Medical Education & Research | 9520594 | 623 | Fringe Benefits-Staff | n/a | 623 | 25684 & 30460 | <input checked="" type="checkbox"/> | <input checked="" type="checkbox"/> | |
| 219 | Medical Education & Research | 9520594 | 833 | Faculty Salaries-Base | n/a | 833 | 17201 | <input checked="" type="checkbox"/> | <input checked="" type="checkbox"/> | |
| 220 | Medical Education & Research | 9520594 | 149 | Staff Salaries-Base | n/a | 149 | 25684 | <input checked="" type="checkbox"/> | <input checked="" type="checkbox"/> | |
| 221 | Medical Education & Research | 9520594 | 234 | Training Seminars | n/a | 234 | OIE369100 | <input checked="" type="checkbox"/> | <input checked="" type="checkbox"/> | |
| 222 | Medical Education & Research | 9520594 | 122 | Fringe Benefits-Faculty | n/a | 122 | 17201 | <input checked="" type="checkbox"/> | <input checked="" type="checkbox"/> | |

Award Expenditure Testwork

| Sample | Award Type | Award Number | Expenditure | | Expenditure ID | Expenditure | | TM | TM |
|--------|------------------------------|--------------|------------------|---------------------------------|----------------|------------------|------------------|----|----|
| | | | Selected | Expenditure Description | | Sub-Selection | Sub-Selection ID | | |
| 223 | Medical Education & Research | 9520594 | 149 | Staff Salaries-Base | n/a | 149 | 25684 | x | ✓ |
| 224 | Medical Education & Research | 9520594 | 60 | Fringe Benefits-Faculty | n/a | 60 | 3489 | x | ✓ |
| 225 | Medical Education & Research | 9520594 | 833 | Faculty Salaries-Base | n/a | 833 | 17201 | x | ✓ |
| 226 | Medical Education & Research | 9520594 | 42 | Fringe Benefits-Staff | n/a | 42 | 25684 | x | ✓ |
| 227 | Medical Education & Research | 9520594 | 60 | Fringe Benefits-Faculty | n/a | 60 | 3489 | x | ✓ |
| 228 | Medical Education & Research | 9520594 | 5,056 | Subcontracts less than \$25,000 | 6186186 | 5,056 | 16805 | ☒ | ✓ |
| | | | \$ 10,236 | | | \$ 10,236 | | | |

Tickmark Legend

- x For payroll related expenses, engagement team obtained from management the employee's related payroll support (e.g. Payroll Summary or approved budget date form showing the employee's percentage of time allocated to the Program and annual salary. Engagement team then further recalculated the employee's payroll expense per percentage allocation and agreed to the amount to the underlying detailed list of expenditures).
- ☒ For external expenses, KPMG obtained supporting documentation including invoice, bank statement/check copy support, and budget approval for the corresponding expense.
- ⊗ For internal expenses, KPMG obtained supporting documentation including an inter-department job charge invoice or inter-department billing summary and journal entry support. KPMG notes that internal inter-department expenses are paid via a journal entry, and as such no additional payment support is considered necessary.
- ✓ KPMG obtained supporting documentation to verify that the expenditure was an allowable cost per the relevant award administration manual.